

EXHIBIT T-1

SHAKER HEIGHTS CITY SCHOOL DISTRICT

OFFICE OF THE TREASURER
15600 Parkland Drive
Shaker Heights, Ohio 44120
(216) 295-4317

Bryan C. Christman
Treasurer

FINANCIAL STATEMENTS SEPTEMBER 2022

INDEX

<u>SECTION #</u>	<u>SECTION NAME</u>
1.	FINANCIAL AND MISCELLANEOUS BRIEFS
2.	CHARTS
3.	CONSOLIDATED INVESTMENT PORTFOLIO
4.	FINANCIAL STATEMENTS
5.	FINANCIAL REPORT BY BANK
6.	FINANCIAL REPORT BY FUND
7.	REVENUE ACCOUNT SUMMARY
8.	BUDGET ACCOUNT SUMMARY
9.	SUMMARY CHECK REGISTER – ALL CHECKS
10.	BOND ISSUE EXPENDITURE SUMMARY

1. FINANCIAL AND MISCELLANEOUS BRIEFS

**SHAKER HEIGHTS BOARD OF EDUCATION
SHAKER HEIGHTS, OHIO**

October 21, 2022 (updated November 2, 2022)

TO: Members, Shaker Heights Board of Education

FROM: Bryan C. Christman, Treasurer

SUBJECT: Financial and Miscellaneous Briefs

I. SEPTEMBER 2022 FINANCIAL OVERVIEW

The revenue activity for the month and for the fiscal year-to-date September 2022 has been similar to the same reporting period for the prior year with the following exceptions:

- **Real Estate Taxes (RET)** were \$0.5 million or 1.7% less than prior YTD due to slightly smaller tax advances and settlements received in July & August of this fiscal year as compared to the prior fiscal year; and \$103,104 or 0.3% above budget as projected through the end of the fiscal year.
- **Public Utility Personal Property Taxes (PUPPT)** were \$88,618 or 5.7% more than prior YTD; and \$11,015 above budget as projected through the end of the fiscal year.
- **Investment Earnings**, which were \$87,699 or 72.7% more than prior year, due to the increasing yield on our portfolio as the interest rates continue to rise in response to the Federal Reserve aggressive rate increase actions; but \$-0- below budget as projected through the end of the fiscal year.
- **Other Local Revenues** were \$68,751 or 16.6% more than prior year, but \$-0- above budget as projected through the end of the fiscal year, which is primarily due to \$57,622 more property tax valuation settlement payments received this FYTD vs the prior year, and \$32,614 higher prescription drug rebates this FYTD vs the prior year, partially offset by other differences.
- **State Foundation (SF)** revenues were \$43,220 or 1.1% less than prior year to date, but \$-0- above budget as projected through the end of the fiscal year. Fiscal 2023 is the second year under the new State biennial budget's Ohio Fair School Funding plan.
- **Homestead Exemption & Rollback (HERB)** are \$4.3 million more than prior year due to acceleration of payment in September this year vs. October in 2021; but \$-0- above budget as projected through the end of the fiscal year.
- **Other State Revenues** were \$287,779 or 202.3% more than prior year, but \$-0- above budget as projected through the end of the fiscal year, due to the receipt of the restricted portions of the State Foundation payments under the Ohio Fair School Funding plan incorporated into the biennial budget beginning in July 2021, that was not implemented and paid until January 2022. The categories include Student Wellness & Success Funds, English Language Learners, Career Tech Education, Gifted Supplement, and the Disadvantaged Pupil Impact Aid; but
- **Federal Receipts** were \$3,718 or 84.8% less this fiscal YTD than last due to timing difference in payments received covering the last months of the prior school year as compared to a year ago; but \$-0- below budget as projected through the end of the fiscal year.

Total Revenues were \$4.2 million or 11.2% more than prior year due to the accelerated receipt of the Homestead Exemption & Rollback payment in September 2022, but not until October in 2021, partially offset by slightly lower Real Estate Tax receipts in the first three

fiscal months vs last year; but only \$0.1 million or 0.11% above budget (excluding timing differences) as projected through the end of the fiscal year. **Total Expenditures** were \$1.6 million or 6.5% more than prior YTD due to routine cost increases including salary adjustments due to steps, combined with timing differences in some of the various expense categories; but only \$0.2 million above budget as projected through the end of the fiscal year. In summary, the District's overall finances are on target with expectations at this time.

II. SEPTEMBER 2022 FINANCIAL DETAIL REVIEW

A. GENERAL FUND (As of September 30, 2022)

REVENUE

1. Real Estate & Public Utility Personal Taxes:

- \$0.5 million or 1.7% less Real Estate Taxes (RET) than prior YTD; and
- \$88,618 or 5.7% more Public Utility Personal Property Taxes (PUPPT) than prior YTD;
- Variance from prior year due to slightly smaller tax advances and settlements received in July & August of this fiscal year as compared to the prior fiscal year;
- 46.5% of estimated amount of RET received this year vs. 49.0% last year; and
- 40.5% of estimated amount of PUPPT received this year vs. 41.5% last year;
- \$103,104 or 0.3% above budget YTD for RET; and
- \$103,104 above budget as projected through the end of the fiscal year;
- \$11,015 or 0.7% above budget YTD for PUPPT; and
- \$11,015 above budget as projected through the end of the fiscal year.

2. Investment Earnings:

- \$208,328 received this year;
- \$87,699 or 72.7% more than prior year;
- Increase due to the increasing yield on our portfolio as the interest rates continue to rise in response to the Federal Reserve aggressive rate increase actions.
- 19.8% of estimated amount received this year vs. 18.8% last year;
- \$52,645 or 20.2% below budget for YTD; but
- \$-0- below budget as projected through the end of the fiscal year.
- Cash-basis interest income varies month-to-month and year-to-year due to the varying maturity dates of the investment portfolio;
- At its July 27, 2022 meeting, the Committee decided to raise the target range for the federal funds rate to 2-1/4 to 2-1/2 percent and anticipates that ongoing increases in the target range will be appropriate. In addition, the Committee will continue reducing its holdings of Treasury securities and agency debt and agency mortgage-backed securities, as described in the Plans for Reducing the Size of the Federal Reserve's Balance Sheet that were issued in May. The Committee is strongly committed to returning inflation to its 2 percent objective.
- At its September 21, 2022 meeting, the Committee decided to raise the target range for the federal funds rate to 3 to 3-1/4 percent and anticipates that ongoing increases in the target range will be appropriate. In addition, the Committee will continue reducing its holdings of Treasury securities and agency debt and agency mortgage-backed securities, as described in the Plans for Reducing the Size of the Federal Reserve's Balance Sheet that

were issued in May. The Committee is strongly committed to returning inflation to its 2 percent objective.

- **At its November 2, 2022 meeting, the Committee decided to raise the target range for the federal funds rate to 3-3/4 to 4 percent and anticipates that ongoing increases in the target range will be appropriate in order to attain a stance of monetary policy that is sufficiently restrictive to return inflation to 2 percent over time. In addition, the Committee will continue reducing its holdings of Treasury securities and agency debt and agency mortgage-backed securities, as described in the Plans for Reducing the Size of the Federal Reserve's Balance Sheet that were issued in May. The Committee is strongly committed to returning inflation to its 2 percent objective.**
- **The Federal Reserve is expected to again aggressively increase rates at their remaining scheduled meeting in December 2022.**

We continue to monitor all aspects of our portfolio and the interest rate markets, in consultation with our investment advisor, the RedTree Investment Group.

Market Updates for September include:

- Rates rose even further in September, with most rates above their 10-year highs.
- The average 30-year mortgage rate is now above 6.00%, putting pressure on the housing market.
- The economy has seen signs of slowing as a result of the rate increases, but inflation has not cooled down.

Operating Portfolio activity summary comments for this month include:

- September's investing activity was relatively limited, we added a few longer-term securities including a US Agency callable security yielding 5.00%
- There is ample liquidity built into the portfolio to meet any withdrawal needs.

3. Other Local Revenue:

- \$68,751 or 16.6% more than prior year which is primarily due to \$57,622 more property tax valuation settlement payments received this FYTD vs the prior year, and \$32,614 higher prescription drug rebates this FYTD vs the prior year, partially offset by other differences;
- 17.3% of estimated amount received this year vs. 16.1% last year;
- \$156,487 or 47.9% above budget for YTD; but
- \$-0- above budget as projected through the end of the fiscal year.

4. State Foundation:

- \$43,220 or 1.1% less than prior year;
- Fiscal 2023 is the second year under the new State biennial budget's Ohio Fair School Funding plan;
- Normally, State Foundation payments are merely estimates until the ADM counts are finalized and adjusted starting in January.
- 25.2% of estimated amount received this year vs. 23.6% last year;
- \$37,119 or 1.0% above budget for YTD; but
- \$-0- above budget as projected through the end of the fiscal year.

5. Homestead Exemption & Rollback (HERB):

- \$4.3 million more than prior year;
- Variance due to acceleration of payment in September this year vs October in 2021;

- 50.0% of estimated amount received this year vs. 0.0% last year;
- \$4.3 million above budget for YTD; but
- \$-0- above budget as projected through the end of the fiscal year.

6. Other State Revenue:

- \$287,779 or 202.3% more than prior year, due to the receipt of the restricted portions of the State Foundation payments under the Ohio Fair School Funding plan incorporated into the biennial budget beginning in July 2021, that was not implemented and paid until January 2022. The categories include Student Wellness & Success Funds, English Language Learners, Career Tech Education, Gifted Supplement, and the Disadvantaged Pupil Impact Aid.
- 16.9% of estimated amount received this year vs. 10.4% last year;
- \$5,409 or 1.3% above budget for YTD; but
- \$-0- above budget as projected through the end of the fiscal year.

7. Federal Receipts:

- \$3,718 or 84.8% less receipts this fiscal YTD than last due to timing difference in payments received covering the last months of the prior school year as compared to a year ago.
- 0.1% of estimated amount received this year vs. 1.1% last year;
- \$4,213 or 86.4% below budget for YTD; but
- \$-0- below budget as projected through the end of the fiscal year.

8. Total Revenue:

- \$4.2 million or 11.2% more than prior year;
- Variance due to receipt of the Homestead Exemption & Rollback payment in September 2022, but not until October in 2021, partially offset by slightly lower Real Estate Tax receipts in first three fiscal months vs last year.
- 41.2% of estimated amount received this year vs. 38.4% last year;
- \$4.5 million or 12.2% above budget for YTD, but only
- \$0.1 million or 0.11% above budget (excluding timing differences) as projected through the end of the fiscal year.

EXPENDITURES

9. Salaries & Wages:

- Payrolls averaged \$2,501,120 YTD this year vs. \$2,470,012 for prior YTD, for a 1.3% increase from last year's payrolls for the same number of year-to-date pay dates;
- Excluding sick leave severance payments, increase of 1.8% from prior year;
- Overall change reflects cumulative effect of contractual and step increases, retirements and replacements that went into effect over the last 12 months as well as timing of supplemental contract payments;
- YTD total salaries and wages (including severance payments) are \$249,334 or 1.7% above prior year, different from above % due to timing of grant fund chargebacks;
- Total salaries charged to the ESSER's Fund 507 amount to \$481,664 this FYTD;
- \$367,775 or 2.4% below budget for YTD; but only
- \$50,000 below budget as projected through the end of the fiscal year.
- Variance due to reasons listed above and below;
- Classified overtime paid in September 2022 was \$20,695 more than September 2021, while the cumulative YTD payments totaled \$150,332 more than the prior YTD;

- Classified temporary wages this YTD are \$77,547 less than last YTD, while certified temporary wages this YTD are \$117,090 less than prior YTD, for a combined net \$194,637 less this YTD;
 - Sick leave severance payments decreased by \$81,205 or 34.1% to \$156,976 through this YTD from \$238,181 for prior YTD;
 - Amount and timing of such payments vary from year to year depending on number of retirements.
10. **Fringe Benefits:**
- \$305,959 or 6.2% more than prior YTD, primarily due to health insurance increases;
 - \$35,034 or 0.7% below budget for YTD; but only
 - \$7,181 below budget as projected through the end of the fiscal year.
11. **Purchased Services:**
- \$534,879 or 23.8% more than prior YTD, including \$4,754 less for utilities, \$85,074 less for out-of-district tuition, \$71,418 more for pupil transportation, \$401,662 more for repairs & maintenance, and \$151,627 more for all other purchased services.
 - \$315,356 or 12.8% below budget for YTD; but
 - \$0.3 million above budget as projected through the end of the fiscal year.
12. **Textbooks, Materials & Supplies:**
- \$220,357 or 18.4% more than prior YTD;
 - \$150,910 or 11.9% above budget for YTD; but
 - \$-0- above budget as projected through the end of the fiscal year.
13. **Capital Outlay:**
- \$129,672 or 80.3% more than prior YTD;
 - \$30,819 or 11.8% above budget for YTD; but
 - \$-0- above budget as projected through the end of the year.
14. **Other Expenses:**
- \$123,764 or 17.2% more than prior YTD;
 - \$98,438 or 13.2% above budget for YTD; but
 - \$-0- above budget as projected through the end of the fiscal year.
15. **Transfers & Advances Out:**
- \$10,000 or 8.0% more than prior YTD;
 - \$-0- or 0.0% above budget for YTD; and
 - \$-0- above budget as projected through the end of the fiscal year.
16. **Total Expenditures:**
- \$1.6 million or 6.5% more than prior YTD;
 - Variance due to routine cost increases including salary adjustments due to steps, combined with timing differences in some of the various expense categories;
 - \$192,714 or 0.8% above budget for YTD; and
 - \$0.2 million above budget as projected through the end of the fiscal year.
 - Outstanding Encumbrances current month-end total of \$14.1 million, which includes \$4.2 million for Professional & Technical Services, \$1.4 million for Repairs & Maintenance, \$1.2 million for utilities, \$1.4 million for out-of-district tuition, \$0.9 million for Pupil Transportation; \$2.5 million for Textbooks, Materials & Supplies; \$1.3 million for Capital Outlay; and \$0.3 million for Other Expenses, total \$10,938 less than prior year, primarily due to timing of encumbrances and payments.

- Encumbrance variance primarily attributable to \$0.3 million increase in Professional & Technical Services; \$0.2 million decrease in Repairs & Maintenance; \$0.5 million decrease in Out-of-District Tuition; \$0.7 million increase in Pupil Transportation; \$0.3 million decrease in Textbooks, Materials & Supplies; \$0.3 million increase in Capital Outlay; and \$0.05 million increase in Other Expenses.

B. CASH BALANCES

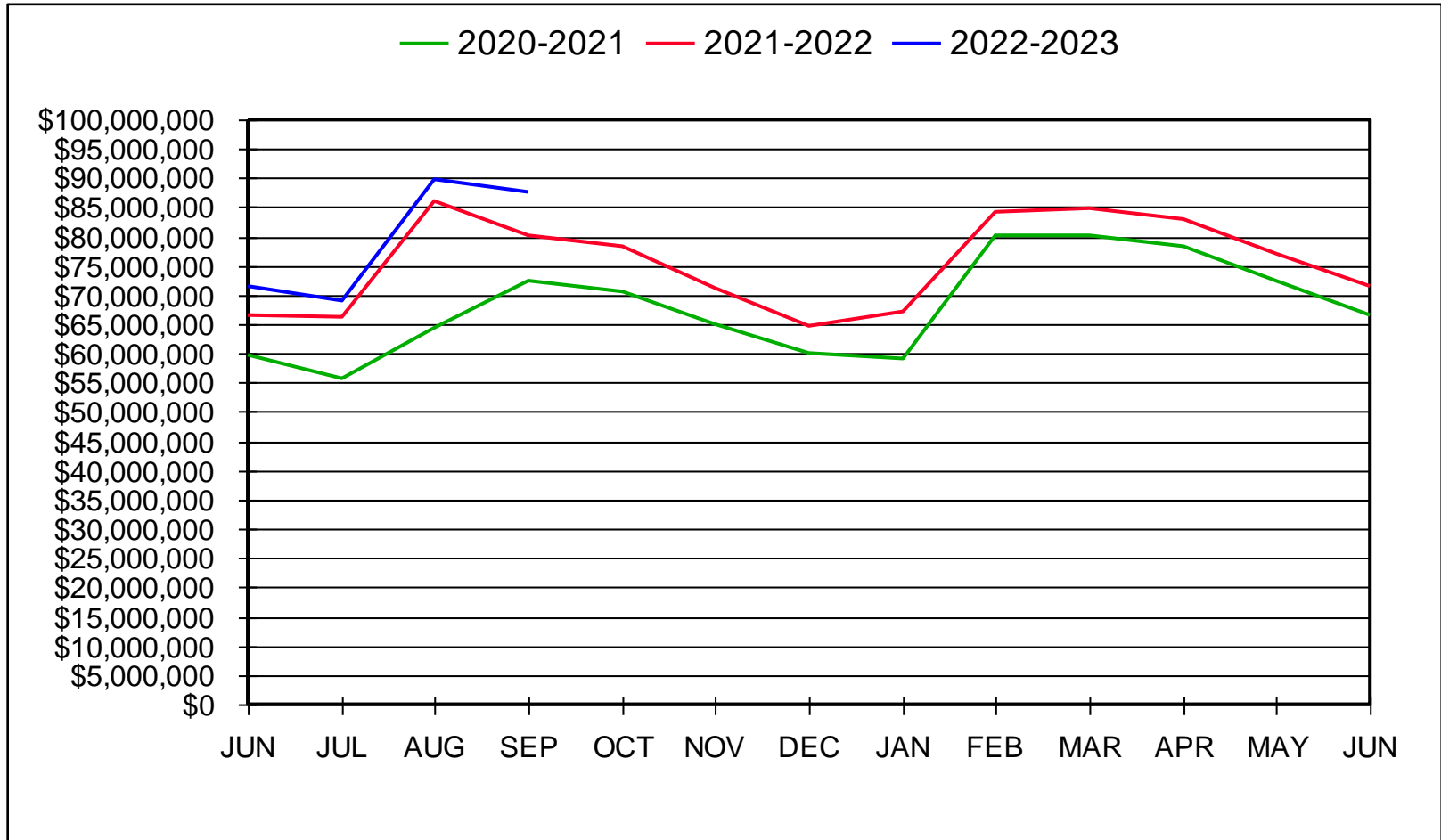
1. **Cash Balance:** Cash balance reflects an increase of \$7.4 million from that of one year ago. This is due to the \$4.7 million higher beginning of year balance, increased by the \$2.7 million larger excess of revenues over expenditures (surplus) for the current YTD vs. the prior YTD.
2. **Cash Deficits - Grant Funds:** The following cash deficits are due to a delay in the receipt of state or federal fund cash requests from the State: Fund 499 - \$830; Fund 507 - \$212,090; Fund 516 - \$195,933; Fund 551 - \$954; Fund 572 - \$63,690; Fund 587 - \$1,427; and Fund 590 - \$1,701.
3. **Cash Deficit – Other:** The Fund 009 cash deficit of \$68,930 is due to the funding of the “stored value” purchasing cards used by classroom teachers in purchasing items for the classroom (the \$35 student activity fee collected at the start of school is the primary funding source for these expenditures).

C. OTHER ITEMS

1. **Grant Fund Funding:**
Included in Section 4 of the current Treasurer’s Report is an historical summary of State and Federal grant funding allocations to the District from Fiscal 2015 through Fiscal 2022 as well as the estimate for the current year Fiscal 2023.
2. **ESSER Fund Status Report:**
In response to a Board request, we have added to the regular monthly Treasurer’s report in Section 4, a summary of ESSER grant funds received to date as well as the broad category of expenditures, and resulting remaining balances as of the end of September.
3. **Shaker/Van Aken Plaza TIF Payments Received:**
Included in the September Real Estate Taxes are payments received from the City of Shaker Heights for the Shaker/Van Aken Plaza Tax Increment Financing (TIF) agreement. The Shaker Plaza payment amounted to \$63,973, while the Van Aken Plaza payment totaled \$147,108, for a combined total of \$211,081. Such amounts, representing the 2nd half of the 2021 tax year, were the same as the \$211,081 received earlier this year in April for the 1st half of the 2021 tax year, and were \$8,265 more than the \$202,816 received in September 2021.
4. **House Bill No. 412 Five Year Financial Forecast:**
House Bill No. 412 requires districts to submit a five-year forecast to the Ohio Department of Education by the end of November and then again before May 31st. Accordingly, the current updated version is included on the November Board meeting agenda for approval. The Finance & Audit Committee reviewed and approved the updated forecast at their October 27th meeting.

2. CHARTS

SHAKER HEIGHTS CITY SCHOOL DISTRICT GENERAL FUND CASH BALANCE



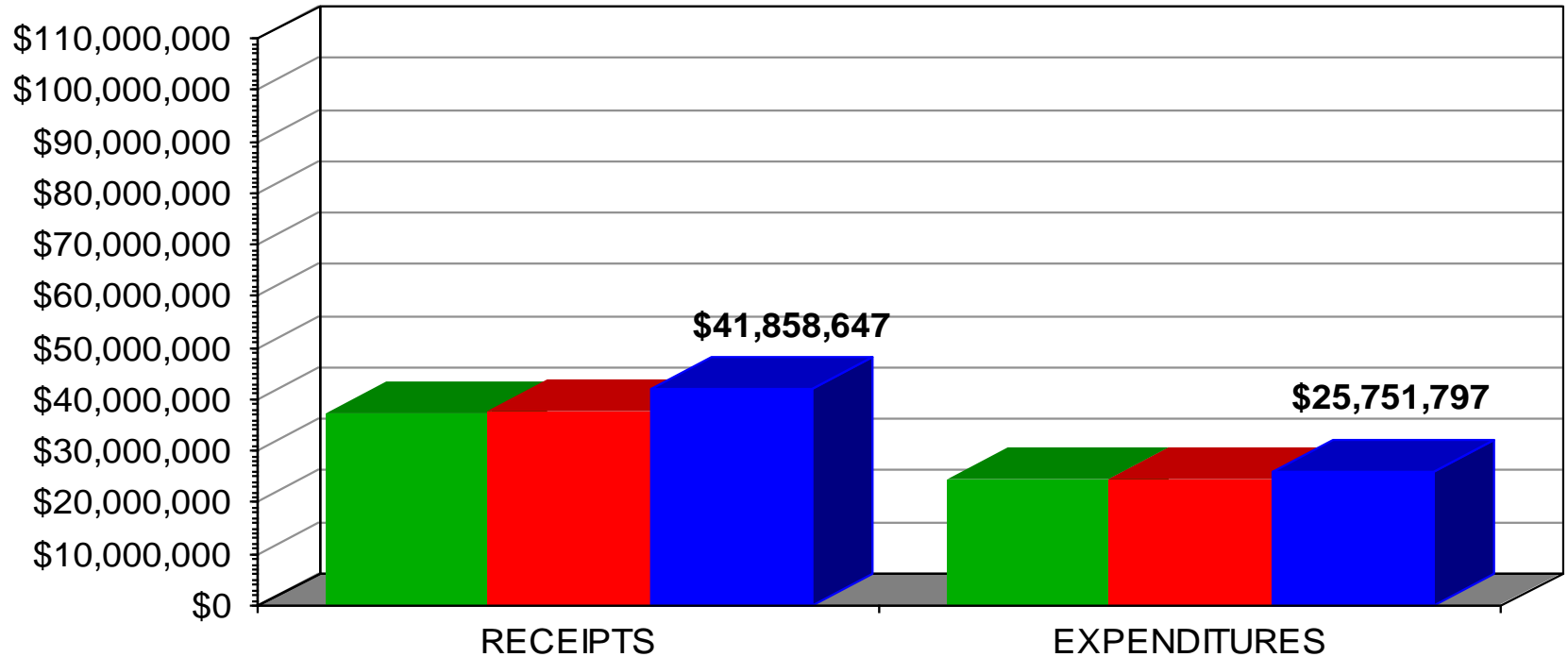
September 30, 2022

SHAKER HEIGHTS CITY SCHOOL DISTRICT

GENERAL FUND

(Fiscal Year to Date)

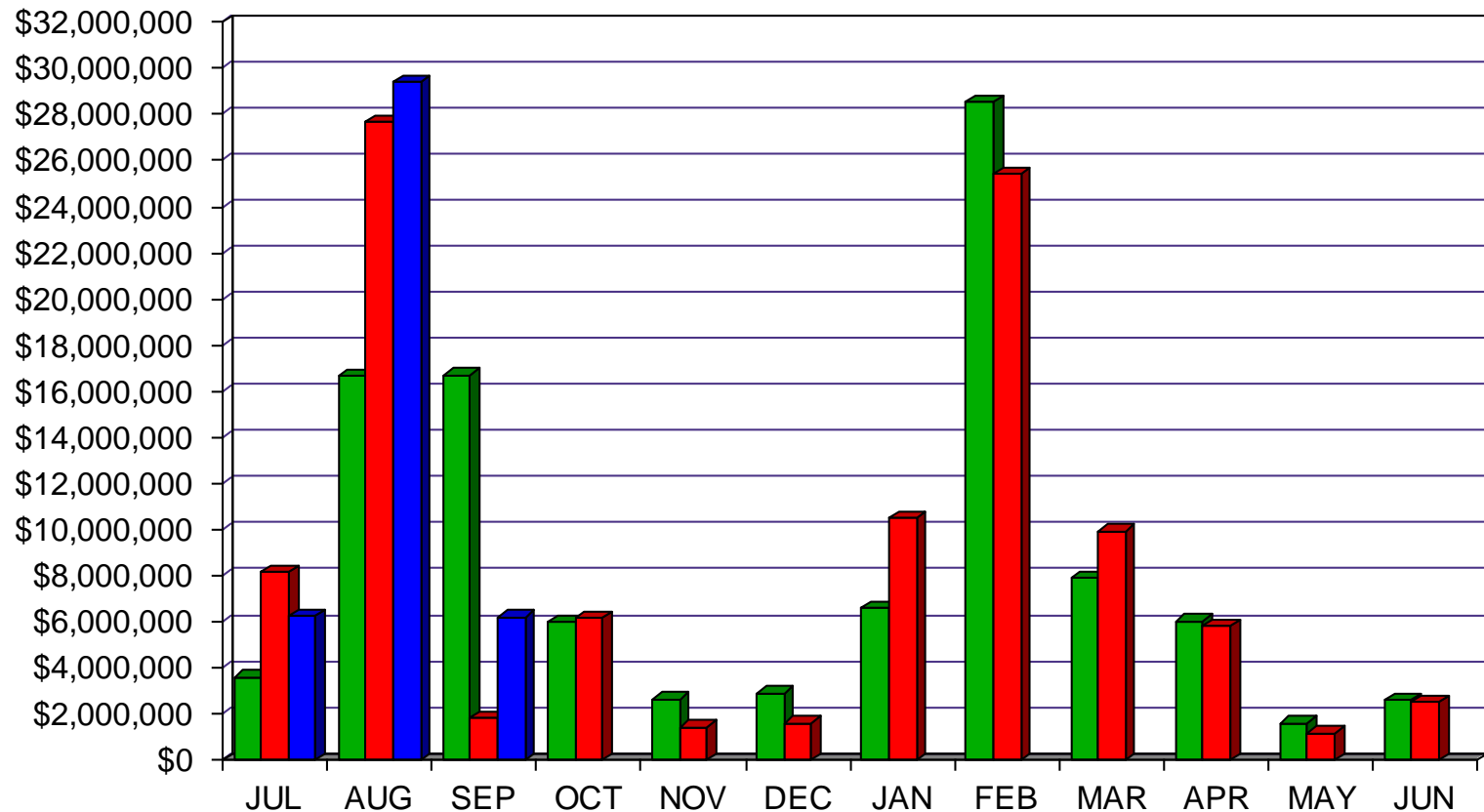
■ 2020-2021 ■ 2021-2022 ■ 2022-2023



September 30, 2022

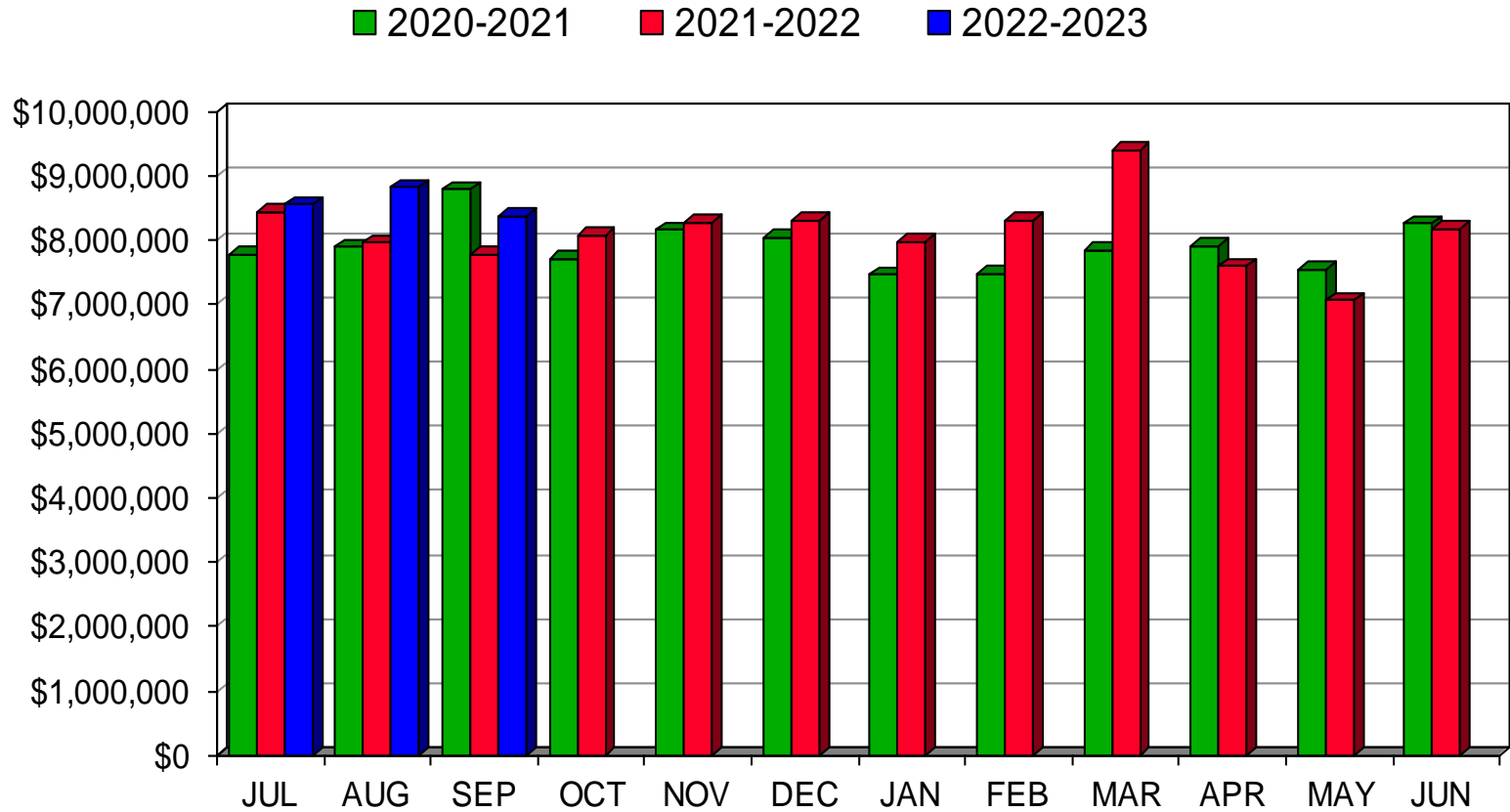
SHAKER HEIGHTS CITY SCHOOL DISTRICT GENERAL FUND RECEIPTS

■ 2020-2021 ■ 2021-2022 ■ 2022-2023



September 30, 2022

SHAKER HEIGHTS CITY SCHOOL DISTRICT GENERAL FUND EXPENDITURES



September 30, 2022

3. CONSOLIDATED INVESTMENT PORTFOLIO



	Total Investments	Average Yield	Average Maturity
RedTree Investment Account - Operations:			
U.S. Government Agency Notes	\$ 34,580,764.15	1.32%	2.23 yrs
Commercial Paper	\$ 30,993,326.69	3.46%	0.44 yrs
Certificates of Deposit	\$ 9,893,802.85	2.14%	1.27 yrs
Variable Rate U.S. Agency Notes	\$ 530,000.00	1.09%	3.34 yrs
U.S Treasury Notes	\$ 12,746,114.46	1.64%	1.48 yrs
Municipal Bonds	\$ 4,755,961.45	1.36%	1.97 yrs
Money Market Fund	\$ 25,332.89	2.83%	1 day
Total Portfolio	\$ 93,525,302.49	2.19%	1.4 yrs
Cash			
Star Ohio - General	\$ 10,577,762.65	2.95%	1 day
Huntington Operating	\$ 3,221,485.64	0.05%	1 day
Total Portfolio	\$ 107,324,550.78	2.18%	1.24 yrs



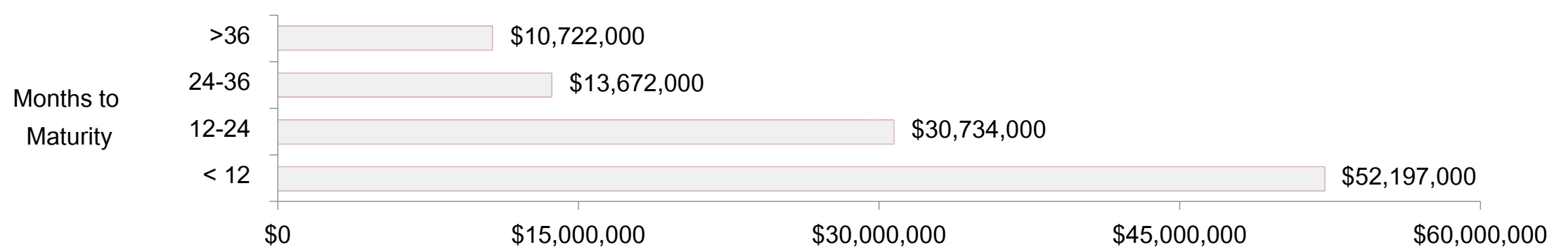
Market Update

- Rates rose even further in September, with most rates above their 10-year highs.
- The average 30-year mortgage rate is now above 6.00%, putting pressure on the housing market.
- The economy has seen signs of slowing as a result of the rate increases, but inflation has not cooled down.

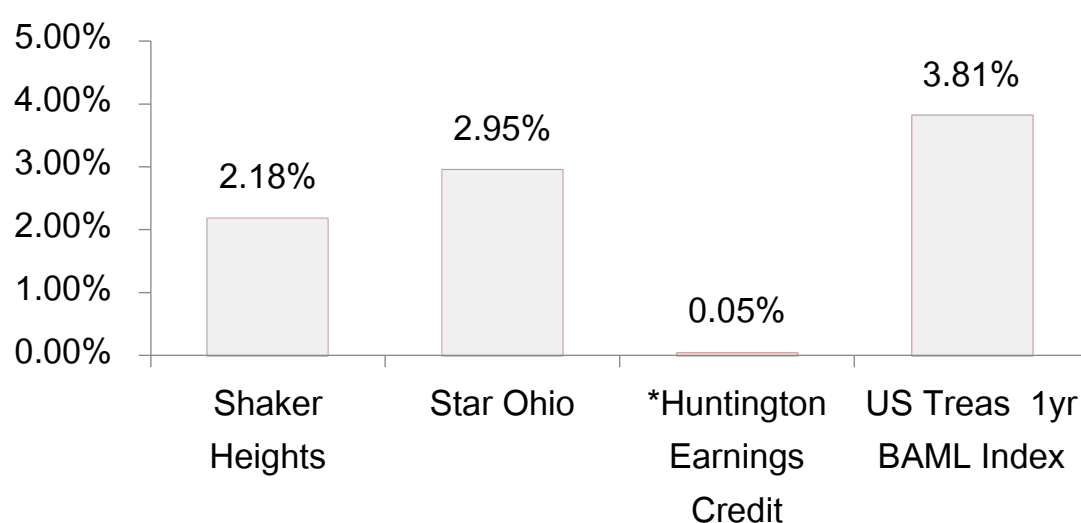
Operating Portfolio: Summary of Monthly Activity

- September's investing activity was relatively limited, we added a few longer-term securities including a US Agency callable security yielding 5.00%
- There is ample liquidity built into the portfolio to meet any withdrawal needs.

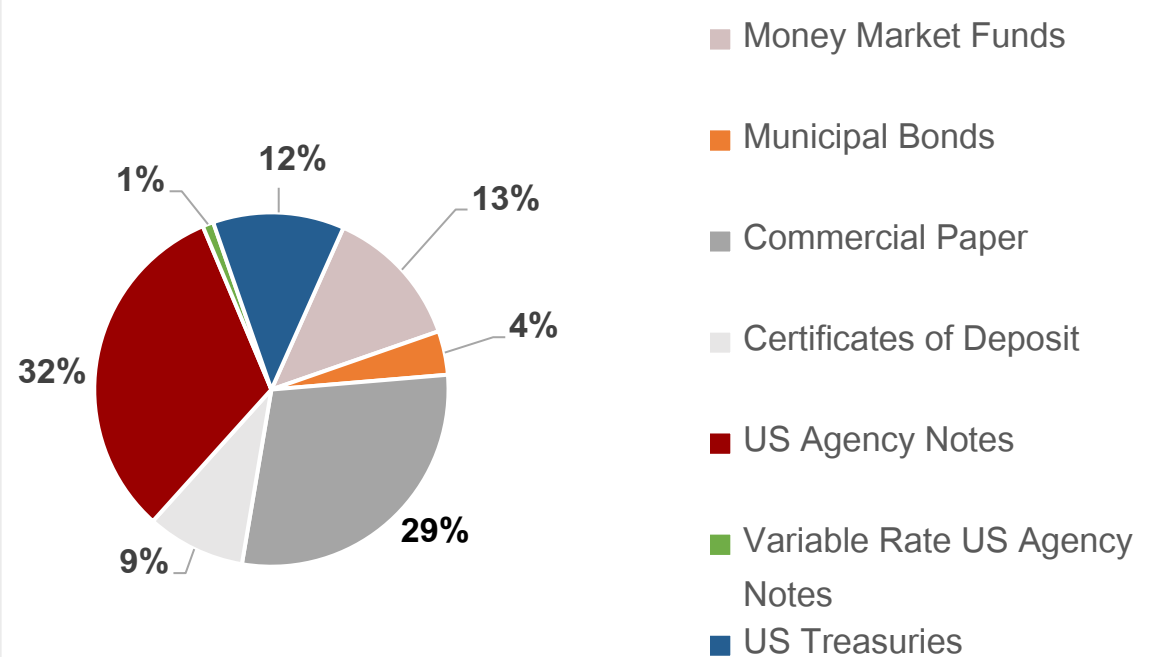
Maturity Distribution



Yield Comparison



Investment Allocation



*Earnings credit to offset bank charges; does not pay actual interest



**Shaker
Heights
Schools**

Monthly Investment Report

September 30, 2022



REDTREE
INVESTMENT GROUP

Redeemed Securities : Sales, Calls, and Maturities

Security	Maturity Date	CUSIP	Date	Original Cost Basis	Income Received
Standard Chartered Bank (Sale)	9/12/2022	85324UJC8	9/6/2022	\$993,340.28	\$6,268.05
Societe Generale (Sale)	10/5/2022	83369CK52	9/9/2022	\$396,590.00	\$2,586.67
Enerbank USA, UT (Maturity)	9/13/2022	29278TLC2	9/13/2022	\$247,879.50	\$359.52
BMW Bank of North America, UT (Maturity)	9/20/2022	05580ASH8	9/20/2022	\$246,382.50	\$2,303.53
Lakeland Bank, NJ (Maturity)	9/27/2022	511640AU8	9/27/2022	\$248,000.00	\$1,250.19
Nicolet National Bank, WI (Maturity)	9/27/2022	654062JK5	9/27/2022	\$249,000.00	\$190.33
Total Redeemed Securities				\$2,381,192.28	\$12,958.29

Purchased Securities

Security	Maturity Date	CUSIP	Date	Cost Basis	Projected Annual Income
Toyota Motor Credit	5/31/2023	89233HSX3	9/6/2022	\$971,075.00	\$28,925.00
DR Bank, CT	9/9/2025	23344RAF4	9/9/2022	\$248,688.75	\$8,590.50
Pacific Premier Bank, CA	9/9/2024	69478QGQ7	9/9/2022	\$244,755.00	\$8,452.50
Federal Farm Credit Bank	9/15/2027	3133ENL99	9/15/2022	\$248,227.50	\$8,425.00
Federal Home Ln Bank	9/14/2027	3130AT3P0	9/28/2022	\$500,000.00	\$25,000.00
Bank of the Valley, NE	9/30/2025	06543PCZ6	9/30/2022	\$248,626.50	\$9,960.00
Total Security Purchases				\$2,461,372.75	\$89,353.00

Interest Earnings Received

Asset Class	Total Income Received
Cash (Star Ohio/Huntington)	\$21,998.79
Money Market Funds	\$5,928.68
Certificates of Deposit	\$15,385.43
Commercial Paper	\$8,854.72
U.S. Treasury Notes	\$8,290.63
U.S. Agency Notes	\$40,275.00
Total Interest Earnings for the period	\$100,733.25

Realized Gains and Losses

Security	CUSIP	Realized Gain/Loss
Enerbank USA, UT (Maturity)	29278TLC2	\$1,120.50
BMW Bank of North America, UT (Maturity)	05580ASH8	\$617.50
Total Realized Gains and Losses for the period		\$1,738.00



RedTree Investment Group
Portfolio Holdings Report
Shaker Heights City Schools
US Bank Custodian Acct Ending x71036
September 30, 2022



Quantity	CUSIP	Security	Coupon	Maturity Date	Call Date	Trade Date	Cost Basis	Market Value	Yield at Cost	Wtd Maturity
U.S. GOVERNMENT AGENCY NOTES										
500,000	3130ANDP2	Federal Home Ln Bank	0.25	08-18-23	11-18-22	08-18-21	500,000.00	481,436.39	0.25	0.86
800,000	3133EMHL9	Federal Farm Credit Bank	0.31	11-30-23	10-15-22	08-23-21	800,000.00	762,333.03	0.31	1.14
1,000,000	3137EAF2	Federal Home Ln Mtg	0.25	12-04-23		04-13-21	998,770.00	954,266.31	0.30	1.15
1,255,000	3130A0F70	Federal Home Ln Bank	3.37	12-08-23		08-18-22	1,253,280.65	1,239,880.86	3.48	1.14
1,000,000	3130AMT36	Federal Home Ln Bank	0.25	12-29-23	12-29-22	06-29-21	1,000,000.00	947,878.16	0.25	1.22
1,500,000	3130A0XE5	Federal Home Ln Bank	3.25	03-08-24		08-16-22	1,497,675.00	1,477,124.56	3.35	1.38
400,000	3130ALSG0	Federal Home Ln Bank	0.25	03-08-24		05-21-21	399,444.00	377,632.26	0.30	1.41
1,800,000	3130ALJ70	Federal Home Ln Bank	0.40	03-12-24	10-12-22	03-11-21	1,800,000.00	1,695,475.49	0.40	1.41
530,000	3130AN5N6	Federal Home Ln Bank	0.50	04-29-24	10-29-22	07-29-21	530,000.00	497,369.80	0.50	1.54
1,000,000	3133EMGF3	Federal Farm Credit Bank	0.35	05-16-24	10-15-22	11-19-20	998,250.00	935,057.35	0.40	1.59
500,000	3130ASYT0	Federal Home Ln Bank	3.51	05-28-24	08-28-23	08-30-22	500,000.00	494,086.08	3.51	1.59
2,000,000	3130ANMM9	Federal Home Ln Bank	0.54	08-26-24	11-26-22	08-26-21	2,000,154.00	1,854,301.78	0.54	1.85
1,000,000	3130AMFP2	Federal Home Ln Bank	0.50	08-27-24	11-27-22	05-26-21	1,000,000.00	926,333.91	0.50	1.86
500,000	3134GXQ49	Federal Home Ln Mtg	3.75	08-28-24	02-28-23	08-30-22	500,000.00	495,013.91	3.75	1.82
1,000,000	3130AMQY1	Federal Home Ln Bank	0.50	09-23-24	12-23-22	06-23-21	1,000,000.00	923,680.00	0.50	1.93
525,000	3130ANX88	Federal Home Ln Bank	0.50	09-27-24	12-27-22	09-27-21	524,842.50	484,733.45	0.51	1.94
1,500,000	3130ALTH7	Federal Home Ln Bank	0.51	09-30-24	12-30-22	03-26-21	1,500,000.00	1,384,811.11	0.51	1.95
345,000	3130APH65	Federal Home Ln Bank	0.61	10-25-24	10-25-22	10-25-21	345,000.00	318,301.71	0.61	2.01
750,000	3130APQ81	Federal Home Ln Bank	1.00	11-08-24	10-08-22	11-08-21	750,000.00	695,449.09	1.00	2.03
1,000,000	3135G06E8	Federal Natl Mtg Assoc	0.42	11-18-24	11-18-22	11-18-20	998,250.00	917,478.33	0.46	2.08
1,000,000	3130AN5H9	Federal Home Ln Bank	0.70	01-22-25	10-22-22	07-22-21	1,000,000.00	915,885.67	0.70	2.24
1,500,000	3130ANP61	Federal Home Ln Bank	0.68	02-26-25	11-26-22	08-26-21	1,500,000.00	1,368,234.00	0.68	2.33
650,000	3133EMXS6	Federal Farm Credit Bank	0.72	04-28-25	10-15-22	08-26-21	650,000.00	590,573.92	0.72	2.49
850,000	3130ANAY6	Federal Home Ln Bank	0.70	04-29-25	10-29-22	07-29-21	849,872.50	770,815.22	0.70	2.50
1,200,000	3133ELC28	Federal Farm Credit Bank	0.73	05-27-25	10-15-22	08-31-21	1,200,000.00	1,090,324.34	0.73	2.57
400,000	3130ANTF7	Federal Home Ln Bank	0.70	06-16-25	12-16-22	09-16-21	400,000.00	360,947.02	0.70	2.62
500,000	3134GXE34	Federal Home Ln Mtg	4.05	07-25-25	10-25-22	07-25-22	500,000.00	493,496.04	4.05	2.61
600,000	3130ASVZ9	Federal Home Ln Bank	4.00	08-22-25	02-22-23	08-30-22	600,000.00	585,545.86	4.00	2.69
600,000	3134GXS21	Federal Home Ln Mtg	3.80	08-25-25	08-25-23	08-25-22	600,000.00	589,196.73	3.80	2.70
1,400,000	3134GWZV1	Federal Home Ln Mtg	0.65	10-22-25	10-22-22	10-23-20	1,400,000.00	1,249,852.28	0.65	2.96
1,400,000	3130ALCV4	Federal Home Ln Bank	0.75	02-24-26	11-24-22	02-23-21	1,400,000.00	1,234,655.39	0.75	3.28
1,400,000	3130AKZ25	Federal Home Ln Bank	0.65	02-26-26	11-26-22	02-24-21	1,400,000.00	1,230,079.37	0.65	3.29
500,000	3130AMSS2	Federal Home Ln Bank	1.05	06-30-26	12-30-22	06-30-21	500,000.00	441,037.60	1.05	3.59
1,000,000	3133ENF96	Federal Farm Credit Bank	3.96	08-17-26	08-17-23	08-17-22	1,000,000.00	977,999.72	3.96	3.53
500,000	3133ENH45	Federal Farm Credit Bank	3.12	08-24-26		08-24-22	497,013.00	480,168.18	3.29	3.61
500,000	3130ANNP1	Federal Home Ln Bank	1.10	08-24-26	10-24-22	08-30-21	500,000.00	439,923.41	1.10	3.73
500,000	3130ANQD5	Federal Home Ln Bank	1.37	08-26-26		08-26-21	504,985.00	449,438.77	1.17	3.73
435,000	3130ANXU9	Federal Home Ln Bank	1.00	09-30-26	12-30-22	09-30-21	435,000.00	380,090.66	1.00	3.84
500,000	3130AT3P0	Federal Home Ln Bank	5.00	09-14-27	10-14-22	09-28-22	500,000.00	500,629.18	5.00	4.34
250,000	3133ENL99	Federal Farm Credit Bank	3.37	09-15-27		09-15-22	248,227.50	241,721.82	3.53	4.50
Accrued Interest								67,534.50		
							34,580,764.15	32,320,793.31	1.32	2.23
VARIABLE RATE U.S. AGENCY NOTES										
530,000	3130ALKB9	Federal Home Ln Bank	0.75	03-17-26	12-17-22	03-17-21	530,000.00	473,567.79	1.09	3.34
Accrued Interest								154.58		
							530,000.00	473,722.37	1.09	3.34
MUNICIPAL BONDS										
170,000	668571FC1	Northwood LSD, OH GO		07-15-23		09-01-20	165,061.50	164,254.00	1.05	0.76
300,000	531677PC0	Licking Heights LSD, OH GO	0.71	12-01-23		08-01-20	300,000.00	288,225.00	0.71	1.14
525,000	560058X61	Mahoning County, OH GO	2.00	12-01-23		09-14-20	545,795.25	513,087.75	0.75	1.13
100,000	715093HY9	Perrysburg EVSD, OH GO		12-01-23		03-16-22	97,154.00	95,155.00	1.72	1.11
430,000	960470NV0	Westlake CSD, OH GO	0.35	12-01-23		10-19-21	430,000.00	411,613.20	0.35	1.14
150,000	117529FE2	Bryan CSD, OH GO	2.00	01-01-24		10-05-20	157,071.00	146,755.50	0.53	1.21
475,000	199492R50	City of Columbus, OH GO	0.37	04-01-24		02-17-21	475,000.00	447,735.00	0.37	1.46
200,000	668571FD9	Northwood LSD, OH GO		07-15-24		09-01-20	190,886.00	183,968.00	1.24	1.65
210,000	530336DU7	Liberty Center LSD, OH GO		11-01-24		08-01-20	200,134.20	191,249.10	1.17	1.90

Disclosures:

RedTree's internal accounting system is used as the source of the market value of this account. Although obtained from a source believed to be reliable, we cannot guarantee its accuracy. You should review all account statements provided by the custodian and compare with the statements provided by RedTree.

Questions? Call 888.596.2293 or email info@redtreeinv.com



RedTree Investment Group
Portfolio Holdings Report
Shaker Heights City Schools
US Bank Custodian Acct Ending x71036
September 30, 2022



Quantity	CUSIP	Security	Coupon	Maturity Date	Call Date	Trade Date	Cost Basis	Market Value	Yield at Cost	Wtd Maturity
700,000	677581JB7	State of Ohio, OH REV	0.52	12-15-24		06-08-21	700,000.00	641,242.00	0.52	2.15
175,000	117529FF9	Bryan CSD, OH GO	2.00	01-01-25		10-05-20	184,859.50	167,683.25	0.65	2.16
1,310,000	199492Y94	City of Columbus, OH GO	3.12	04-01-26		05-17-22	1,310,000.00	1,247,028.30	3.12	3.23
	Accrued Interest							23,492.67		
							4,755,961.45	4,521,488.77	1.36	1.97
U.S. TREASURY NOTES										
1,000,000	91282CAX9	US Treasury Note	0.12	11-30-22		03-17-22	993,515.63	995,164.00	1.05	0.17
565,000	91282CBU4	US Treasury Note	0.12	03-31-23		07-13-21	564,095.12	554,649.20	0.22	0.49
945,000	91282CCU3	US Treasury Note	0.12	08-31-23		09-24-21	942,563.67	910,079.41	0.26	0.90
400,000	9128285U0	US Treasury Note	2.62	12-31-23		06-30-22	397,343.75	391,906.40	3.08	1.20
1,500,000	912828W48	US Treasury Note	2.12	02-29-24		08-05-22	1,476,562.50	1,455,409.50	3.15	1.37
1,000,000	91282CBR1	US Treasury Note	0.25	03-15-24		08-09-21	997,929.69	943,203.00	0.33	1.43
400,000	91282CEG2	US Treasury Note	2.25	03-31-24		06-28-22	394,765.62	388,093.60	3.02	1.45
3,380,000	91282CBV2	US Treasury Note	0.37	04-15-24		06-30-21	3,375,432.81	3,183,405.68	0.42	1.50
500,000	91282CEK3	US Treasury Note	2.50	04-30-24		07-25-22	493,378.91	486,211.00	3.28	1.51
350,000	91282CEX5	US Treasury Note	3.00	06-30-24		06-30-22	349,507.81	342,425.65	3.07	1.67
1,050,000	91282CFG1	US Treasury Note	3.25	08-31-24		08-31-22	1,047,949.22	1,031,338.35	3.35	1.83
530,000	9128283D0	US Treasury Note	2.25	10-31-24		04-12-22	524,161.72	509,131.25	2.70	1.99
705,000	9128284Z0	US Treasury Note	2.75	08-31-25		08-31-22	692,579.88	676,138.71	3.37	2.76
500,000	91282CCZ2	US Treasury Note	0.87	09-30-26		09-30-21	496,328.13	440,058.50	1.03	3.85
	Accrued Interest							29,363.67		
							12,746,114.46	12,336,577.93	1.64	1.48
CERTIFICATES OF DEPOSIT										
249,000	27002YES1	EagleBank, MD	1.85	10-04-22		09-26-19	248,626.50	248,970.37	1.91	0.01
249,000	538036FR0	Live Oak Banking Co, NC	1.85	10-11-22		09-26-19	248,564.25	248,919.07	1.92	0.03
249,000	949495AA3	Wells Fargo Natl Bank West, NV	1.80	12-13-22		12-06-19	248,502.00	248,303.30	1.88	0.20
247,000	549104GU5	Luana Savings Bank, IA	2.25	12-21-22		06-11-19	246,814.75	246,434.12	2.27	0.22
246,000	88413QCH9	Third Federal Savings & Loan, OH	2.80	02-28-23		03-01-19	245,532.60	245,059.54	2.85	0.41
246,000	359899AE1	Fulton Bank, PA	2.85	03-07-23		02-22-19	245,569.50	245,033.22	2.90	0.42
249,000	20033AS23	Comenity Capital Bank, UT	2.85	03-15-23		03-04-19	248,564.25	247,919.09	2.91	0.45
248,000	063248KR8	Bank Leumi USA, NY	1.45	03-31-23		03-23-20	247,628.00	244,986.80	1.50	0.49
249,000	56065GAN8	MainStreet Bank, VA	0.25	03-31-23		03-25-21	248,962.65	244,481.40	0.26	0.49
246,000	61760AYA1	Morgan Stanley Private Bank, NY	2.75	04-04-23		03-26-19	245,508.00	244,578.86	2.80	0.49
249,000	03753XBM1	Apex Bank, TN	0.80	05-08-23		05-08-20	248,751.00	244,367.60	0.84	0.59
249,000	27004PBQ5	Eaglebank Savings Bank, NV	0.20	05-19-23		05-18-21	248,875.50	243,214.73	0.23	0.62
249,000	06426KBC1	Bank of New England, NH	2.55	05-23-23		05-06-19	248,526.90	246,824.98	2.61	0.63
249,000	32112UDW8	First Natl Bank of McGregor, TX	0.55	05-26-23		05-26-20	248,626.50	243,577.78	0.60	0.64
249,000	33847E4N4	Flagstar Bank FSB, MI	0.20	06-16-23		06-16-21	248,925.30	242,528.49	0.22	0.70
247,000	06654BCF6	Bankwell Bank, CT	0.50	07-03-23		06-30-20	246,938.25	240,657.04	0.51	0.74
249,000	47804GGU1	John Marshall Bank, VA	0.25	08-03-23		09-03-21	248,937.75	241,251.37	0.26	0.82
249,000	29367SJS4	Enterprise Bank & Trust, MO	1.80	11-08-23		10-23-19	249,000.00	242,645.02	1.81	1.07
249,000	15118RTE7	Celtic Bank, UT	1.80	12-27-23		12-13-19	248,937.75	241,823.07	1.81	1.20
249,000	59013KES1	Merrick Bank, UT	1.85	12-29-23		01-02-20	248,564.25	241,925.16	1.90	1.21
246,000	38148P5B9	Goldman Sachs Bank USA, NY	3.10	02-13-24		02-14-19	245,926.20	242,386.26	3.11	1.32
246,000	856285PG0	State Bank of India, NY	3.15	02-28-24		03-01-19	245,508.00	242,418.73	3.20	1.36
249,000	05465DAJ7	Axos Bank, CA	1.60	03-26-24		03-18-20	249,000.00	239,591.29	1.61	1.44
249,000	90348JJQ4	UBS Bank USA, UT	2.90	04-03-24		03-18-19	248,352.60	244,182.60	2.97	1.44
246,000	14042TAP2	Capital One Bank USA, Glen Allen, VA	2.65	05-22-24		05-21-19	244,856.10	239,808.18	2.75	1.57
246,000	254673J72	Discover Bank, DE	3.10	06-28-24		06-28-22	245,754.00	241,227.11	3.15	1.66
246,000	14042RSH5	Capital One, NA, Mclean, VA	3.30	07-01-24		06-29-22	245,754.00	242,023.66	3.35	1.67
245,000	795451BP7	Sallie Mae Bank, UT	3.30	07-08-24		07-07-22	244,755.00	240,979.79	3.34	1.69

Disclosures:

RedTree's internal accounting system is used as the source of the market value of this account. Although obtained from a source believed to be reliable, we cannot guarantee its accuracy. You should review all account statements provided by the custodian and compare with the statements provided by RedTree.

Questions? Call 888.596.2293 or email info@redtreeinv.com



RedTree Investment Group
Portfolio Holdings Report
Shaker Heights City Schools
US Bank Custodian Acct Ending x71036
September 30, 2022



Quantity	CUSIP	Security	Coupon	Maturity Date	Call Date	Trade Date	Cost Basis	Market Value	Yield at Cost	Wtd Maturity
245,000	07371DCC9	Beal Bank, NV	3.05	07-10-24		07-11-22	244,816.25	239,908.65	3.09	1.70
249,000	89235MLF6	Toyota Financial Savings Bank, NV	0.55	08-05-24		08-05-21	248,626.50	232,611.32	0.60	1.80
249,000	87165ET80	Synchrony Bank, UT	0.55	09-03-24		09-03-21	248,626.50	231,948.23	0.60	1.87
245,000	69478QGQ7	Pacific Premier Bank, CA	3.45	09-09-24		09-09-22	244,755.00	241,188.53	3.50	1.85
249,000	07815ABE6	Bell Bank, ND	1.10	03-26-25		03-23-20	249,000.00	230,088.20	1.10	2.40
249,000	694231AC5	Pacific Enterprise Bank, CA	1.15	03-31-25		03-23-20	248,875.50	230,279.18	1.16	2.41
246,000	02589AC34	American Express Nat'l Bank, UT	2.55	04-07-25		04-06-22	245,631.00	235,676.36	2.60	2.37
246,000	61690UH60	Morgan Stanley Bank, UT	3.10	05-12-25		05-11-22	245,631.00	238,570.80	3.15	2.45
246,000	06740KQS9	Barclay's Bank, DE	3.05	06-02-25		06-02-22	245,815.50	238,095.53	3.08	2.51
245,000	02007GUZ4	Ally Bank, UT	3.25	07-07-25		07-07-22	244,448.75	238,087.08	3.33	2.60
249,000	23344RAF4	DR Bank, CT	3.45	09-09-25		09-09-22	248,688.75	242,841.73	3.52	2.73
249,000	06543PCZ6	Bank of the Valley, NE	4.00	09-30-25		09-30-22	248,626.50	246,553.08	4.09	2.77
	Accrued Interest							34,525.09		
							9,893,802.85	9,706,492.44	2.14	1.27

COMMERCIAL PAPER

600,000	83369CK52	Societe Generale		10-05-22		03-21-22	594,885.00	599,746.20	1.56	0.01
260,000	85324UKM4	Standard Chartered Bank		10-21-22		01-26-22	258,741.89	259,531.22	0.65	0.06
500,000	60689GKT2	Mizuho Securities		10-27-22		06-29-22	495,791.67	498,826.00	2.55	0.07
1,500,000	53948BL98	Lloyds Bank		11-09-22		03-21-22	1,484,660.83	1,494,666.00	1.60	0.11
1,000,000	63873KLH8	Natixis NY		11-17-22		07-21-22	990,017.22	995,720.00	3.05	0.13
500,000	06369MLN1	Bank of Montreal		11-22-22		06-23-22	493,941.11	497,573.50	2.91	0.15
300,000	83369CLU6	Societe Generale		11-28-22		06-30-22	296,564.75	298,403.40	2.76	0.16
515,000	62479MMW0	MUFG Bank		12-30-22		07-29-22	508,060.38	510,224.92	3.19	0.25
1,000,000	06369MNJ8	Bank of Montreal		01-18-23		07-22-22	983,150.00	988,526.00	3.43	0.30
1,000,000	60689GNL6	Mizuho Securities		01-20-23		07-25-22	983,442.50	988,230.00	3.39	0.31
2,000,000	60689GNW2	Mizuho Securities		01-30-23		08-30-22	1,971,907.50	1,973,836.00	3.35	0.33
1,000,000	17327BP17	Citigroup		02-01-23		07-22-22	981,138.89	986,449.00	3.57	0.34
1,000,000	46640QPH8	JP Morgan		02-17-23		08-22-22	982,597.22	984,681.00	3.56	0.38
2,000,000	62479MPQ0	MUFG Bank		02-24-23		08-29-22	1,964,498.34	1,967,120.00	3.63	0.40
500,000	78009BPT3	Royal Bank of Canada (RBC)		02-27-23		07-29-22	490,030.42	491,672.50	3.44	0.41
500,000	78009BQQ8	Royal Bank of Canada (RBC)		03-24-23		06-30-22	487,725.42	489,672.50	3.39	0.48
1,000,000	78009BRB0	Royal Bank of Canada (RBC)		04-11-23		07-22-22	973,480.83	976,700.00	3.73	0.52
800,000	62479MRJ4	MUFG Bank		04-18-23		07-25-22	778,996.00	780,452.80	3.64	0.54
500,000	63873KRQ2	Natixis NY		04-24-23		07-29-22	486,736.81	487,328.00	3.65	0.56
500,000	85324URQ8	Standard Chartered Bank		04-24-23		07-28-22	486,350.00	487,328.00	3.74	0.56
500,000	17327BRR8	Citigroup		04-25-23		07-29-22	486,500.00	487,755.00	3.70	0.56
1,500,000	83369CRR7	Societe Generale		04-25-23		08-29-22	1,462,656.25	1,462,213.50	3.85	0.56
1,000,000	53948BRU5	Lloyds Bank		04-28-23		08-08-22	973,334.72	975,050.00	3.75	0.57
1,000,000	62479MS12	MUFG Bank		05-01-23		08-08-22	973,400.00	973,753.00	3.70	0.58
1,635,000	83369CS13	Societe Generale		05-01-23		08-31-22	1,592,951.89	1,592,503.08	3.91	0.58
2,000,000	13608BS47	Canadian Imp Holdings		05-04-23		08-08-22	1,945,602.22	1,947,104.00	3.74	0.58
2,000,000	78015DS43	Royal Bank of Canada (RBC)		05-04-23		08-08-22	1,945,751.66	1,947,128.00	3.73	0.58
1,235,000	85324US53	Standard Chartered Bank		05-05-23		08-08-22	1,200,173.00	1,201,872.36	3.87	0.59
1,000,000	17327BS89	Citigroup		05-08-23		08-12-22	971,979.16	973,991.00	3.86	0.60
830,000	62479MSS3	MUFG Bank		05-26-23		08-31-22	805,655.18	805,263.51	4.06	0.64
1,000,000	89119BSS6	TD USA		05-26-23		08-30-22	971,530.83	969,793.00	3.92	0.64
1,000,000	89233HSX3	Toyota Motor Credit		05-31-23		09-06-22	971,075.00	970,752.00	4.02	0.66
							30,993,326.69	31,063,865.49	3.46	0.44

MONEY MARKET FUND

USBMMF	First American Treasury Obligations Fund	2.83	25,332.89	25,332.89	2.83
--------	--	------	-----------	-----------	------

Disclosures:

RedTree's internal accounting system is used as the source of the market value of this account. Although obtained from a source believed to be reliable, we cannot guarantee its accuracy. You should review all account statements provided by the custodian and compare with the statements provided by RedTree.

Questions? Call 888.596.2293 or email info@redtreeinv.com



RedTree Investment Group
Portfolio Holdings Report
Shaker Heights City Schools
US Bank Custodian Acct Ending x71036
September 30, 2022



Quantity	CUSIP	Security	Coupon	Maturity Date	Call Date	Trade Date	Cost Basis	Market Value	Yield at Cost	Wtd Maturity
TOTAL PORTFOLIO							93,525,302.49	90,448,273.18	2.19	1.40

Disclosures:

RedTree's internal accounting system is used as the source of the market value of this account. Although obtained from a source believed to be reliable, we cannot guarantee its accuracy. You should review all account statements provided by the custodian and compare with the statements provided by RedTree.

Questions? Call 888.596.2293 or email info@redtreeinv.com

4. FINANCIAL STATEMENTS

Shaker Heights City School District
Financial Statement-General Fund
Fiscal Year Ending
June 30, 2023

	A	B	D	E	F	G	H	I	J	K	L	M	N	O	P	Q	R
1				Month of September					Year-To-Date September					Year-To-Date September			
2				<u>Actual F23</u>	<u>Actual F22</u>	<u>\$ Inc(Dec)</u>	<u>%Inc(Dec)</u>		<u>Actual F23</u>	<u>Actual F22</u>	<u>\$ Inc(Dec)</u>	<u>%Inc(Dec)</u>		<u>YTD Bud.F23</u>	<u>\$ Inc(Dec)</u>	<u>%Inc(Dec)</u>	
3		REVENUE:															
4		Real Estate Taxes		225,346	222,076	\$3,270	1.5%		\$30,997,778	\$31,543,717	(\$545,939)	-1.7%		\$30,894,674	\$103,104	0.3%	
5		Pers.Prop./Public Utility Taxes		0	0	0	#DIV/0!		\$1,644,514	\$1,555,896	88,618	5.7%		1,633,499	11,015	0.7%	
6		Investment Earnings		100,395	47,353	53,042	112.0%		\$208,328	\$120,629	87,699	72.7%		260,973	(52,645)	-20.2%	
7		Other Local		231,184	272,542	(41,358)	-15.2%		483,101	414,350	68,751	16.6%		326,614	156,487	47.9%	
8		State Foundation		1,267,785	1,280,967	(13,182)	-1.0%		3,804,795	3,848,015	(43,220)	-1.1%		3,767,676	37,119	1.0%	
9		Homestead Exemption & RollBack		4,289,450	0	4,289,450	#DIV/0!		4,289,450	0	4,289,450	#DIV/0!		0	4,289,450	#DIV/0!	
10		Other State		104,390	0	104,390	#DIV/0!		430,016	142,237	287,779	202.3%		424,607	5,409	1.3%	
11		Federal-primarily Medicaid reimb.		0	0	0	#DIV/0!		665	4,383	(3,718)	-84.8%		4,878	(4,213)	-86.4%	
12		Transfers & Advances In		0	0	0	#DIV/0!		0	0	0	#DIV/0!		0	0	#DIV/0!	
13		TOTAL REVENUE		6,218,550	1,822,938	4,395,612	241.1%		41,858,647	37,629,227	4,229,420	11.2%		37,312,921	4,545,726	12.2%	
14				0	0	0			0	0	0			0	0		
15		EXPENDITURES:															
16		Salaries & Wages		5,027,651	4,962,616	65,035	1.3%		15,051,959	14,802,625	249,334	1.7%		15,419,734	(367,775)	-2.4%	
17		Fringe Benefits:															
18		Health Insurance		833,746	786,001	47,745	6.1%		2,590,171	2,366,283	223,888	9.5%		2,591,000	(829)	0.0%	
19		Retirement Expense		789,757	767,263	22,494	2.9%		2,369,326	2,309,494	59,832	2.6%		2,417,000	(47,674)	-2.0%	
20		All Other Fringes		88,416	83,212	5,204	6.3%		269,718	247,479	22,239	9.0%		256,249	13,469	5.3%	
21		Total Fringe Benefits		1,711,919	1,636,476	75,443	4.6%		5,229,215	4,923,256	305,959	6.2%		5,264,249	(35,034)	-0.7%	
22		Purchased Services:		0	0	0			0	0	0			0	0		
23		Utilities		117,105	120,707	(3,602)	-3.0%		221,040	225,794	(4,754)	-2.1%		234,249	(13,209)	-5.6%	
24		Out-of-District Tuition		140,490	98,072	42,418	43.3%		579,741	664,815	(85,074)	-12.8%		697,888	(118,147)	-16.9%	
25		Pupil Transportation		52,885	0	52,885	#DIV/0!		120,177	48,759	71,418	146.5%		51,213	68,964	134.7%	
26		Repairs & Maintenance		226,397	126,480	99,917	79.0%		765,177	363,515	401,662	110.5%		323,805	441,372	136.3%	
27		All Other Purchased Services		349,897	268,257	81,640	30.4%		1,096,000	944,373	151,627	16.1%		1,159,624	(63,624)	-5.5%	
28		Total Purchased Services		886,774	613,516	273,258	44.5%		2,782,135	2,247,256	534,879	23.8%		2,466,779	315,356	12.8%	
29		Textbooks, Materials & Supplies		376,872	405,477	(28,605)	-7.1%		1,418,722	1,198,365	220,357	18.4%		1,267,812	150,910	11.9%	
30		Capital Outlay		139,707	25,845	113,862	440.6%		291,066	161,394	129,672	80.3%		260,247	30,819	11.8%	
31		Other-primarily Cty.Aud.&Treas.Fees		104,853	12,061	92,792	769.4%		843,700	719,936	123,764	17.2%		745,262	98,438	13.2%	
32		Transfers & Advances Out		135,000	125,000	10,000	8.0%		135,000	125,000	10,000	8.0%		135,000	0	0.0%	
33		TOTAL EXPENDITURES		8,382,776	7,780,991	601,785	7.7%		25,751,797	24,177,832	1,573,965	6.5%		25,559,083	192,714	0.8%	
34				0	0	0			0	0	0			0	0		
35		Net Revenues/(Expenditures)		(2,164,226)	(5,958,053)	3,793,827	-63.7%		16,106,850	13,451,395	2,655,455	19.7%		11,753,838	4,353,012	37.0%	
36																	
37		Cash, Beginning of Period		89,684,085	86,069,879	3,614,206	4.2%		71,413,009	66,660,431	4,752,578	7.1%		71,413,009	0	0.0%	
38																	
39		Cash, End of Month		87,519,859	80,111,826	7,408,033	9.2%		87,519,859	80,111,826	7,408,033	9.2%		83,166,847	4,353,012	5.2%	
40				0	0	0			0	0	0			0	0		
41		Less O/S Encumbrances		14,092,722	14,103,660	(10,938)	-0.1%		14,092,722	14,103,660	(10,938)	-0.1%		14,100,000	(7,278)	-0.1%	
42		Less Budget Reserve		353,070	353,070	0	0.0%		353,070	353,070	0	0.0%		353,070	0	0.0%	
43																	
44		Fund Balance, End of Month		\$73,074,067	\$65,655,096	\$7,418,971	11.3%		\$73,074,067	\$65,655,096	\$7,418,971	11.3%		\$68,713,777	\$4,360,290	6.3%	
45				0	0	0			0	0	0	0.0%		0	0	0.0%	
46		Total General Obligation Debt Outstanding							33,840,000	36,510,000	0						
47																	

SCHOOL DISTRICT
General Fund-Budget by Month
Fiscal Year Ending
June 30, 2023

FS03Sep22 Rev11-03-22
F23MvgMthlyBudget
11/3/2022

	A	B	AA	AB	AC	AD	AE	AF	AG	AH	AI	AJ	AK	AL	AM	AN	AP	AQ
1			BUDGET				BUDGET				BUDGET				BUDGET		Adopted	Var Fav/(Unfav)
2			Jul	Aug	Sep	Oct	Nov	Dec	Jan	Feb	Mar	Apr	May	Jun	Var. Deemed	Total		
3	REVENUE:	Actual	Actual	Actual	Budget	Budget	Budget	Budget	Budget	Budget	Budget	Budget	Budget	Budget	Temporary	Rev.Proj.	Budget	Deemed
4	Real Estate Taxes	\$4,692,000	\$26,080,432	\$225,346	\$0	\$0	\$0	\$6,728,643	\$23,545,353	\$5,278,702	\$211,628	\$0	\$0	0	\$66,762,104	\$66,659,000	\$103,104	
5	Personal Property Taxes	0	1,644,514	0	0	0	0	0	0	2,422,501	0	0	0	0	4,067,015	4,056,000	11,015	
6	Investment Earnings	30,704	77,229	100,395	67,140	98,343	99,267	41,984	124,028	109,879	52,132	89,067	109,187	52,645	1,052,000	1,052,000	0	
7	Other Local	150,802	101,115	231,184	425,497	68,705	184,521	57,823	217,872	854,126	282,928	90,828	290,434	(156,487)	2,799,348	2,799,348	0	
8	State Foundation	1,267,817	1,269,193	1,267,785	1,255,892	1,255,892	1,255,892	1,255,892	1,255,892	1,255,892	1,255,892	1,255,892	1,255,888	(37,119)	15,070,700	15,070,700	0	
9	Homestead Exemption & RollBack	0	0	4,289,450	4,297,217	0	0	0	0	0	4,278,209	0	0	(4,289,450)	8,575,426	8,575,426	0	
10	Other State	87,925	237,701	104,390	93,917	93,917	109,917	239,061	93,917	93,917	93,917	93,917	1,211,913	(5,409)	2,549,000	2,549,000	0	
11	Federal-primarily Medicaid reimb.	665	0	0	375,716	0	20,128	8,685	11,425	11,269	11,763	0	400,299	4,213	844,163	844,163	0	
12	Transfers & Advances In	0	0	0	0	0	0	0	0	0	0	0	0	0	0	0	0	
13	TOTAL REVENUE	6,229,913	29,410,184	6,218,550	6,515,379	1,516,857	1,669,725	8,332,088	25,248,487	10,026,286	6,186,469	1,529,704	3,267,721	(4,431,607)	101,719,756	101,605,637	114,119	
14																		
15	EXPENDITURES:																	
16	Salaries & Wages	5,097,044	4,927,264	5,027,651	5,088,329	5,217,826	5,214,720	5,092,602	5,091,485	5,349,878	5,182,997	5,050,060	5,700,369	317,775	62,358,000	62,408,000	50,000	
17	Fringe Benefits:																	
18	Health Insurance	877,900	878,525	833,746	864,000	864,000	864,000	915,667	915,667	915,667	915,667	915,667	915,665	829	10,677,000	10,677,000	0	
19	Retirement Expense	804,197	775,373	789,757	798,000	818,000	818,000	798,000	798,000	839,000	813,000	792,000	893,000	40,492	9,776,819	9,784,000	7,181	
20	All Other Fringes	90,157	91,144	88,416	80,394	84,680	91,839	177,699	82,349	98,057	85,239	91,868	112,626	(13,468)	1,161,000	1,161,000	0	
21	Total Fringe Benefits	1,772,254	1,745,042	1,711,919	1,742,394	1,766,680	1,773,839	1,891,366	1,796,016	1,852,724	1,813,906	1,799,535	1,921,291	27,853	21,614,819	21,622,000	7,181	
22	Purchased Services:														15.68%	15.68%		
23	Utilities	33,898	70,038	117,105	82,314	124,263	115,035	116,862	112,907	98,637	80,870	132,661	118,202	13,208	1,216,000	1,216,000	0	
24	Out-of-District Tuition	67,273	371,978	140,490	233,546	168,536	182,050	77,251	150,891	530,415	108,448	202,968	215,007	118,147	2,567,000	2,567,000	0	
25	Pupil Transportation	40,915	26,378	52,885	85,459	80,828	75,944	54,015	92,036	83,228	117,510	99,798	189,969	(68,965)	930,000	930,000	0	
26	Repairs & Maintenance	232,467	306,313	226,397	141,492	147,647	193,393	159,272	121,956	176,012	46,423	40,000	50,000	(166,372)	1,675,000	1,400,000	(275,000)	
27	All Other Purchased Services	434,938	311,163	349,897	507,298	455,380	608,211	548,037	418,053	652,015	310,274	188,974	467,734	63,626	5,315,600	5,315,600	0	
28	Total Purchased Services	809,491	1,085,870	886,774	1,050,109	976,654	1,174,633	955,437	895,843	1,540,307	663,525	664,401	1,040,912	(40,356)	11,703,600	11,428,600	(275,000)	
29	Textbooks, Materials & Supplies	578,541	463,309	376,872	329,176	172,644	212,800	203,588	207,279	265,366	203,520	224,685	53,130	(150,910)	3,140,000	3,140,000	0	
30	Capital Outlay	104,814	46,545	139,707	308,641	259,541	15,478	232,217	403,307	107,018	87,924	109,810	215,817	(30,819)	2,000,000	2,000,000	0	
31	Other-primarily Cty.Aud.&Treas.Fees	191,251	547,596	104,853	78,237	39,324	410,114	26,272	14,062	784,777	6,548	5,834	25,995	(98,438)	2,136,425	2,136,425	0	
32	Transfers & Advances Out	0	0	135,000	0	0	0	120,000	0	0	0	120,000	0	0	375,000	375,000	0	
33	TOTAL EXPENDITURES	8,553,395	8,815,626	8,382,776	8,596,886	8,432,669	8,801,584	8,521,482	8,407,992	9,900,070	7,958,420	7,974,325	8,957,514	25,105	103,327,844	103,110,025	(217,819)	
34																		
35	Net Revenues/(Expenditures)	(2,323,482)	20,594,558	(2,164,226)	(2,081,507)	(6,915,812)	(7,131,859)	(189,394)	16,840,495	126,216	(1,771,951)	(6,444,621)	(5,689,793)	(4,456,712)	(1,608,088)	(1,504,388)	(103,700)	
36																		
37	Cash, Beginning of Period	71,413,009	69,089,527	89,684,085	87,519,859	85,438,352	78,522,540	71,390,681	71,201,287	88,041,782	88,167,998	86,396,047	79,951,426		71,413,009	71,413,009	0	
38																		
39	Cash, End of Month	69,089,527	89,684,085	87,519,859	85,438,352	78,522,540	71,390,681	71,201,287	88,041,782	88,167,998	86,396,047	79,951,426	74,261,633	(4,456,712)	69,804,921	69,908,621	(103,700)	
40																		
41	Less O/S Encumbrances	14,838,063	14,137,537	14,092,722	13,300,000	13,100,000	12,600,000	12,500,000	12,400,000	12,500,000	10,700,000	11,300,000	5,018,252	0	5,018,252	5,336,074	317,822	
42	Less Budget Reserve	353,070	353,070	353,070	353,070	353,070	353,070	353,070	353,070	353,070	353,070	353,070	353,070	0	353,070	353,070	0	
43																		
44	Fund Balance, End of Month	\$53,898,394	\$75,193,478	\$73,074,067	\$71,785,282	\$65,069,470	\$58,437,611	\$58,348,217	\$75,288,712	\$75,314,928	\$75,342,977	\$68,298,356	\$68,890,311	(\$4,456,712)	\$64,433,599	\$64,219,477	\$214,122	

Shaker Heights CSD
State and Federal Grant Funding
Historical Summary
F2015 thru F2023

St & Fed Grants F12 thru F23 RevBCC11-03-22/Sheet1
11/3/2022

			\$ Amounts-Final Appropriation Amounts									\$ Amounts-Est.	
GRANT FUND #	GRANT NAME	Notes	FY15	FY16	FY17	FY18	FY19	FY20	FY21	FY22	FY23	FY23 Prelim New Allocation	
401	Auxiliary Services	1	\$ 1,545,022.62	\$ 1,623,620.47	\$ 1,756,302.94	\$ 550,073.95	\$ 535,578.41	\$ 170,549.52	\$ 182,764.95	\$ 180,299.39	\$ 200,000.00	\$180,000.00	
451	Data Communication		\$ 14,400.00	\$ 14,400.00	\$ 14,400.00	\$ 14,400.00	\$ 14,400.00	\$ 14,400.00	\$ 14,400.00	\$ 14,400.00	\$ 15,000.00	14,400.00	
463	Alternative Education	2	\$ 39,011.00	\$ 39,734.00	\$ 40,255.00	\$ -	\$ -	\$ -	\$ -	\$ -	\$ -	0.00	
467	Student Wellness & Success	3										0.00	
499	Miscellaneous State		\$ 25,000.00	\$ 25,000.00	\$ 25,000.00	\$ 25,000.00	\$ 52,764.10	\$ 122,395.41	\$ 100,068.23	\$ 49,651.08	\$ 105,000.00	105,000.00	
507	School Relief-CARES Act	4							\$ 3,602,571.36	\$ 6,582,552.34	\$ -	0.00	
510	Coronavirus Relief	4							\$ 287,377.59	\$ -	\$ -	0.00	
516	Title VI-B, Special Education	5	\$ 1,181,409.79	\$ 1,199,096.75	\$ 1,244,970.27	\$ 1,233,866.25	\$ 1,285,631.01	\$ 1,390,669.26	\$ 1,306,949.98	\$ 1,623,334.03	\$ 1,350,000.00	1,278,802.31	
504	Education Jobs Fund (Stimulus-F2012 only)		\$ -	\$ -	\$ -	\$ -	\$ -	\$ -	\$ -	\$ -	\$ -	0.00	
506	Race To The Top		\$ 2,054.22	\$ -	\$ -	\$ -	\$ -	\$ -	\$ -	\$ -	\$ -	0.00	
533	Title II-D (formerly part of Fd 599)		\$ -	\$ -	\$ -	\$ -	\$ -	\$ -	\$ -	\$ -	\$ -	0.00	
536	Title I, Sub A School Improvement		\$ 53,000.00	\$ -	\$ -	\$ -	\$ -	\$ -	\$ -	\$ -	\$ -	0.00	
551	Title III, Limited English Proficiency&Immigrant		\$ 33,000.00	\$ 29,026.60	\$ 26,781.97	\$ 39,682.82	\$ 21,024.04	\$ 13,631.78	\$ 13,066.08	\$ 12,088.41	\$ 25,000.00	10,292.55	
572	Title I		\$ 875,413.49	\$ 850,428.89	\$ 841,264.64	\$ 700,904.14	\$ 702,817.14	\$ 766,388.68	\$ 880,512.57	\$ 868,052.49	\$ 900,000.00	865,577.42	
572	Title I-Stimulus		\$ -	\$ -	\$ -	\$ -	\$ -	\$ -	\$ -	\$ -	\$ -	0.00	
584	Title IV-A, Student Support & Academic Enrichment	6	\$ -	\$ -	\$ -	\$ -	\$ -	\$ -	\$ -	\$ 69,825.65	\$ 75,000.00	66,415.80	
587	Preschool/Individuals with Disabilities	5	\$ 17,676.87	\$ 17,713.65	\$ 18,852.99	\$ 17,989.51	\$ 17,707.55	\$ 24,096.64	\$ 18,918.63	\$ 41,292.80	\$ 25,000.00	20,296.44	
590	Title II-A, Improving Teacher Quality		\$ 124,940.70	\$ 117,316.33	\$ 114,875.46	\$ 157,508.70	\$ 142,672.26	\$ 163,708.68	\$ 171,698.80	\$ 162,016.17	\$ 185,000.00	135,584.33	
599	Misc. Federal & Title IV-A	6	\$ -	\$ -	\$ -	\$ 18,874.56	\$ 64,894.56	\$ 54,601.15	\$ 56,656.72	\$ (5,360.89)	\$ 25,000.00	0.00	
Total Grant Funding-all State & Federal			\$ 3,910,928.69	\$ 3,916,336.69	\$ 4,082,703.27	\$ 2,758,299.93	\$ 2,837,489.07	\$ 2,955,671.63	\$ 6,968,441.29	\$ 9,598,151.47	\$ 2,905,000.00	\$ 2,676,368.85	
Inc/(Dec) in State & Federal Grant Funding including Auxiliary Service Funds			\$ (142,154.47)	\$ 5,408.00	\$ 166,366.58	\$ (1,324,403.34)	\$ 79,189.14	\$ 118,182.56	\$ 4,012,769.66	\$ 2,629,710.18	\$ (6,693,151.47)		
Total Grant Funding-all State & Federal, excluding Auxiliary Service Funds			\$ 2,365,906.07	\$ 2,292,716.22	\$ 2,326,400.33	\$ 2,208,225.98	\$ 2,301,910.66	\$ 2,785,122.11	\$ 6,785,676.34	\$ 9,417,852.08	\$ 2,705,000.00	\$ 2,496,368.85	
Inc/(Dec) in State & Federal Grant Funding excluding Auxiliary Service Funds			\$ (248,495.70)	\$ (73,189.85)	\$ 33,684.11	\$ (118,174.35)	\$ 93,684.68	\$ 483,211.45	\$ 4,000,554.23	\$ 2,632,175.74	\$ (6,712,852.08)		
Notes:		1	Decrease due to effective with Fiscal 2018, non-church affiliated non-public schools can elect to manage their share of Auxiliary Service funds. Eff. F20, only school remaining is St. Dominics										
		2	Decrease due to elimination from State Budget effective with Fiscal 2018.										
		3	New funding commencing with the F2020-2021 biennium. SWSF funding merged with General Fund State Foundation funding beginning with F22.										
		4	New funding from Federal COVID-19 sources.										
		5	F22 funding includes new ARP IDEA allocation of \$307,626.50 in Fund 516 and Pre-School allocation of \$22,782.58 in Fund 587.										
		6	Title IV-A, Student Support & Academic Enrichment, was reclassified by ODE from Fund 599 to Fund 584 beginning in F22.										

Shaker Heights CSD
State and Federal Grant Funding
Historical Summary
F2015 thru F2023

St & Fed Grants F12 thru F23 RevBCC11-03-22/Sheet1
11/3/2022

		\$ Increase/(Decrease)										
GRANT FUND #	GRANT NAME	FY15	FY16	FY17	FY18	FY19	FY20	FY21	FY22	FY23		
401	Auxiliary Services *	\$ 106,341.23	\$ 78,597.85	\$ 132,682.47	\$ (1,206,228.99)	\$ (14,495.54)	\$ (365,028.89)	\$ 12,215.43	\$ (2,465.56)	\$ 19,700.61		
451	Data Communication	\$ -	\$ -	\$ -	\$ -	\$ -	\$ -	\$ -	\$ -	\$ 600.00		
463	Alternative Education	\$ (5,890.00)	\$ 723.00	\$ 521.00	\$ (40,255.00)	\$ -	\$ -	\$ -	\$ -	\$ -		
467	Student Wellness & Success ***	\$ -	\$ -	\$ -	\$ -	\$ -	\$ 235,230.51	\$ 98,225.87	\$ (333,456.38)	\$ -		
499	Miscellaneous State	\$ -	\$ -	\$ -	\$ -	\$ 27,764.10	\$ 69,631.31	\$ (22,327.18)	\$ (50,417.15)	\$ 55,348.92		
507	School Relief-CARES Act ****	\$ -	\$ -	\$ -	\$ -	\$ -	\$ -	\$ 3,602,571.36	\$ 2,979,980.98	\$ (6,582,552.34)		
510	Coronavirus Relief ****	\$ -	\$ -	\$ -	\$ -	\$ -	\$ -	\$ 287,377.59	\$ (287,377.59)	\$ -		
516	Title VI-B, Special Education	\$ (43,144.25)	\$ 17,686.96	\$ 45,873.52	\$ (11,104.02)	\$ 51,764.76	\$ 105,038.25	\$ (83,719.28)	\$ 316,384.05	\$ (273,334.03)		
504	Education Jobs Fund (Stimulus-F2012 only)	\$ -	\$ -	\$ -	\$ -	\$ -	\$ -	\$ -	\$ -	\$ -		
506	Race To The Top	\$ (117,389.95)	\$ (2,054.22)	\$ -	\$ -	\$ -	\$ -	\$ -	\$ -	\$ -		
533	Title II-D (formerly part of Fd 599)	\$ -	\$ -	\$ -	\$ -	\$ -	\$ -	\$ -	\$ -	\$ -		
536	Title I, Sub A School Improvement	\$ (2,000.00)	\$ (53,000.00)	\$ -	\$ -	\$ -	\$ -	\$ -	\$ -	\$ -		
551	Title III, Limited English Proficiency&Immigrant	\$ 2,695.44	\$ (3,973.40)	\$ (2,244.63)	\$ 12,900.85	\$ (18,658.78)	\$ (7,392.26)	\$ (565.70)	\$ (977.67)	\$ 12,911.59		
572	Title I	\$ (84,388.43)	\$ (24,984.60)	\$ (9,164.25)	\$ (140,360.50)	\$ 1,913.00	\$ 63,571.54	\$ 114,123.89	\$ (12,460.08)	\$ 31,947.51		
572	Title I-Stimulus	\$ -	\$ -	\$ -	\$ -	\$ -	\$ -	\$ -	\$ -	\$ -		
587	Preschool/Individuals with Disabilities	\$ (15.23)	\$ 36.78	\$ 1,139.34	\$ (863.48)	\$ (281.96)	\$ 6,389.09	\$ (5,178.01)	\$ 22,374.17	\$ (16,292.80)		
590	Title II-A, Improving Teacher Quality	\$ 1,636.72	\$ (7,624.37)	\$ (2,440.87)	\$ 42,633.24	\$ (14,836.44)	\$ 21,036.42	\$ 7,990.12	\$ (9,682.63)	\$ 22,983.83		
599	Misc. Federal & Title II-D Technology	\$ -	\$ -	\$ -	\$ 18,874.56	\$ 46,020.00	\$ (10,293.41)	\$ 2,055.57	\$ (62,017.61)	\$ 30,360.89		
Total Grant Funding-all State & Federal		\$ (142,154.47)	\$ 5,408.00	\$ 166,366.58	\$ (1,324,403.34)	\$ 79,189.14	\$ 118,182.56	\$ 4,012,769.66	\$ 2,559,884.53	\$ (6,698,325.82)		
Total Grant Funding-all State & Federal, excluding Auxiliary Service Funds		\$ (248,495.70)	\$ (73,189.85)	\$ 33,684.11	\$ (118,174.35)	\$ 93,684.68	\$ 483,211.45	\$ 4,000,554.23	\$ 2,562,350.09	\$ (6,718,026.43)		
		% Increase/(Decrease)										
GRANT FUND #	GRANT NAME	FY15	FY16	FY17	FY18	FY19	FY20	FY21	FY22	FY23		
401	Auxiliary Services *	7.4%	5.1%	8.2%	-68.7%	-2.6%	-68.2%	7.2%	-1.3%	10.9%		
451	Data Communication	0.0%	0.0%	0.0%	0.0%	0.0%	0.0%	0.0%	0.0%	4.2%		
463	Alternative Education	-13.1%	1.9%	1.3%	-100.0%	#DIV/0!	#DIV/0!	#DIV/0!	#DIV/0!	#DIV/0!		
467	Student Wellness & Success ***	#DIV/0!	#DIV/0!	#DIV/0!	#DIV/0!	#DIV/0!	#DIV/0!	41.8%	-100.0%	#DIV/0!		
499	Miscellaneous State	0.0%	0.0%	0.0%	0.0%	111.1%	132.0%	-18.2%	-50.4%	111.5%		
507	School Relief-CARES Act ****	#DIV/0!	#DIV/0!	#DIV/0!	#DIV/0!	#DIV/0!	#DIV/0!	#DIV/0!	82.7%	-100.0%		
510	Coronavirus Relief ****	#DIV/0!	#DIV/0!	#DIV/0!	#DIV/0!	#DIV/0!	#DIV/0!	#DIV/0!	-100.0%	#DIV/0!		
516	Title VI-B, Special Education	-3.5%	1.5%	3.8%	-0.9%	4.2%	8.2%	-6.0%	24.2%	-16.8%		
504	Education Jobs Fund (Stimulus-F2012 only)	#DIV/0!	#DIV/0!	#DIV/0!	#DIV/0!	#DIV/0!	#DIV/0!	#DIV/0!	#DIV/0!	#DIV/0!		
506	Race To The Top	-98.3%	-100.0%	#DIV/0!	#DIV/0!	#DIV/0!	#DIV/0!	#DIV/0!	#DIV/0!	#DIV/0!		
533	Title II-D (formerly part of Fd 599)	#DIV/0!	#DIV/0!	#DIV/0!	#DIV/0!	#DIV/0!	#DIV/0!	#DIV/0!	#DIV/0!	#DIV/0!		
536	Title I, Sub A School Improvement	-3.6%	-100.0%	#DIV/0!	#DIV/0!	#DIV/0!	#DIV/0!	#DIV/0!	#DIV/0!	#DIV/0!		
551	Title III, Limited English Proficiency&Immigrant	8.9%	-12.0%	-7.7%	48.2%	-47.0%	-35.2%	-4.1%	-7.5%	106.8%		
572	Title I	-8.8%	-2.9%	-1.1%	-16.7%	0.3%	9.0%	14.9%	-1.4%	3.7%		
572	Title I-Stimulus	#DIV/0!	#DIV/0!	#DIV/0!	#DIV/0!	#DIV/0!	#DIV/0!	#DIV/0!	#DIV/0!	#DIV/0!		
587	Preschool/Individuals with Disabilities	-0.1%	0.2%	6.4%	-4.6%	-1.6%	36.1%	-21.5%	118.3%	-39.5%		
590	Title II-A, Improving Teacher Quality	1.3%	-6.1%	-2.1%	37.1%	-9.4%	14.7%	4.9%	-5.6%	14.2%		
599	Misc. Federal & Title II-D Technology	#DIV/0!	#DIV/0!	#DIV/0!	#DIV/0!	243.8%	-15.9%	3.8%	-109.5%	-566.3%		
Total Grant Funding-all State & Federal		-3.5%	0.1%	4.2%	-32.4%	2.9%	4.2%	135.8%	36.7%	-69.8%		
Total Grant Funding-all State & Federal, excluding Auxiliary Service Funds		-9.5%	-3.1%	1.5%	-5.1%	4.2%	21.0%	143.6%	37.8%	-71.3%		

**Shaker Heights CSD
ESSER/COVID-19 Funding**

ESSER Exp.Summ ao 09-30-22 BCCrev10-20-22/ESSER Breakdown
11/3/2022

	B	C	D	E	F	G	H	I	J	K	L	M	N	O
1	AS OF	September 30, 2022												
2		ESSER I	ESSER II	ESSER ARP		ESSER Total		Broadband	Suburban	RemotEDX OCERT		Other Total		GRAND TOTAL
36														
37	Allocated Amount	\$624,511	\$2,907,790	\$6,535,122		\$10,067,424		\$47,249	\$240,129	\$88,121		\$375,498		\$10,442,922
38														
39	Educational Related:													
40	1 Year Tchg Positions - Salary & Benefits	\$96,487	\$263,959	\$28,459		\$388,905						\$0		\$388,905
41	Literacy Specialists Salary & Benefits		\$0	\$1,315,654		\$1,315,654						\$0		\$1,315,654
42	Literacy Program Supplies		\$0	\$54,871		\$54,871						\$0		\$54,871
43	District Substitutes - Salary & Benefits	\$80,991	\$330,036	\$646,108		\$1,057,135						\$0		\$1,057,135
44	Summer School Certified - Salary & Benefits		\$317,655	\$153,032		\$470,687						\$0		\$470,687
45	Summer School Classified - Salary & Benefits		\$43,285	\$44,012		\$87,297						\$0		\$87,297
46	Summer School Supplies		\$48,110	\$62,742		\$110,852						\$0		\$110,852
47	Student Support Coordinators		\$0	\$28,481		\$28,481						\$0		\$28,481
48	Lost Library Book Replacement		\$17,782	\$0		\$17,782						\$0		\$17,782
49														
50	Sub Total-Educational Related	\$177,478	\$1,020,827	\$2,333,359		\$3,531,664		\$0	\$0	\$0		\$0		\$3,531,664
51														
52														
53	Technology Related:													
54	Think Pads for Teachers	\$317,637	\$0	\$0		\$317,637						\$0		\$317,637
55	Computers for Students		\$0	\$0		\$0			\$207,127			\$207,127		\$207,127
56	Computer Adapters/Mice		\$74,315	\$0		\$74,315						\$0		\$74,315
57	District Computer Programs-Remote	\$35,494	\$103,848	\$0		\$139,342						\$0		\$139,342
58	Hot Spots		\$37,000	\$750		\$37,750		\$47,249				\$47,249		\$84,999
59														
60	Sub Total-Technology Related	\$353,132	\$215,162	\$750		\$569,044		\$47,249	\$207,127	\$0		\$254,376		\$823,420
61														
62														
63	Facilities Related:													
64	Air Quality Upgrades		\$661,508	\$0		\$661,508						\$0		\$661,508
65	Air Purifiers-portables		\$53,914	\$0		\$53,914						\$0		\$53,914
66	PPE - Scrubbers/Sprayers/Gloves/masks/purell	\$89,599	\$183,217	\$0		\$272,816						\$0		\$272,816
67	Classroom PPE - Tarps/Trifold Boards		\$105,175	\$0		\$105,175			\$33,002			\$33,002		\$138,177
68														
69	Sub Total-Facilities Related	\$89,599	\$1,003,814	\$0		\$1,093,413		\$0	\$33,002	\$0		\$33,002		\$1,126,415
70														
71														
72	Other:													
73	FFCRA Leave Certified - Salary & Benefits		\$67,662	\$0		\$67,662						\$0		\$67,662
74	FFCRA Leave Classified - Salary & Benefits		\$73,669	\$0		\$73,669						\$0		\$73,669
75	Contract Tracer Salary & Benefits		\$0	\$719		\$719						\$0		\$719
76	WestWind Consultants-equity		\$0	\$211,654		\$211,654				\$88,121		\$88,121		\$299,775
77	Non Public School portion	\$4,302	\$0	\$0		\$4,302						\$0		\$4,302
78														
79	Sub Total-Other	\$4,302	\$141,332	\$212,373		\$358,007		\$0	\$0	\$88,121		\$88,121		\$446,127
80														
81														
82														
83	Total Charged as of 1/31/22	\$624,511	\$2,381,135	\$2,546,482		\$5,552,127		\$47,249	\$240,129	\$88,121		\$375,498		\$5,927,626
84														
85														
86	Remaining Balance	\$0	\$526,656	\$3,988,641		\$4,515,296		\$0	\$0	\$0		\$0		\$4,515,296

5. FINANCIAL REPORT BY BANK

SHAKER HEIGHTS CITY SCHOOL DISTRICT FINANCIAL REPORT BY BANK

SEPTEMBER 2022

	<u>BEGINNING OF YEAR BALANCE</u>	<u>RECEIPTS</u> <u>MTD</u>	<u>YTD</u>	<u>EXPENDITURES</u> <u>MTD</u>	<u>YTD</u>	<u>CURRENT FUND BALANCE</u>
HUNTINGTON	(\$1,625,724.24)	\$10,110,627.40	\$32,125,767.81	\$10,185,215.70	\$31,453,417.86	(\$953,374.29)
INVESTMENTS & OTHER DEPOSITS	89,537,480.83	(1,893,678.47)	17,787,069.95	0.00	0.00	107,324,550.78
Payroll Funding Transfer A/C -for 1st of next mth	2,699,191.38	205,305.10	144,597.27	0.00	0.00	2,843,788.65
GRAND TOTAL	\$90,610,947.97	\$8,422,254.03	\$50,057,435.03	\$10,185,215.70	\$31,453,417.86	\$109,214,965.14
	0.00	0.00	0.00	0.00	0.00	0.00

Note-HNB A/C is negative due to o/s cks that will be covered by transfers from the Inv.&OtherDeposits A/C in accordance with controlled disbursement feature of HNB A/C.

6. FINANCIAL REPORT BY FUND

EFINANCEPLUS
 DATE: 10/19/2022
 TIME: 08:07:11
 SELECTION CRITERIA : ALL

SHAKER HEIGHTS SCHOOLS
 OH Cash Position Report

PAGE NUMBER: 18

ACCOUNTING PERIOD : 3/23

FUND	SCC	DESCRIPTION BEGIN BALANCE	MTD RECEIPTS	FYTD RECEIPTS	MTD EXPENDITURES	FYTD EXPENDITURES	CURRENT FUND BALANCE	CURRENT ENCUMBRANCE	UNENCUMBERED FUND BALANCE
<hr/>									
001		71,413,008.81	6,218,549.63	41,858,647.17	8,382,775.49	25,751,796.71	87,519,859.27	14,092,722.42	73,427,136.85
002		5,749,169.82	128,905.82	1,942,158.86	160.71	29,887.62	7,661,441.06	20,000.00	7,641,441.06
003		4,589,612.02	7,117.18	471,491.81	0.00	0.00	5,061,103.83	0.00	5,061,103.83
004		507,685.19	5,443.92	75,906.14	0.00	114,768.75	468,822.58	5,030.01	463,792.57
006		821,310.94	79,347.77	191,721.02	32,312.26	96,619.68	916,412.28	1,195,119.31	-278,707.03
007		62,498.43	3,003.61	10,503.61	0.00	31,420.00	41,582.04	330.00	41,252.04
009		374.50	16,990.85	38,611.80	5,224.54	107,916.70	-68,930.40	5,333.00	-74,263.40
011		204,175.11	1,570.00	2,050.00	0.00	0.00	206,225.11	3,822.00	202,403.11
014		134,343.61	1,871.50	2,995.50	3,690.00	8,461.48	128,877.63	8,834.15	120,043.48
018		201,129.22	24,191.04	34,078.63	37,308.24	95,441.75	139,766.10	47,103.37	92,662.73
020		24,841.51	65.00	320.00	0.00	0.00	25,161.51	0.00	25,161.51
022		1,957,633.56	286,305.42	496,282.24	83,027.80	-193,209.14	2,647,124.94	0.00	2,647,124.94
024		4,101,929.26	1,070,199.15	3,224,395.13	1,098,010.66	3,918,621.62	3,407,702.77	30,755.00	3,376,947.77
027		396,540.25	0.00	0.00	0.00	0.00	396,540.25	0.00	396,540.25

EFINANCEPLUS
DATE: 10/19/2022
TIME: 08:07:11
SELECTION CRITERIA : ALL

SHAKER HEIGHTS SCHOOLS
OH Cash Position Report

PAGE NUMBER: 19

ACCOUNTING PERIOD : 3/23

FUND	SCC	DESCRIPTION BEGIN BALANCE	MTD RECEIPTS	FYTD RECEIPTS	MTD EXPENDITURES	FYTD EXPENDITURES	CURRENT FUND BALANCE	CURRENT ENCUMBRANCE	UNENCUMBERED FUND BALANCE
200		275,379.11	13,867.50	30,475.47	8,343.22	19,095.51	286,759.07	15,229.74	271,529.33
300		291,416.91	156,666.45	206,913.37	44,839.75	154,844.91	343,485.37	138,959.85	204,525.52
401		24,639.37	43.83	45,745.74	12,897.42	56,081.66	14,303.45	46,382.37	-32,078.92
467		495,353.89	0.00	0.00	0.00	0.00	495,353.89	0.00	495,353.89
499		-1,720.84	1,720.84	5,162.52	830.13	4,271.81	-830.13	50,000.00	-50,830.13
507		-296,149.84	284,991.08	799,733.08	212,089.76	715,673.00	-212,089.76	54,869.47	-266,959.23
516		-169,296.92	98,301.66	365,671.05	195,932.96	392,307.09	-195,932.96	10,000.00	-205,932.96
551		-1,424.66	973.70	3,372.06	954.16	2,901.56	-954.16	0.00	-954.16
572		-112,661.60	2,318.38	153,746.77	63,690.26	104,775.43	-63,690.26	0.00	-63,690.26
584		-28,448.63	0.00	28,448.63	0.00	0.00	0.00	0.00	0.00
587		-1,899.56	946.94	3,793.44	1,426.91	3,320.79	-1,426.91	0.00	-1,426.91
590		-28,491.49	18,862.76	65,210.99	1,701.43	38,420.93	-1,701.43	6,291.00	-7,992.43
GRAND TOTALS:		90,610,947.97	8,422,254.03	50,057,435.03	10,185,215.70	31,453,417.86	109,214,965.14	15,730,781.69	93,484,183.45

7. REVENUE ACCOUNT SUMMARY

POWERSCHOOL
DATE: 10/19/2022
TIME: 08:16:09

SHAKER HEIGHTS CITY SCHOOLS
REVENUE STATUS REPORT

PAGE NUMBER: 1
REVSTA11

SELECTION CRITERIA: ALL
ACCOUNTING PERIOD: 3/23

SORTED BY: FUND/SCC,ACCOUNT
TOTALLED ON: FUND/SCC
PAGE BREAKS ON:

FUND/SCC-0010000 GENERAL

ACCOUNT - - - -	TITLE - - - -	BUDGET	PERIOD RECEIPTS	RECEIVABLES	YEAR TO DATE RECEIPTS	AVAILABLE BALANCE	YTD/ BUD
R1111	GENERAL PROPERTY TAX	.00	225,345.69	.00	30,997,778.43	-30,997,778.43	.00
R1122	PUBLIC UTILITY PROP TAX	.00	.00	.00	1,644,513.61	-1,644,513.61	.00
R1190	OTHER LOCAL TAXES	.00	97,075.00	.00	183,622.00	-183,622.00	.00
R1211	REGULAR DAY SCHOOL	.00	17,972.50	.00	19,960.00	-19,960.00	.00
R1219	MISC TUITION FROM PATRON	.00	.00	.00	296.65	-296.65	.00
R1221	REGULAR DAY SCHOOL	.00	.00	.00	-4.09	4.09	.00
R1223	SPECIAL EDUCATION	.00	.00	.00	-14,044.99	14,044.99	.00
R1224	VOCATIONAL EDUCATION	.00	2,581.21	.00	7,740.10	-7,740.10	.00
R1410	INTEREST ON INVESTMENTS	.00	100,395.31	.00	208,329.08	-208,329.08	.00
R1730	SALE OF TEXTBOOKS	.00	29.00	.00	1,911.20	-1,911.20	.00
R1790	OTHR CLASSRM MATERIAL/FE	.00	15,035.00	.00	34,125.00	-34,125.00	.00
R1810	RENTALS	.00	.00	.00	25,061.27	-25,061.27	.00
R1839	OTHER ENTITIES	.00	92,640.00	.00	212,606.00	-212,606.00	.00
R1860	FINES	.00	1,912.02	.00	3,755.79	-3,755.79	.00
R1890	OTHER MISC RECEIPTS	.00	1,617.50	.00	5,750.56	-5,750.56	.00
R1934	INSURANCE PROCEEDS	.00	2,322.20	.00	2,322.20	-2,322.20	.00
R3110	SCHOOL FNDTN BASIC ALLOW	.00	1,267,784.86	.00	3,804,794.35	-3,804,794.35	.00
R3131	10% & 25% ROLLBACK	.00	3,762,213.31	.00	3,762,213.31	-3,762,213.31	.00
R3132	HOMESTEAD EXEMPTION	.00	527,236.20	.00	527,236.20	-527,236.20	.00
R3190	OTHR UNREST GRANT-IN-AID	.00	16,404.25	.00	166,051.62	-166,051.62	.00
R3211	POVERTY BASED ASSISTANCE	.00	20,079.16	.00	60,245.43	-60,245.43	.00
R3215	CAREER TECHNICAL EDUCATI	.00	2,870.68	.00	8,612.04	-8,612.04	.00
R3216	GIFTED EDUCATION	.00	18,726.60	.00	56,179.80	-56,179.80	.00
R3217	ENGLISH LEARNER FUNDING	.00	2,774.88	.00	8,323.50	-8,323.50	.00
R3218	STUDENT WELLNESS/SUCCESS	.00	43,534.26	.00	130,602.80	-130,602.80	.00
R4120	UNRSTRD GRANT AID-FED GO	.00	.00	.00	665.31	-665.31	.00
TOTAL GENERAL		.00	6,218,549.63	.00	41,858,647.17	-41,858,647.17	.00
FUND/SCC-0020000 BOND RETIREMENT							
R1111	GENERAL PROPERTY TAX	.00	.00	.00	732,568.68	-732,568.68	.00
R1122	PUBLIC UTILITY PROP TAX	.00	.00	.00	17,930.78	-17,930.78	.00
R3131	10% & 25% ROLLBACK	.00	99,718.15	.00	99,718.15	-99,718.15	.00
R3132	HOMESTEAD EXEMPTION	.00	12,972.49	.00	12,972.49	-12,972.49	.00
TOTAL BOND RETIREMENT		.00	112,690.64	.00	863,190.10	-863,190.10	.00
FUND/SCC-0029400 BOND DEC 2017							
R1111	GENERAL PROPERTY TAX	.00	.00	.00	1,040,340.10	-1,040,340.10	.00
R1122	PUBLIC UTILITY PROP TAX	.00	.00	.00	22,413.48	-22,413.48	.00
R3132	HOMESTEAD EXEMPTION	.00	16,215.18	.00	16,215.18	-16,215.18	.00
TOTAL BOND DEC 2017		.00	16,215.18	.00	1,078,968.76	-1,078,968.76	.00
FUND/SCC-0030000 PERMANENT IMPROVEMENT							
R1111	GENERAL PROPERTY TAX	.00	.00	.00	453,168.74	-453,168.74	.00
R1122	PUBLIC UTILITY PROP TAX	.00	.00	.00	11,205.89	-11,205.89	.00
R3132	HOMESTEAD EXEMPTION	.00	7,117.18	.00	7,117.18	-7,117.18	.00

POWERSCHOOL
DATE: 10/19/2022
TIME: 08:16:09

SHAKER HEIGHTS CITY SCHOOLS
REVENUE STATUS REPORT

PAGE NUMBER: 2
REVSTA11

SELECTION CRITERIA: ALL
ACCOUNTING PERIOD: 3/23

SORTED BY: FUND/SCC,ACCOUNT
TOTALLED ON: FUND/SCC
PAGE BREAKS ON:

FUND/SCC-0030000 PERMANENT IMPROVEMENT

ACCOUNT - - - - TITLE - - - - -	BUDGET	PERIOD RECEIPTS	RECEIVABLES	YEAR TO DATE RECEIPTS	AVAILABLE BALANCE	YTD/ BUD
TOTAL PERMANENT IMPROVEMENT	.00	7,117.18	.00	471,491.81	-471,491.81	.00
FUND/SCC-0049150 BUILDING/NON-BOND ISSUE F						
R1890 OTHER MISC RECEIPTS	.00	5,443.92	.00	7,956.67	-7,956.67	.00
R1933 SALE OF PERSONAL PROPERT	.00	.00	.00	67,949.47	-67,949.47	.00
TOTAL BUILDING/NON-BOND ISSUE	.00	5,443.92	.00	75,906.14	-75,906.14	.00
FUND/SCC-0060000 FOOD SERVICES						
R1410 INTEREST ON INVESTMENTS	.00	1,887.96	.00	4,553.51	-4,553.51	.00
R1511 SALES-STUDENT BREAKFAST	.00	982.25	.00	1,126.50	-1,126.50	.00
R1512 SALES-STUD TYPE A LUNCH	.00	32,517.90	.00	36,118.85	-36,118.85	.00
R1513 SALES-STUDENT ALA CARTE	.00	44,461.14	.00	50,730.77	-50,730.77	.00
R1514 SALES OF MILK TO STUDENT	.00	369.75	.00	420.00	-420.00	.00
R1523 SALES-ADULT ALA CARTE	.00	1,539.75	.00	1,862.25	-1,862.25	.00
R1590 FOOD SERVICE-OTHR RECEIP	.00	69.70	.00	.70	-.70	.00
R1890 OTHER MISC RECEIPTS	.00	130.00	.00	301.00	-301.00	.00
R4120 UNRSTRD GRANT AID-FED GO	.00	.00	.00	87,804.53	-87,804.53	.00
TOTAL FOOD SERVICES	.00	81,958.45	.00	182,918.11	-182,918.11	.00
FUND/SCC-0069291 FOOD SERVICE - PRE PAID						
R1559 OTHER RECPT-SPECIAL FUNC	.00	87.00	.00	1,232.20	-1,232.20	.00
TOTAL FOOD SERVICE - PRE PAID	.00	87.00	.00	1,232.20	-1,232.20	.00
FUND/SCC-0069292 FOOD SERVICE - PREPAID -						
R1559 OTHER RECPT-SPECIAL FUNC	.00	-402.55	.00	1,442.70	-1,442.70	.00
TOTAL FOOD SERVICE - PREPAID	.00	-402.55	.00	1,442.70	-1,442.70	.00
FUND/SCC-0069293 FOOD SERVICE - PREPAID -						
R1559 OTHER RECPT-SPECIAL FUNC	.00	387.50	.00	1,511.35	-1,511.35	.00
TOTAL FOOD SERVICE - PREPAID	.00	387.50	.00	1,511.35	-1,511.35	.00
FUND/SCC-0069294 FOOD SERVICE - PREPAID -						
R1559 OTHER RECPT-SPECIAL FUNC	.00	-177.80	.00	1,386.70	-1,386.70	.00
TOTAL FOOD SERVICE - PREPAID	.00	-177.80	.00	1,386.70	-1,386.70	.00
FUND/SCC-0069295 FOOD SERVICE - PREPAID -						
R1559 OTHER RECPT-SPECIAL FUNC	.00	358.85	.00	1,545.85	-1,545.85	.00
TOTAL FOOD SERVICE - PREPAID	.00	358.85	.00	1,545.85	-1,545.85	.00
FUND/SCC-0069296 FOOD SERVICE - PREPAID -						
R1559 OTHER RECPT-SPECIAL FUNC	.00	-1,167.64	.00	-1,316.34	1,316.34	.00
TOTAL FOOD SERVICE - PREPAID	.00	-1,167.64	.00	-1,316.34	1,316.34	.00
FUND/SCC-0069297 FOOD SERVICE - PREPAID -						
R1559 OTHER RECPT-SPECIAL FUNC	.00	-1,897.69	.00	-1,311.14	1,311.14	.00

POWERSCHOOL
DATE: 10/19/2022
TIME: 08:16:09

SHAKER HEIGHTS CITY SCHOOLS
REVENUE STATUS REPORT

PAGE NUMBER: 3
REVSTA11

SELECTION CRITERIA: ALL
ACCOUNTING PERIOD: 3/23

SORTED BY: FUND/SCC,ACCOUNT
TOTALLED ON: FUND/SCC
PAGE BREAKS ON:

FUND/SCC-0069297 FOOD SERVICE - PREPAID -

ACCOUNT - - - - TITLE - - - - -	BUDGET	PERIOD RECEIPTS	RECEIVABLES	YEAR TO DATE RECEIPTS	AVAILABLE BALANCE	YTD/ BUD
TOTAL FOOD SERVICE - PREPAID	.00	-1,897.69	.00	-1,311.14	1,311.14	.00
FUND/SCC-0069298 FOOD SERVICE - PREPAID - R1559 OTHER RECPT-SPECIAL FUNC	.00	201.65	.00	4,311.59	-4,311.59	.00
TOTAL FOOD SERVICE - PREPAID	.00	201.65	.00	4,311.59	-4,311.59	.00
FUND/SCC-0079230 SPECIAL TRUST/SHHS ALUMNI R1490 OTHER EARNINGS-INVESTMEN	.00	3.61	.00	3.61	-3.61	.00
TOTAL SPECIAL TRUST/SHHS ALUM	.00	3.61	.00	3.61	-3.61	.00
FUND/SCC-0079231 LO YOUTH LITERACY GRANT R1820 CONTRIBUT-PRIVATE SOURCE	.00	3,000.00	.00	3,000.00	-3,000.00	.00
TOTAL LO YOUTH LITERACY GRANT	.00	3,000.00	.00	3,000.00	-3,000.00	.00
FUND/SCC-0079995 MHJ-IC CHAPMAN AWARD R1820 CONTRIBUT-PRIVATE SOURCE	.00	.00	.00	7,500.00	-7,500.00	.00
TOTAL MHJ-IC CHAPMAN AWARD	.00	.00	.00	7,500.00	-7,500.00	.00
FUND/SCC-0090000 UNIFORM SCHOOL SUPP R1720 SALE OF WORKBOOKS	.00	21.00	.00	21.00	-21.00	.00
TOTAL UNIFORM SCHOOL SUPP	.00	21.00	.00	21.00	-21.00	.00
FUND/SCC-0099010 STORED VALUE CARDS - BLVD R1740 CLASS FEES	.00	1,920.00	.00	4,405.00	-4,405.00	.00
TOTAL STORED VALUE CARDS - BL	.00	1,920.00	.00	4,405.00	-4,405.00	.00
FUND/SCC-0099020 STORED VALUE CARDS - FERN R1740 CLASS FEES	.00	1,750.00	.00	5,635.00	-5,635.00	.00
TOTAL STORED VALUE CARDS - FE	.00	1,750.00	.00	5,635.00	-5,635.00	.00
FUND/SCC-0099030 STORED VALUE CARDS - LOMO R1740 CLASS FEES	.00	2,240.00	.00	5,040.00	-5,040.00	.00
TOTAL STORED VALUE CARDS - LO	.00	2,240.00	.00	5,040.00	-5,040.00	.00
FUND/SCC-0099060 STORED VALUE CARDS - MERC R1740 CLASS FEES	.00	2,240.00	.00	5,740.00	-5,740.00	.00
TOTAL STORED VALUE CARDS - ME	.00	2,240.00	.00	5,740.00	-5,740.00	.00
FUND/SCC-0099080 STORED VALUE CARDS - ONAW R1740 CLASS FEES	.00	3,770.00	.00	6,850.00	-6,850.00	.00
TOTAL STORED VALUE CARDS - ON	.00	3,770.00	.00	6,850.00	-6,850.00	.00
FUND/SCC-0099110 STORED VALUE CARDS - WOOD R1740 CLASS FEES	.00	4,455.75	.00	9,618.25	-9,618.25	.00
TOTAL STORED VALUE CARDS - WO	.00	4,455.75	.00	9,618.25	-9,618.25	.00

POWERSCHOOL
DATE: 10/19/2022
TIME: 08:16:09

SHAKER HEIGHTS CITY SCHOOLS
REVENUE STATUS REPORT

PAGE NUMBER: 4
REVSTA11

SELECTION CRITERIA: ALL
ACCOUNTING PERIOD: 3/23

SORTED BY: FUND/SCC,ACCOUNT
TOTALLED ON: FUND/SCC
PAGE BREAKS ON:

FUND/SCC-0099110 STORED VALUE CARDS - WOOD

ACCOUNT - - - - TITLE - - - - -	BUDGET	PERIOD RECEIPTS	RECEIVABLES	YEAR TO DATE RECEIPTS	AVAILABLE BALANCE	YTD/ BUD
FUND/SCC-0099217 MIDDLE SCHOOL SUPPLIES						
R1710 CLASSROOM SUPPLIES	.00	.00	.00	20.00	-20.00	.00
TOTAL MIDDLE SCHOOL SUPPLIES	.00	.00	.00	20.00	-20.00	.00
FUND/SCC-0099218 INSTRUCTIONAL FEES HIGH S						
R1710 CLASSROOM SUPPLIES	.00	594.10	.00	1,282.55	-1,282.55	.00
TOTAL INSTRUCTIONAL FEES HIGH	.00	594.10	.00	1,282.55	-1,282.55	.00
FUND/SCC-0119231 SPECIAL TEST - AP						
R1631 ACADEMIC ORIENTED ACTIV	.00	1,440.00	.00	1,920.00	-1,920.00	.00
TOTAL SPECIAL TEST - AP	.00	1,440.00	.00	1,920.00	-1,920.00	.00
FUND/SCC-0119588 IB TESTING						
R1631 ACADEMIC ORIENTED ACTIV	.00	130.00	.00	130.00	-130.00	.00
TOTAL IB TESTING	.00	130.00	.00	130.00	-130.00	.00
FUND/SCC-0149235 GERMAN SUMMER TRAVEL						
R1632 LANGUAGE ORIENTD ACTIVIT	.00	880.00	.00	880.00	-880.00	.00
TOTAL GERMAN SUMMER TRAVEL	.00	880.00	.00	880.00	-880.00	.00
FUND/SCC-0149237 ROTARY-INTERNAL SERV OTHE						
R1631 ACADEMIC ORIENTED ACTIV	.00	566.00	.00	1,297.00	-1,297.00	.00
TOTAL ROTARY-INTERNAL SERV OT	.00	566.00	.00	1,297.00	-1,297.00	.00
FUND/SCC-0149238 RTA TICKETS						
R1390 OTHER TRANSPORTATION FEE	.00	87.50	.00	87.50	-87.50	.00
TOTAL RTA TICKETS	.00	87.50	.00	87.50	-87.50	.00
FUND/SCC-0149241 TRANSCRIPT FEES						
R1626 PUBLIC SERVICE ACTIVITY	.00	338.00	.00	731.00	-731.00	.00
TOTAL TRANSCRIPT FEES	.00	338.00	.00	731.00	-731.00	.00
FUND/SCC-0189245 CHOIR/ORCH BOOSTER						
R1410 INTEREST ON INVESTMENTS	.00	22.51	.00	58.28	-58.28	.00
R1634 MUSIC ORIENTED ACTIVITY	.00	9,400.00	.00	9,400.00	-9,400.00	.00
R1820 CONTRIBUT-PRIVATE SOURCE	.00	250.00	.00	250.00	-250.00	.00
TOTAL CHOIR/ORCH BOOSTER	.00	9,672.51	.00	9,708.28	-9,708.28	.00
FUND/SCC-0189253 BAND BOOSTERS						
R1410 INTEREST ON INVESTMENTS	.00	16.56	.00	42.85	-42.85	.00
TOTAL BAND BOOSTERS	.00	16.56	.00	42.85	-42.85	.00
FUND/SCC-0189281 BOULEVARD						
R1410 INTEREST ON INVESTMENTS	.00	1.77	.00	4.58	-4.58	.00

POWERSCHOOL
DATE: 10/19/2022
TIME: 08:16:09

SHAKER HEIGHTS CITY SCHOOLS
REVENUE STATUS REPORT

PAGE NUMBER: 5
REVSTA11

SELECTION CRITERIA: ALL
ACCOUNTING PERIOD: 3/23

SORTED BY: FUND/SCC,ACCOUNT
TOTALLED ON: FUND/SCC
PAGE BREAKS ON:

FUND/SCC-0189281 BOULEVARD

ACCOUNT - - - - TITLE - - - - -	BUDGET	PERIOD RECEIPTS	RECEIVABLES	YEAR TO DATE RECEIPTS	AVAILABLE BALANCE	YTD/ BUD
TOTAL BOULEVARD	.00	1.77	.00	4.58	-4.58	.00
FUND/SCC-0189282 FERNWAY						
R1410 INTEREST ON INVESTMENTS	.00	6.29	.00	16.27	-16.27	.00
TOTAL FERNWAY	.00	6.29	.00	16.27	-16.27	.00
FUND/SCC-0189283 LOMOND						
R1410 INTEREST ON INVESTMENTS	.00	10.26	.00	27.04	-27.04	.00
R1631 ACADEMIC ORIENTED ACTIV	.00	.69	.00	.69	-.69	.00
TOTAL LOMOND	.00	10.95	.00	27.73	-27.73	.00
FUND/SCC-0189284 MERCER						
R1410 INTEREST ON INVESTMENTS	.00	2.85	.00	7.37	-7.37	.00
TOTAL MERCER	.00	2.85	.00	7.37	-7.37	.00
FUND/SCC-0189285 ONAWAY						
R1410 INTEREST ON INVESTMENTS	.00	12.92	.00	33.43	-33.43	.00
TOTAL ONAWAY	.00	12.92	.00	33.43	-33.43	.00
FUND/SCC-0189286 WOODBURY						
R1410 INTEREST ON INVESTMENTS	.00	.86	.00	2.22	-2.22	.00
TOTAL WOODBURY	.00	.86	.00	2.22	-2.22	.00
FUND/SCC-0189287 MIDDLE SCHOOL						
R1410 INTEREST ON INVESTMENTS	.00	27.91	.00	61.91	-61.91	.00
R1626 PUBLIC SERVICE ACTIVITY	.00	.00	.00	20.00	-20.00	.00
R1631 ACADEMIC ORIENTED ACTIV	.00	.00	.00	-80.00	80.00	.00
R1740 CLASS FEES	.00	3,375.00	.00	6,950.00	-6,950.00	.00
R1820 CONTRIBUT-PRIVATE SOURCE	.00	1,609.00	.00	1,609.00	-1,609.00	.00
TOTAL MIDDLE SCHOOL	.00	5,011.91	.00	8,560.91	-8,560.91	.00
FUND/SCC-0189288 HIGH SCHOOL						
R1410 INTEREST ON INVESTMENTS	.00	42.22	.00	132.01	-132.01	.00
R1631 ACADEMIC ORIENTED ACTIV	.00	.00	.00	85.00	-85.00	.00
R1740 CLASS FEES	.00	9,235.50	.00	14,320.50	-14,320.50	.00
R1820 CONTRIBUT-PRIVATE SOURCE	.00	.00	.00	660.78	-660.78	.00
R1890 OTHER MISC RECEIPTS	.00	2,898.00	.00	2,898.00	-2,898.00	.00
TOTAL HIGH SCHOOL	.00	12,175.72	.00	18,096.29	-18,096.29	.00
FUND/SCC-0189289 PTO GRANTS - HIGH SCHOOL						
R1820 CONTRIBUT-PRIVATE SOURCE	.00	-2,721.30	.00	-2,421.30	2,421.30	.00
TOTAL PTO GRANTS - HIGH SCHOO	.00	-2,721.30	.00	-2,421.30	2,421.30	.00
FUND/SCC-0200000 SHAKER MERCHANDISE						
R1833 CUSTOMER SERVICES	.00	4.81	.00	22.59	-22.59	.00

POWERSCHOOL
DATE: 10/19/2022
TIME: 08:16:09

SHAKER HEIGHTS CITY SCHOOLS
REVENUE STATUS REPORT

PAGE NUMBER: 6
REVSTA11

SELECTION CRITERIA: ALL
ACCOUNTING PERIOD: 3/23

SORTED BY: FUND/SCC,ACCOUNT
TOTALLED ON: FUND/SCC
PAGE BREAKS ON:

FUND/SCC-0200000 SHAKER MERCHANDISE

ACCOUNT - - - - TITLE - - - - -	BUDGET	PERIOD RECEIPTS	RECEIVABLES	YEAR TO DATE RECEIPTS	AVAILABLE BALANCE	YTD/ BUD
R1890 OTHER MISC RECEIPTS	.00	60.19	.00	297.41	-297.41	.00
TOTAL SHAKER MERCHANDISE	.00	65.00	.00	320.00	-320.00	.00
FUND/SCC-0229269 DEARBORN OPT LIFE INSUR						
R1839 OTHER ENTITIES	.00	4,312.93	.00	12,890.03	-12,890.03	.00
TOTAL DEARBORN OPT LIFE INSUR	.00	4,312.93	.00	12,890.03	-12,890.03	.00
FUND/SCC-0229272 SERS						
R1890 OTHER MISC RECEIPTS	.00	236,569.59	.00	236,569.59	-236,569.59	.00
TOTAL SERS	.00	236,569.59	.00	236,569.59	-236,569.59	.00
FUND/SCC-0229290 ALLSTATE VOLUNTARY INSURA						
R1839 OTHER ENTITIES	.00	17,635.36	.00	53,515.66	-53,515.66	.00
TOTAL ALLSTATE VOLUNTARY INSU	.00	17,635.36	.00	53,515.66	-53,515.66	.00
FUND/SCC-0229291 LINCOLN NATIONAL LTD						
R1839 OTHER ENTITIES	.00	4,372.11	.00	13,152.11	-13,152.11	.00
TOTAL LINCOLN NATIONAL LTD	.00	4,372.11	.00	13,152.11	-13,152.11	.00
FUND/SCC-0229293 MEDICAL MUTUAL FLEX PLAN						
R1839 OTHER ENTITIES	.00	22,242.03	.00	66,511.53	-66,511.53	.00
TOTAL MEDICAL MUTUAL FLEX PLA	.00	22,242.03	.00	66,511.53	-66,511.53	.00
FUND/SCC-0229294 LEGAL SHIELD EMPLOYEE PD						
R1839 OTHER ENTITIES	.00	1,173.40	.00	3,508.12	-3,508.12	.00
TOTAL LEGAL SHIELD EMPLOYEE P	.00	1,173.40	.00	3,508.12	-3,508.12	.00
FUND/SCC-0229801 HATHAWAY BROWN-AGENCY						
R1832 OTHER SCHOOL DISTRICTS	.00	.00	.00	110,135.20	-110,135.20	.00
TOTAL HATHAWAY BROWN-AGENCY	.00	.00	.00	110,135.20	-110,135.20	.00
FUND/SCC-0240000 EMP. BEN/SELF INS.PRESCRI						
R1839 OTHER ENTITIES	.00	196,629.70	.00	591,768.67	-591,768.67	.00
TOTAL EMP. BEN/SELF INS.PRESC	.00	196,629.70	.00	591,768.67	-591,768.67	.00
FUND/SCC-0249261 EMP. BEN/SELF INS./DENTAL						
R1839 OTHER ENTITIES	.00	60,639.11	.00	182,926.28	-182,926.28	.00
R1890 OTHER MISC RECEIPTS	.00	-114,000.00	.00	-114,000.00	114,000.00	.00
TOTAL EMP. BEN/SELF INS./DENT	.00	-53,360.89	.00	68,926.28	-68,926.28	.00
FUND/SCC-0249262 EMP. BEN/SELF INS./HEALTH						
R1839 OTHER ENTITIES	.00	807,867.33	.00	2,433,539.48	-2,433,539.48	.00
R1890 OTHER MISC RECEIPTS	.00	114,000.00	.00	114,950.00	-114,950.00	.00
TOTAL EMP. BEN/SELF INS./HEAL	.00	921,867.33	.00	2,548,489.48	-2,548,489.48	.00

POWERSCHOOL
DATE: 10/19/2022
TIME: 08:16:09

SHAKER HEIGHTS CITY SCHOOLS
REVENUE STATUS REPORT

PAGE NUMBER: 7
REVSTA11

SELECTION CRITERIA: ALL
ACCOUNTING PERIOD: 3/23

SORTED BY: FUND/SCC,ACCOUNT
TOTALLED ON: FUND/SCC
PAGE BREAKS ON:

FUND/SCC-0249270 DEARBORN LIFE INSURANCE

ACCOUNT - - - - -	TITLE - - - - -	BUDGET	PERIOD RECEIPTS	RECEIVABLES	YEAR TO DATE RECEIPTS	AVAILABLE BALANCE	YTD/ BUD
FUND/SCC-0249270 DEARBORN LIFE INSURANCE							
R1839	OTHER ENTITIES	.00	5,063.01	.00	15,210.70	-15,210.70	.00
TOTAL DEARBORN LIFE INSURANCE		.00	5,063.01	.00	15,210.70	-15,210.70	.00
FUND/SCC-2009501 BOOKSTORE							
R1640	BOOKSTORE SALES	.00	1,457.10	.00	1,547.10	-1,547.10	.00
TOTAL BOOKSTORE		.00	1,457.10	.00	1,547.10	-1,547.10	.00
FUND/SCC-2009525 LATIN CLUB							
R1622	LANGUAGE ORIENTD ACTIVIT	.00	-60.00	.00	219.00	-219.00	.00
TOTAL LATIN CLUB		.00	-60.00	.00	219.00	-219.00	.00
FUND/SCC-2009528 GRISTMILL							
R1626	PUBLIC SERVICE ACTIVITY	.00	6,890.00	.00	7,790.00	-7,790.00	.00
TOTAL GRISTMILL		.00	6,890.00	.00	7,790.00	-7,790.00	.00
FUND/SCC-2009531 INSTRUMENTAL							
R1634	MUSIC ORIENTED ACTIVITY	.00	200.00	.00	9,711.00	-9,711.00	.00
TOTAL INSTRUMENTAL		.00	200.00	.00	9,711.00	-9,711.00	.00
FUND/SCC-2009534 RUGBY CLUB							
R1625	SPORT ORIENTED ACTIVITIE	.00	.00	.00	25.00	-25.00	.00
TOTAL RUGBY CLUB		.00	.00	.00	25.00	-25.00	.00
FUND/SCC-2009539 ECOLOGY CLUB							
R1820	CONTRIBUT-PRIVATE SOURCE	.00	25.00	.00	126.57	-126.57	.00
TOTAL ECOLOGY CLUB		.00	25.00	.00	126.57	-126.57	.00
FUND/SCC-2009545 HS STUDENT COUNCIL							
R1820	CONTRIBUT-PRIVATE SOURCE	.00	.00	.00	156.90	-156.90	.00
TOTAL HS STUDENT COUNCIL		.00	.00	.00	156.90	-156.90	.00
FUND/SCC-2009586 RAIDERETTES (STUDENT ACTI							
R1634	MUSIC ORIENTED ACTIVITY	.00	.00	.00	2,661.50	-2,661.50	.00
TOTAL RAIDERETTES (STUDENT AC		.00	.00	.00	2,661.50	-2,661.50	.00
FUND/SCC-2009603 CLASS OF 2022							
R1626	PUBLIC SERVICE ACTIVITY	.00	.00	.00	77.61	-77.61	.00
TOTAL CLASS OF 2022		.00	.00	.00	77.61	-77.61	.00
FUND/SCC-2009605 CLASS OF 2023							
R1626	PUBLIC SERVICE ACTIVITY	.00	2,505.00	.00	5,008.71	-5,008.71	.00
TOTAL CLASS OF 2023		.00	2,505.00	.00	5,008.71	-5,008.71	.00

FUND/SCC-2009609 MOCK TRIAL-HIGH SCHOOL

POWERSCHOOL
DATE: 10/19/2022
TIME: 08:16:09

SHAKER HEIGHTS CITY SCHOOLS
REVENUE STATUS REPORT

PAGE NUMBER: 8
REVSTA11

SELECTION CRITERIA: ALL
ACCOUNTING PERIOD: 3/23

SORTED BY: FUND/SCC,ACCOUNT
TOTALLED ON: FUND/SCC
PAGE BREAKS ON:

FUND/SCC-2009609 MOCK TRIAL-HIGH SCHOOL

ACCOUNT - - - - TITLE - - - - -	BUDGET	PERIOD RECEIPTS	RECEIVABLES	YEAR TO DATE RECEIPTS	AVAILABLE BALANCE	YTD/ BUD
R1626 PUBLIC SERVICE ACTIVITY	.00	49.60	.00	49.60	-49.60	.00
TOTAL MOCK TRIAL-HIGH SCHOOL	.00	49.60	.00	49.60	-49.60	.00
FUND/SCC-2009612 HS CLASS OF 2025						
R1820 CONTRIBUT-PRIVATE SOURCE	.00	.00	.00	144.05	-144.05	.00
TOTAL HS CLASS OF 2025	.00	.00	.00	144.05	-144.05	.00
FUND/SCC-2009613 CLASS OF 2026						
R1820 CONTRIBUT-PRIVATE SOURCE	.00	.00	.00	157.63	-157.63	.00
TOTAL CLASS OF 2026	.00	.00	.00	157.63	-157.63	.00
FUND/SCC-2009614 RAIDER ROAST						
R1626 PUBLIC SERVICE ACTIVITY	.00	79.50	.00	79.50	-79.50	.00
R1820 CONTRIBUT-PRIVATE SOURCE	.00	2,026.07	.00	2,026.07	-2,026.07	.00
TOTAL RAIDER ROAST	.00	2,105.57	.00	2,105.57	-2,105.57	.00
FUND/SCC-2009615 FIELDSTONE RIDING						
R1820 CONTRIBUT-PRIVATE SOURCE	.00	695.23	.00	695.23	-695.23	.00
TOTAL FIELDSTONE RIDING	.00	695.23	.00	695.23	-695.23	.00
FUND/SCC-3009601 H.S. MEN'S ATHLETICS						
R1625 SPORT ORIENTED ACTIVITIE	.00	13,035.69	.00	35,842.69	-35,842.69	.00
R5100 TRANSFERS-IN	.00	65,000.00	.00	65,000.00	-65,000.00	.00
TOTAL H.S. MEN'S ATHLETICS	.00	78,035.69	.00	100,842.69	-100,842.69	.00
FUND/SCC-3009602 M.S. ATHLETICS						
R5100 TRANSFERS-IN	.00	20,000.00	.00	20,000.00	-20,000.00	.00
TOTAL M.S. ATHLETICS	.00	20,000.00	.00	20,000.00	-20,000.00	.00
FUND/SCC-3009603 H.S. WOMEN'S ATHLETICS						
R1625 SPORT ORIENTED ACTIVITIE	.00	5,387.76	.00	20,088.76	-20,088.76	.00
R5100 TRANSFERS-IN	.00	50,000.00	.00	50,000.00	-50,000.00	.00
TOTAL H.S. WOMEN'S ATHLETICS	.00	55,387.76	.00	70,088.76	-70,088.76	.00
FUND/SCC-3009608 GIRLS VOLLEYBALL FUND						
R1625 SPORT ORIENTED ACTIVITIE	.00	1,493.00	.00	1,743.00	-1,743.00	.00
TOTAL GIRLS VOLLEYBALL FUND	.00	1,493.00	.00	1,743.00	-1,743.00	.00
FUND/SCC-3009613 FOOTBALL FUNDRAISER						
R1635 SPORT ORIENTED ACTIVITIE	.00	.00	.00	50.00	-50.00	.00
TOTAL FOOTBALL FUNDRAISER	.00	.00	.00	50.00	-50.00	.00
FUND/SCC-3009614 BASKETBALL FUNDRAISER						
R1625 SPORT ORIENTED ACTIVITIE	.00	.00	.00	2,785.00	-2,785.00	.00
TOTAL BASKETBALL FUNDRAISER	.00	.00	.00	2,785.00	-2,785.00	.00

POWERSCHOOL
DATE: 10/19/2022
TIME: 08:16:09

SHAKER HEIGHTS CITY SCHOOLS
REVENUE STATUS REPORT

PAGE NUMBER: 9
REVSTA11

SELECTION CRITERIA: ALL
ACCOUNTING PERIOD: 3/23

SORTED BY: FUND/SCC,ACCOUNT
TOTALLED ON: FUND/SCC
PAGE BREAKS ON:

FUND/SCC-3009614 BASKETBALL FUNDRAISER

ACCOUNT - - - - TITLE - - - - -	BUDGET	PERIOD RECEIPTS	RECEIVABLES	YEAR TO DATE RECEIPTS	AVAILABLE BALANCE	YTD/ BUD
FUND/SCC-3009616 BASEBALL FUNDRAISER						
R1820 CONTRIBUT-PRIVATE SOURCE	.00	1,750.00	.00	1,750.00	-1,750.00	.00
TOTAL BASEBALL FUNDRAISER	.00	1,750.00	.00	1,750.00	-1,750.00	.00
FUND/SCC-3009620 GIRLS CROSS COUNTRY FUND						
R1625 SPORT ORIENTED ACTIVITIE	.00	.00	.00	-450.00	450.00	.00
R1635 SPORT ORIENTED ACTIVITIE	.00	.00	.00	8,325.00	-8,325.00	.00
R1890 OTHER MISC RECEIPTS	.00	.00	.00	1,778.92	-1,778.92	.00
TOTAL GIRLS CROSS COUNTRY FUN	.00	.00	.00	9,653.92	-9,653.92	.00
FUND/SCC-4019303 ST DOMINIC FY 23						
R1410 INTEREST ON INVESTMENTS	.00	43.83	.00	82.02	-82.02	.00
R3219 OTHR RSTRD GRANT AID -OH	.00	.00	.00	45,663.72	-45,663.72	.00
TOTAL ST DOMINIC FY 23	.00	43.83	.00	45,745.74	-45,745.74	.00
FUND/SCC-4999022 PARENT MENTOR GRANT FY22						
R3219 OTHR RSTRD GRANT AID -OH	.00	1,720.84	.00	5,162.52	-5,162.52	.00
TOTAL PARENT MENTOR GRANT FY2	.00	1,720.84	.00	5,162.52	-5,162.52	.00
FUND/SCC-5079022 ESSER II						
R4220 RSTRD GRANT AID-FED GOV	.00	38,727.92	.00	118,985.36	-118,985.36	.00
TOTAL ESSER II	.00	38,727.92	.00	118,985.36	-118,985.36	.00
FUND/SCC-5079023 ARP ESSER						
R4220 RSTRD GRANT AID-FED GOV	.00	246,263.16	.00	670,747.72	-670,747.72	.00
TOTAL ARP ESSER	.00	246,263.16	.00	670,747.72	-670,747.72	.00
FUND/SCC-5079024 ARP HOMELESS						
R4220 RSTRD GRANT AID-FED GOV	.00	.00	.00	10,000.00	-10,000.00	.00
TOTAL ARP HOMELESS	.00	.00	.00	10,000.00	-10,000.00	.00
FUND/SCC-5169216 IDEA B FY22						
R4220 RSTRD GRANT AID-FED GOV	.00	98,301.66	.00	365,671.05	-365,671.05	.00
TOTAL IDEA B FY22	.00	98,301.66	.00	365,671.05	-365,671.05	.00
FUND/SCC-5519251 TITLE III LEP FY22						
R4220 RSTRD GRANT AID-FED GOV	.00	973.70	.00	3,372.06	-3,372.06	.00
TOTAL TITLE III LEP FY22	.00	973.70	.00	3,372.06	-3,372.06	.00
FUND/SCC-5729272 TITLE I FY22						
R4220 RSTRD GRANT AID-FED GOV	.00	.00	.00	145,952.54	-145,952.54	.00
TOTAL TITLE I FY22	.00	.00	.00	145,952.54	-145,952.54	.00
FUND/SCC-5729322 EOEK FY 22						

POWERSCHOOL
DATE: 10/19/2022
TIME: 08:16:09

SHAKER HEIGHTS CITY SCHOOLS
REVENUE STATUS REPORT

PAGE NUMBER: 10
REVSTA11

SELECTION CRITERIA: ALL
ACCOUNTING PERIOD: 3/23

SORTED BY: FUND/SCC,ACCOUNT
TOTALLED ON: FUND/SCC
PAGE BREAKS ON:

FUND/SCC-5729322 EOEC FY 22

ACCOUNT - - - - - TITLE - - - - -	BUDGET	PERIOD RECEIPTS	RECEIVABLES	YEAR TO DATE RECEIPTS	AVAILABLE BALANCE	YTD/ BUD
R4220 RSTRD GRANT AID-FED GOV	.00	2,318.38	.00	7,794.23	-7,794.23	.00
TOTAL EOEC FY 22	.00	2,318.38	.00	7,794.23	-7,794.23	.00
FUND/SCC-5849022 TITLE IV FY22						
R4220 RSTRD GRANT AID-FED GOV	.00	.00	.00	28,448.63	-28,448.63	.00
TOTAL TITLE IV FY22	.00	.00	.00	28,448.63	-28,448.63	.00
FUND/SCC-5879287 PRE-K SPEC ED GRANT FY22						
R4220 RSTRD GRANT AID-FED GOV	.00	946.94	.00	3,793.44	-3,793.44	.00
TOTAL PRE-K SPEC ED GRANT FY2	.00	946.94	.00	3,793.44	-3,793.44	.00
FUND/SCC-5909290 TITLE II FY22						
R4220 RSTRD GRANT AID-FED GOV	.00	18,862.76	.00	65,210.99	-65,210.99	.00
TOTAL TITLE II FY22	.00	18,862.76	.00	65,210.99	-65,210.99	.00
TOTAL REPORT	.00	8,422,254.03	.00	50,057,435.03	-50,057,435.03	.00

8. BUDGET ACCOUNT SUMMARY

POWERSCHOOL
DATE: 10/19/2022
TIME: 08:10:14

SHAKER HEIGHTS CITY SCHOOLS
EXPENDITURE STATUS REPORT

PAGE NUMBER: 1
EXPSTA11

SELECTION CRITERIA: ALL
ACCOUNTING PERIOD: 3/23

SORTED BY: FUND/SCC,1ST SUBTOTAL,ACCOUNT
TOTALD ON: FUND/SCC,1ST SUBTOTAL
PAGE BREAKS ON:

FUND/SCC-0010000 GENERAL
1ST SUBTOTAL-100 PERSONAL SERVICES

ACCOUNT	- - - - TITLE - - - -	BUDGET	PERIOD EXPENDITURES	ENCUMBRANCES OUTSTANDING	YEAR TO DATE EXP	AVAILABLE BALANCE	YTD/ BUD
111	REGULAR	39,726,312.00	3,528,307.34	.00	10,415,126.78	29,311,185.22	26.22
112	TEMPORARY	871,000.00	9,974.59	.00	60,698.11	810,301.89	6.97
113	SUPPLEMENTAL	1,315,000.00	183,726.38	.00	419,288.71	895,711.29	31.89
119	OTHER CERTIFIED SAL	-20,000.00	.00	.00	.00	-20,000.00	.00
121	SICK LEAVE	2,773,530.00	59,954.34	.00	155,637.74	2,617,892.26	5.61
122	PERSONAL LEAVE	462,579.00	8,786.61	.00	44,755.96	417,823.04	9.68
123	VACATION LEAVE	199,600.00	16,063.11	.00	87,278.72	112,321.28	43.73
125	PROFESSIONAL LEAVE	255,615.00	.00	.00	42,125.40	213,489.60	16.48
127	JURY DUTY	16,201.00	.00	.00	.00	16,201.00	.00
132	TERMINATION BENEFIT	97,384.00	2,896.85	.00	49,788.40	47,595.60	51.13
139	OTHER CERTIFIED COM	221,616.00	38,879.00	.00	38,879.00	182,737.00	17.54
141	REGULAR	12,349,081.00	917,882.94	.00	2,829,743.46	9,519,337.54	22.91
142	TEMPORARY	358,000.00	25,041.68	.00	44,704.16	313,295.84	12.49
143	SUPPLEMENTAL	520,000.00	16,698.24	.00	91,640.08	428,359.92	17.62
144	OVERTIME	850,000.00	109,484.21	.00	302,198.27	547,801.73	35.55
149	OTHER NONCERTIFIED	3,000.00	.00	.00	4,675.03	-1,675.03	155.83
151	SICK LEAVE	792,596.00	37,372.79	.00	109,090.61	683,505.39	13.76
152	PERSONAL LEAVE	131,225.00	10,117.10	.00	25,630.24	105,594.76	19.53
153	VACATION LEAVE	647,338.00	42,059.14	.00	211,107.72	436,230.28	32.61
155	PROFESSIONAL LEAVE	17,316.00	.00	.00	4,964.32	12,351.68	28.67
157	JURY DUTY	6,607.00	.00	.00	.00	6,607.00	.00
159	OTHER NONCERTIFIED	37,916.00	.00	.00	32,269.31	5,646.69	85.11
162	TERMINATION BENEFIT	309,084.00	5,854.06	.00	36,039.21	273,044.79	11.66
169	OTHER NONCERTIFIED	12,000.00	.00	.00	3,124.68	8,875.32	26.04
172	STUDENT WORKERS	61,437.00	6,923.60	.00	17,058.50	44,378.50	27.77
179	OTHER EMPLOYEES	393,563.00	7,629.02	.00	26,134.66	367,428.34	6.64
	TOTAL PERSONAL SERVICES	62,408,000.00	5,027,651.00	.00	15,051,959.07	47,356,040.93	24.12
1ST SUBTOTAL-200 EMPLOYEE RETIREMNT & INS.							
211	STRS-EMPLOYER'S SHA	6,419,674.00	534,264.39	.00	1,581,650.65	4,838,023.35	24.64
212	STRS-EMPLOYER'S SHA	367,326.00	30,148.12	.00	88,248.56	279,077.44	24.02
213	SOCIAL SECURITY	648,478.00	53,558.59	.00	164,236.78	484,241.22	25.33
221	SERS-EMPLOYER'S SHA	2,589,377.00	189,688.08	.00	592,644.65	1,996,732.35	22.89
222	SERS-EMPLOYER'S SHA	407,623.00	35,655.94	.00	106,781.93	300,841.07	26.20
223	SOCIAL SECURITY	216,522.00	15,065.48	.00	49,073.18	167,448.82	22.66
231	TUITION REIMBURSEME	115,556.39	55.00	16,592.39	355.00	98,609.00	14.67
232	UNIFORM/TOOLSREIMBU	48,915.29	3,102.02	41,614.13	7,355.25	-54.09	100.11
233	MEETING EXPENSE-SUP	86,246.50	12,132.09	38,412.50	34,695.85	13,138.15	84.77
241	MEDICAL/HOSPITALIZA	5,515,465.00	450,823.44	.00	1,369,661.14	4,145,803.86	24.83
242	LIFE INSURANCE	41,758.00	3,198.01	.00	9,608.21	32,149.79	23.01
243	DENTAL INSURANCE	430,530.00	33,551.83	.00	102,103.46	328,426.54	23.72
249	CERTIFIED OTHER INS	1,342,876.00	110,078.40	.00	333,795.89	1,009,080.11	24.86
251	MEDICAL/HOSPITALIZA	2,558,561.00	181,875.84	.00	595,662.56	1,962,898.44	23.28
252	LIFE INSURANCE	20,742.00	1,304.95	.00	4,394.12	16,347.88	21.18
253	DENTAL INSURANCE	204,418.00	13,490.29	.00	44,836.98	159,581.02	21.93
259	NONCERTIFIED INS BE	625,150.00	43,926.59	.00	144,111.41	481,038.59	23.05

POWERSCHOOL
DATE: 10/19/2022
TIME: 08:10:14

SHAKER HEIGHTS CITY SCHOOLS
EXPENDITURE STATUS REPORT

PAGE NUMBER: 2
EXPSTA11

SELECTION CRITERIA: ALL
ACCOUNTING PERIOD: 3/23

SORTED BY: FUND/SCC,1ST SUBTOTAL,ACCOUNT
TOALED ON: FUND/SCC,1ST SUBTOTAL
PAGE BREAKS ON:

FUND/SCC-0010000 GENERAL
1ST SUBTOTAL-200 EMPLOYEE RETIREMNT & INS.

ACCOUNT	- - - - - TITLE - - - - -	BUDGET	PERIOD EXPENDITURES	ENCUMBRANCES OUTSTANDING	YEAR TO DATE EXP	AVAILABLE BALANCE	YTD/ BUD
281	UNEMPLOYMENT CERTIF	.00	.00	25,000.00	.00	-25,000.00	.00
282	UNEMPLOYMENT NON-CE	13,500.00	.00	175,000.00	.00	-161,500.00	1296.30
	TOTAL EMPLOYEE RETIREMNT & IN	21,652,718.18	1,711,919.06	296,619.02	5,229,215.62	16,126,883.54	25.52
1ST SUBTOTAL-400	PURCHASED SERVICES						
411	INSTRUCTION SERVICE	113,967.50	.00	69,390.65	6,016.85	38,560.00	66.17
412	INSTRUCT. IMPROV. S	356,103.26	.00	2,823.26	.00	353,280.00	.79
413	HEALTH SERVICES	599,559.16	8,388.19	144,462.98	11,410.18	443,686.00	26.00
414	STAFF SERVICES	467,000.00	27,386.63	1,205,113.37	27,386.63	-765,500.00	263.92
415	MANAGEMENT SERVICES	60,539.97	4,597.34	47,676.11	13,384.86	-521.00	100.86
416	DATA PROCESSING SER	200,515.00	66,434.36	40,031.40	120,641.36	39,842.24	80.13
417	STATISTICAL SERVICE	210,972.35	2,476.43	338,976.49	6,995.86	-135,000.00	163.99
418	PROF./LEGAL SERVICE	437,708.20	33,346.47	645,794.28	70,163.92	-278,250.00	163.57
419	OTHER PROF. & TECH.	2,744,998.38	214,692.37	1,733,139.93	537,931.89	473,926.56	82.73
422	GARBAGE REMOVE & CL	85,487.88	6,683.40	57,624.88	19,595.48	8,267.52	90.33
423	REPAIRS & MAINTENAN	2,596,864.00	226,397.37	1,417,272.12	765,176.81	414,415.07	84.04
424	PROPERTY INSURANCE	179,000.00	.00	.00	194,949.00	-15,949.00	108.91
425	RENTALS	127,767.00	16,592.96	88,584.02	26,754.21	12,428.77	90.27
426	LEASE PURCHASE AGRE	125,964.79	9,673.25	87,361.04	30,345.75	8,258.00	93.44
431	CERTIFIED TRAVEL RE	5,964.76	717.41	2,812.20	1,959.65	1,192.91	80.00
432	CERTIFIED MEETING E	171,993.39	5,291.05	15,841.55	39,410.27	116,741.57	32.12
433	NONCERTIFIED TRAVEL	1,975.60	.00	771.48	306.40	897.72	54.56
434	NONCERTIFIED MEETIN	65,616.00	2,404.22	13,380.00	6,271.68	45,964.32	29.95
439	OTHER TRAV./MEET EX	6,140.00	.00	.00	.00	6,140.00	.00
441	TELEPHONE SERVICE	226,040.25	9,344.74	191,655.83	32,655.09	1,729.33	99.23
442	TELEGRAPH SERVICE	-97,400.00	-62,489.40	.00	-62,489.40	-34,910.60	64.16
443	POSTAGE	21,596.00	.00	.00	.00	21,596.00	.00
444	POSTAGE MACHINE REN	1,376.76	.00	1,376.76	.00	.00	100.00
445	MAIL/MESSENGER SERV	1,755.29	12.29	3,109.96	-7.21	-1,347.46	176.77
446	ADVERTISING	4,175.00	.00	950.00	.00	3,225.00	22.75
447	INTERNET ACCESS SER	33,775.00	2,723.86	27,240.30	8,171.58	-1,636.88	104.85
451	ELECTRICITY	551,000.00	64,166.85	546,349.08	88,650.92	-84,000.00	115.25
452	WATER AND SEWAGE	314,000.00	29,247.86	272,316.04	82,383.96	-40,700.00	112.96
453	GAS	352,000.00	23,690.24	355,994.56	50,005.44	-54,000.00	115.34
461	PRINTING AND BINDIN	57,807.32	1,621.37	8,345.07	4,144.91	45,317.34	21.61
471	TUITION PD. OTHER O	49,273.00	1,650.00	15,000.00	1,650.00	32,623.00	33.79
474	EXCESS COSTS	270,615.00	.00	.00	.00	270,615.00	.00
475	SPEC ED PMNT WITHIN	2,338,805.73	105,922.69	1,173,153.97	500,477.21	665,174.55	71.56
476	PAYMNT UNDER A VOC.	682,508.59	21,262.22	242,129.59	63,777.14	376,601.86	44.82
477	PAYMNT UNDER OPEN E	10,680.72	.00	10,680.72	.00	.00	100.00
479	OTHER PAYMENTS	71,397.00	11,655.12	.00	13,837.00	57,560.00	19.38
483	TRANSP. FROM OTHER	1,005,446.00	52,884.66	936,473.69	120,177.37	-51,205.06	105.09
489	TRANSPORTATION OTHR	-297.00	.00	.00	.00	-297.00	.00
499	OTHER PURCHASED SER	250,000.00	.00	.00	.00	250,000.00	.00
	TOTAL PURCHASED SERVICES	14,702,691.90	886,773.95	9,695,831.33	2,782,134.81	2,224,725.76	84.87

POWERSCHOOL
DATE: 10/19/2022
TIME: 08:10:14

SHAKER HEIGHTS CITY SCHOOLS
EXPENDITURE STATUS REPORT

PAGE NUMBER: 3
EXPSTA11

SELECTION CRITERIA: ALL
ACCOUNTING PERIOD: 3/23

SORTED BY: FUND/SCC,1ST SUBTOTAL,ACCOUNT
TOALED ON: FUND/SCC,1ST SUBTOTAL
PAGE BREAKS ON:

FUND/SCC-0010000 GENERAL
1ST SUBTOTAL-500 SUPPLIES AND MATERIALS

ACCOUNT	TITLE	BUDGET	PERIOD EXPENDITURES	ENCUMBRANCES OUTSTANDING	YEAR TO DATE EXP	AVAILABLE BALANCE	YTD/ BUD
1ST SUBTOTAL-500	SUPPLIES AND MATERIALS						
511	CLASSROOM SUPPLIES	623,941.67	86,181.32	244,705.08	201,495.92	177,740.67	71.51
512	OFFICE SUPPLIES	104,215.18	15,694.86	38,476.94	26,848.29	38,889.95	62.68
514	HEALTH & HYGIENE SU	8,448.00	889.04	2,093.66	7,897.18	-1,542.84	118.26
516	SOFTWARE MATERIALS	504,687.45	52,955.07	146,546.75	155,703.95	202,436.75	59.89
517	COMPUTER SUPPLIES	36,671.58	9,749.75	13,179.44	16,504.49	6,987.65	80.95
519	OTHER GENERAL SUPPL	1,239,311.52	65,856.08	1,380,678.11	240,032.44	-381,399.03	130.78
521	NEW TEXTBOOKS	78,929.30	9,120.07	21,638.61	145,387.15	-88,096.46	211.61
522	REPLACEMENT TEXTBOO	745.00	.00	.00	.00	745.00	.00
523	REBINDING TEXTBOOKS	3,653.00	.00	1,012.85	487.15	2,153.00	41.06
525	ELECTRON INSTRUC MA	258,495.50	64,955.63	72,909.80	351,791.79	-166,206.09	164.30
531	NEW LIBRARY BOOKS	116,908.35	4,846.28	56,873.94	10,621.43	49,412.98	57.73
541	NEWSPAPERS	1,554.00	.00	.00	.00	1,554.00	.00
542	PERIODICALS	4,833.00	.00	2,100.00	1,650.50	1,082.50	77.60
543	ELECTRONIC MEDIA	45.00	.00	.00	.00	45.00	.00
546	SUBSCRIPTION SERVIC	53,787.00	4,912.53	1,349.63	47,468.55	4,968.82	90.76
549	OTHER	281.00	.00	.00	.00	281.00	.00
560	FOOD & MATERIALS	18,329.78	1,967.08	185.52	4,730.16	13,414.10	26.82
569	OTHER	2,745.00	.00	231.38	42.75	2,470.87	9.99
571	LAND	50,891.43	.00	14,493.53	629.42	35,768.48	29.72
572	BUILDINGS	218,547.45	22,061.12	40,649.60	71,846.86	106,050.99	51.47
573	EQUIPMENT AND FURNI	34,474.00	264.96	633.00	264.96	33,576.04	2.60
581	VEHICLE REPAIR PART	289,500.72	9,626.27	249,533.58	75,244.14	-35,277.00	112.19
582	FUEL	275,435.84	27,792.31	196,909.99	58,525.85	20,000.00	92.74
583	TIRES AND TUBES	14,241.37	.00	18,129.17	1,549.20	-5,437.00	138.18
	TOTAL SUPPLIES AND MATERIALS	3,940,672.14	376,872.37	2,502,330.58	1,418,722.18	19,619.38	99.50
1ST SUBTOTAL-600	CAPITAL OUTLAY						
620	BUILDINGS	39,027.29	.00	17,114.29	.00	21,913.00	43.85
630	IMPROVEMENTS NON BU	6,384.00	.00	657.00	29,690.12	-23,963.12	475.36
640	EQUIPMENT	1,840,660.88	123,434.21	641,484.54	159,790.53	1,039,385.81	43.53
644	TECHNICAL EQUIPMENT	212,604.34	16,271.47	17,286.42	90,709.84	104,608.08	50.80
645	CAPITALIZED EQUIPME	188,383.00	.00	40,189.00	10,875.00	137,319.00	27.11
650	VEHICLES	270,635.63	.00	59,094.63	.00	211,541.00	21.84
660	SCHOOL BUSES	520,799.00	.00	520,799.00	.00	.00	100.00
	TOTAL CAPITAL OUTLAY	3,078,494.14	139,705.68	1,296,624.88	291,065.49	1,490,803.77	51.57
1ST SUBTOTAL-800	OTHER OBJECTS						
811	SERIAL BONDS	200,000.00	.00	.00	.00	200,000.00	.00
814	LOAN FOR ENERGY CON	160,000.00	.00	.00	.00	160,000.00	.00
821	SERIAL BONDS	2,000.00	.00	.00	.00	2,000.00	.00
824	LOANS-ENERGY CONSER	21,425.00	.00	.00	.00	21,425.00	.00
841	MEMBERSHIP-PROFESSI	116,465.00	91,365.00	23,131.87	98,653.63	-5,320.50	104.57
843	AUDIT EXAMINATIONS	46,276.00	.00	41,700.00	.00	4,576.00	90.11
845	PROPERTY TAX COLLEC	1,318,000.00	6,313.98	.00	537,394.25	780,605.75	40.77
848	BANK CHARGES	117,961.18	7,174.45	118,380.66	12,730.52	-13,150.00	111.15

POWERSCHOOL
DATE: 10/19/2022
TIME: 08:10:14

SHAKER HEIGHTS CITY SCHOOLS
EXPENDITURE STATUS REPORT

PAGE NUMBER: 4
EXPSTA11

SELECTION CRITERIA: ALL
ACCOUNTING PERIOD: 3/23

SORTED BY: FUND/SCC,1ST SUBTOTAL,ACCOUNT
TOTALLED ON: FUND/SCC,1ST SUBTOTAL
PAGE BREAKS ON:

FUND/SCC-0010000 GENERAL
1ST SUBTOTAL-800 OTHER OBJECTS

ACCOUNT	- - - - TITLE - - - -	BUDGET	PERIOD EXPENDITURES	ENCUMBRANCES OUTSTANDING	YEAR TO DATE EXP	AVAILABLE BALANCE	YTD/ BUD
849	OTHER DUES AND FEES	25,751.00	.00	4,240.25	16,359.14	5,151.61	79.99
851	LIABILITY INSURANCE	195,000.00	.00	20,000.00	168,031.00	6,969.00	96.43
864	OUT OF COURT SETTLE	75,003.65	.00	87,868.65	10,531.00	-23,396.00	131.19
869	OTHER JUDGMENTS	613.00	.00	217.00	.00	396.00	35.40
870	TAXES AND ASSESMEN	5,157.18	.00	5,154.18	.00	3.00	99.94
880	AWARDS AND PRIZES	1,316.00	.00	.00	.00	1,316.00	.00
889	OTHER AWARDS AND PR	3,555.00	.00	624.00	.00	2,931.00	17.55
	TOTAL OTHER OBJECTS	2,288,523.01	104,853.43	301,316.61	843,699.54	1,143,506.86	50.03
1ST SUBTOTAL-900 OTHER USES OF FUNDS							
910	TRANSFER & CONTINGE	375,000.00	135,000.00	.00	135,000.00	240,000.00	36.00
	TOTAL OTHER USES OF FUNDS	375,000.00	135,000.00	.00	135,000.00	240,000.00	36.00
	TOTAL GENERAL	108,446,099.37	8,382,775.49	14,092,722.42	25,751,796.71	68,601,580.24	36.74
FUND/SCC-0020000 BOND RETIREMENT							
1ST SUBTOTAL-400 PURCHASED SERVICES							
418	PROF./LEGAL SERVICE	.00	.00	20,000.00	.00	-20,000.00	.00
	TOTAL PURCHASED SERVICES	.00	.00	20,000.00	.00	-20,000.00	.00
1ST SUBTOTAL-800 OTHER OBJECTS							
845	PROPERTY TAX COLLEC	.00	114.85	.00	12,418.72	-12,418.72	.00
	TOTAL OTHER OBJECTS	.00	114.85	.00	12,418.72	-12,418.72	.00
	TOTAL BOND RETIREMENT	.00	114.85	20,000.00	12,418.72	-32,418.72	.00
FUND/SCC-0029400 BOND DEC 2017							
1ST SUBTOTAL-800 OTHER OBJECTS							
845	PROPERTY TAX COLLEC	.00	45.86	.00	17,468.90	-17,468.90	.00
	TOTAL OTHER OBJECTS	.00	45.86	.00	17,468.90	-17,468.90	.00
	TOTAL BOND DEC 2017	.00	45.86	.00	17,468.90	-17,468.90	.00
FUND/SCC-0049165 SSF - TECHNOLOGY PROJECTS							
1ST SUBTOTAL-600 CAPITAL OUTLAY							
644	TECHNICAL EQUIPMENT	2,046.26	.00	2,046.26	.00	.00	100.00
	TOTAL CAPITAL OUTLAY	2,046.26	.00	2,046.26	.00	.00	100.00
	TOTAL SSF - TECHNOLOGY PROJEC	2,046.26	.00	2,046.26	.00	.00	100.00
FUND/SCC-0049167 SSF PROJECTS - RED & WHIT							
1ST SUBTOTAL-600 CAPITAL OUTLAY							
644	TECHNICAL EQUIPMENT	.00	.00	2,983.75	.00	-2,983.75	.00
	TOTAL CAPITAL OUTLAY	.00	.00	2,983.75	.00	-2,983.75	.00
	TOTAL SSF PROJECTS - RED & WH	.00	.00	2,983.75	.00	-2,983.75	.00

POWERSCHOOL
DATE: 10/19/2022
TIME: 08:10:14

SHAKER HEIGHTS CITY SCHOOLS
EXPENDITURE STATUS REPORT

PAGE NUMBER: 5
EXPSTA11

SELECTION CRITERIA: ALL
ACCOUNTING PERIOD: 3/23

SORTED BY: FUND/SCC,1ST SUBTOTAL,ACCOUNT
TOTALLED ON: FUND/SCC,1ST SUBTOTAL
PAGE BREAKS ON:

FUND/SCC-0049167 SSF PROJECTS - RED & WHIT
1ST SUBTOTAL-600 CAPITAL OUTLAY

ACCOUNT	TITLE	BUDGET	PERIOD EXPENDITURES	ENCUMBRANCES OUTSTANDING	YEAR TO DATE EXP	AVAILABLE BALANCE	YTD/ BUD
FUND/SCC-0049401 BANS FY18 \$9.9MM							
1ST SUBTOTAL-600 CAPITAL OUTLAY							
630	IMPROVEMENTS NON BU	.00	.00	.00	114,768.75	-114,768.75	.00
	TOTAL CAPITAL OUTLAY	.00	.00	.00	114,768.75	-114,768.75	.00
	TOTAL BANS FY18 \$9.9MM	.00	.00	.00	114,768.75	-114,768.75	.00
FUND/SCC-0060000 FOOD SERVICES							
1ST SUBTOTAL-400 PURCHASED SERVICES							
415	MANAGEMENT SERVICES	167,752.20	30,112.26	1,169,887.74	91,836.16	-1,093,971.70	752.14
419	OTHER PROF. & TECH.	.00	.00	2,000.00	.00	-2,000.00	.00
423	REPAIRS & MAINTENAN	743.19	2,200.00	1,720.67	4,022.52	-5,000.00	772.78
	TOTAL PURCHASED SERVICES	168,495.39	32,312.26	1,173,608.41	95,858.68	-1,100,971.70	753.41
1ST SUBTOTAL-600 CAPITAL OUTLAY							
640	EQUIPMENT	18,535.90	.00	18,535.90	.00	.00	100.00
650	VEHICLES	2,830.00	.00	2,830.00	.00	.00	100.00
	TOTAL CAPITAL OUTLAY	21,365.90	.00	21,365.90	.00	.00	100.00
1ST SUBTOTAL-800 OTHER OBJECTS							
849	OTHER DUES AND FEES	145.00	.00	145.00	.00	.00	100.00
899	OTHER MISCELLANEOUS	.00	.00	.00	761.00	-761.00	.00
	TOTAL OTHER OBJECTS	145.00	.00	145.00	761.00	-761.00	624.83
	TOTAL FOOD SERVICES	190,006.29	32,312.26	1,195,119.31	96,619.68	-1,101,732.70	679.84
FUND/SCC-0079993 MHJ - EQUITY FOCUSED FY22							
1ST SUBTOTAL-400 PURCHASED SERVICES							
419	OTHER PROF. & TECH.	30,000.00	.00	.00	30,000.00	.00	100.00
	TOTAL PURCHASED SERVICES	30,000.00	.00	.00	30,000.00	.00	100.00
	TOTAL MHJ - EQUITY FOCUSED FY	30,000.00	.00	.00	30,000.00	.00	100.00
FUND/SCC-0079994 MHJ-MS LRNG GARD							
1ST SUBTOTAL-500 SUPPLIES AND MATERIALS							
519	OTHER GENERAL SUPPL	.00	.00	330.00	1,420.00	-1,750.00	.00
	TOTAL SUPPLIES AND MATERIALS	.00	.00	330.00	1,420.00	-1,750.00	.00
	TOTAL MHJ-MS LRNG GARD	.00	.00	330.00	1,420.00	-1,750.00	.00
FUND/SCC-0099010 STORED VALUE CARDS - BLVD							
1ST SUBTOTAL-500 SUPPLIES AND MATERIALS							
511	CLASSROOM SUPPLIES	.00	1,671.28	.00	4,371.04	-4,371.04	.00
	TOTAL SUPPLIES AND MATERIALS	.00	1,671.28	.00	4,371.04	-4,371.04	.00

POWERSCHOOL
DATE: 10/19/2022
TIME: 08:10:14

SHAKER HEIGHTS CITY SCHOOLS
EXPENDITURE STATUS REPORT

PAGE NUMBER: 6
EXPSTA11

SELECTION CRITERIA: ALL
ACCOUNTING PERIOD: 3/23

SORTED BY: FUND/SCC,1ST SUBTOTAL,ACCOUNT
TOTALLED ON: FUND/SCC,1ST SUBTOTAL
PAGE BREAKS ON:

FUND/SCC-0099010 STORED VALUE CARDS - BLVD
1ST SUBTOTAL-500 SUPPLIES AND MATERIALS

ACCOUNT	TITLE	BUDGET	PERIOD EXPENDITURES	ENCUMBRANCES OUTSTANDING	YEAR TO DATE EXP	AVAILABLE BALANCE	YTD/ BUD
TOTAL STORED VALUE CARDS - BL		.00	1,671.28	.00	4,371.04	-4,371.04	.00
FUND/SCC-0099020 STORED VALUE CARDS - FERN							
1ST SUBTOTAL-500 SUPPLIES AND MATERIALS							
511 CLASSROOM SUPPLIES		.00	698.10	.00	4,203.81	-4,203.81	.00
TOTAL SUPPLIES AND MATERIALS		.00	698.10	.00	4,203.81	-4,203.81	.00
TOTAL STORED VALUE CARDS - FE		.00	698.10	.00	4,203.81	-4,203.81	.00
FUND/SCC-0099030 STORED VALUE CARDS - LOMO							
1ST SUBTOTAL-500 SUPPLIES AND MATERIALS							
511 CLASSROOM SUPPLIES		.00	1,517.76	.00	5,380.33	-5,380.33	.00
TOTAL SUPPLIES AND MATERIALS		.00	1,517.76	.00	5,380.33	-5,380.33	.00
TOTAL STORED VALUE CARDS - LO		.00	1,517.76	.00	5,380.33	-5,380.33	.00
FUND/SCC-0099060 STORED VALUE CARDS - MERC							
1ST SUBTOTAL-500 SUPPLIES AND MATERIALS							
511 CLASSROOM SUPPLIES		.00	452.54	.00	4,422.96	-4,422.96	.00
TOTAL SUPPLIES AND MATERIALS		.00	452.54	.00	4,422.96	-4,422.96	.00
TOTAL STORED VALUE CARDS - ME		.00	452.54	.00	4,422.96	-4,422.96	.00
FUND/SCC-0099080 STORED VALUE CARDS - ONAW							
1ST SUBTOTAL-500 SUPPLIES AND MATERIALS							
511 CLASSROOM SUPPLIES		.00	872.04	.00	3,208.14	-3,208.14	.00
TOTAL SUPPLIES AND MATERIALS		.00	872.04	.00	3,208.14	-3,208.14	.00
TOTAL STORED VALUE CARDS - ON		.00	872.04	.00	3,208.14	-3,208.14	.00
FUND/SCC-0099110 STORED VALUE CARDS - WOOD							
1ST SUBTOTAL-500 SUPPLIES AND MATERIALS							
511 CLASSROOM SUPPLIES		.00	5,295.63	3,333.00	7,969.82	-11,302.82	.00
TOTAL SUPPLIES AND MATERIALS		.00	5,295.63	3,333.00	7,969.82	-11,302.82	.00
TOTAL STORED VALUE CARDS - WO		.00	5,295.63	3,333.00	7,969.82	-11,302.82	.00
FUND/SCC-0099209 STORED VALUE CARDS - MAST							
1ST SUBTOTAL-500 SUPPLIES AND MATERIALS							
511 CLASSROOM SUPPLIES		.00	-6,060.78	.00	68,210.48	-68,210.48	.00
TOTAL SUPPLIES AND MATERIALS		.00	-6,060.78	.00	68,210.48	-68,210.48	.00
TOTAL STORED VALUE CARDS - MA		.00	-6,060.78	.00	68,210.48	-68,210.48	.00
FUND/SCC-0099218 INSTRUCTIONAL FEES HIGH S							
1ST SUBTOTAL-500 SUPPLIES AND MATERIALS							

POWERSCHOOL
DATE: 10/19/2022
TIME: 08:10:14

SHAKER HEIGHTS CITY SCHOOLS
EXPENDITURE STATUS REPORT

PAGE NUMBER: 7
EXPSTA11

SELECTION CRITERIA: ALL
ACCOUNTING PERIOD: 3/23

SORTED BY: FUND/SCC,1ST SUBTOTAL,ACCOUNT
TOTALED ON: FUND/SCC,1ST SUBTOTAL
PAGE BREAKS ON:

FUND/SCC-0099218 INSTRUCTIONAL FEES HIGH S
1ST SUBTOTAL-500 SUPPLIES AND MATERIALS

ACCOUNT	- - - - TITLE - - - -	BUDGET	PERIOD EXPENDITURES	ENCUMBRANCES OUTSTANDING	YEAR TO DATE EXP	AVAILABLE BALANCE	YTD/ BUD
511	CLASSROOM SUPPLIES	.00	777.97	2,000.00	10,150.12	-12,150.12	.00
	TOTAL SUPPLIES AND MATERIALS	.00	777.97	2,000.00	10,150.12	-12,150.12	.00
	TOTAL INSTRUCTIONAL FEES HIGH	.00	777.97	2,000.00	10,150.12	-12,150.12	.00
FUND/SCC-0119231 SPECIAL TEST - AP							
1ST SUBTOTAL-500 SUPPLIES AND MATERIALS							
519	OTHER GENERAL SUPPL	3,822.00	.00	3,822.00	.00	.00	100.00
	TOTAL SUPPLIES AND MATERIALS	3,822.00	.00	3,822.00	.00	.00	100.00
	TOTAL SPECIAL TEST - AP	3,822.00	.00	3,822.00	.00	.00	100.00
FUND/SCC-0149235 GERMAN SUMMER TRAVEL							
1ST SUBTOTAL-400 PURCHASED SERVICES							
419	OTHER PROF. & TECH.	.00	1,875.00	.00	1,875.00	-1,875.00	.00
439	OTHER TRAV./MEET EX	.00	.00	118.08	4,531.48	-4,649.56	.00
489	TRANSPORTATION OTHR	.00	940.00	.00	940.00	-940.00	.00
	TOTAL PURCHASED SERVICES	.00	2,815.00	118.08	7,346.48	-7,464.56	.00
	TOTAL GERMAN SUMMER TRAVEL	.00	2,815.00	118.08	7,346.48	-7,464.56	.00
FUND/SCC-0149237 ROTARY-INTERNAL SERV OTHE							
1ST SUBTOTAL-400 PURCHASED SERVICES							
419	OTHER PROF. & TECH.	.00	.00	3,870.00	.00	-3,870.00	.00
	TOTAL PURCHASED SERVICES	.00	.00	3,870.00	.00	-3,870.00	.00
1ST SUBTOTAL-500 SUPPLIES AND MATERIALS							
519	OTHER GENERAL SUPPL	.00	.00	.00	240.00	-240.00	.00
	TOTAL SUPPLIES AND MATERIALS	.00	.00	.00	240.00	-240.00	.00
	TOTAL ROTARY-INTERNAL SERV OT	.00	.00	3,870.00	240.00	-4,110.00	.00
FUND/SCC-0149238 RTA TICKETS							
1ST SUBTOTAL-400 PURCHASED SERVICES							
483	TRANSP. FROM OTHER	.00	875.00	3,587.50	875.00	-4,462.50	.00
	TOTAL PURCHASED SERVICES	.00	875.00	3,587.50	875.00	-4,462.50	.00
	TOTAL RTA TICKETS	.00	875.00	3,587.50	875.00	-4,462.50	.00
FUND/SCC-0149241 TRANSCRIPT FEES							
1ST SUBTOTAL-400 PURCHASED SERVICES							
419	OTHER PROF. & TECH.	.00	.00	1,258.57	.00	-1,258.57	.00
	TOTAL PURCHASED SERVICES	.00	.00	1,258.57	.00	-1,258.57	.00
	TOTAL TRANSCRIPT FEES	.00	.00	1,258.57	.00	-1,258.57	.00

POWERSCHOOL
DATE: 10/19/2022
TIME: 08:10:14

SHAKER HEIGHTS CITY SCHOOLS
EXPENDITURE STATUS REPORT

PAGE NUMBER: 8
EXPSTA11

SELECTION CRITERIA: ALL
ACCOUNTING PERIOD: 3/23

SORTED BY: FUND/SCC,1ST SUBTOTAL,ACCOUNT
TOTALED ON: FUND/SCC,1ST SUBTOTAL
PAGE BREAKS ON:

FUND/SCC-0189245 CHOIR/ORCH BOOSTER
1ST SUBTOTAL-400 PURCHASED SERVICES

ACCOUNT	- - - - TITLE - - - -	BUDGET	PERIOD EXPENDITURES	ENCUMBRANCES OUTSTANDING	YEAR TO DATE EXP	AVAILABLE BALANCE	YTD/ BUD
FUND/SCC-0189245	CHOIR/ORCH BOOSTER						
419	OTHER PROF. & TECH.	.00	.00	3,000.00	.00	-3,000.00	.00
439	OTHER TRAV./MEET EX	.00	22,175.00	28,763.00	22,175.00	-50,938.00	.00
489	TRANSPORTATION OTHR	.00	.00	6,430.00	.00	-6,430.00	.00
	TOTAL PURCHASED SERVICES	.00	22,175.00	38,193.00	22,175.00	-60,368.00	.00
1ST SUBTOTAL-500	SUPPLIES AND MATERIALS						
519	OTHER GENERAL SUPPL	.00	.00	1,700.00	.00	-1,700.00	.00
	TOTAL SUPPLIES AND MATERIALS	.00	.00	1,700.00	.00	-1,700.00	.00
	TOTAL CHOIR/ORCH BOOSTER	.00	22,175.00	39,893.00	22,175.00	-62,068.00	.00
FUND/SCC-0189257	WOODBURY 6TH GRADE CAMP						
1ST SUBTOTAL-500	SUPPLIES AND MATERIALS						
519	OTHER GENERAL SUPPL	42,000.00	.00	.00	43,692.31	-1,692.31	104.03
	TOTAL SUPPLIES AND MATERIALS	42,000.00	.00	.00	43,692.31	-1,692.31	104.03
	TOTAL WOODBURY 6TH GRADE CAMP	42,000.00	.00	.00	43,692.31	-1,692.31	104.03
FUND/SCC-0189283	LOMOND						
1ST SUBTOTAL-500	SUPPLIES AND MATERIALS						
519	OTHER GENERAL SUPPL	150.00	.00	150.00	348.25	-348.25	332.17
	TOTAL SUPPLIES AND MATERIALS	150.00	.00	150.00	348.25	-348.25	332.17
	TOTAL LOMOND	150.00	.00	150.00	348.25	-348.25	332.17
FUND/SCC-0189287	MIDDLE SCHOOL						
1ST SUBTOTAL-200	EMPLOYEE RETIREMNT & INS.						
233	MEETING EXPENSE-SUP	205.54	5,040.00	205.54	5,040.00	-5,040.00	2552.08
	TOTAL EMPLOYEE RETIREMNT & IN	205.54	5,040.00	205.54	5,040.00	-5,040.00	2552.08
1ST SUBTOTAL-400	PURCHASED SERVICES						
419	OTHER PROF. & TECH.	2,201.44	2,524.00	2,149.44	2,524.00	-2,472.00	212.29
	TOTAL PURCHASED SERVICES	2,201.44	2,524.00	2,149.44	2,524.00	-2,472.00	212.29
1ST SUBTOTAL-500	SUPPLIES AND MATERIALS						
519	OTHER GENERAL SUPPL	5,940.18	7,239.18	152.15	7,239.18	-1,451.15	124.43
	TOTAL SUPPLIES AND MATERIALS	5,940.18	7,239.18	152.15	7,239.18	-1,451.15	124.43
	TOTAL MIDDLE SCHOOL	8,347.16	14,803.18	2,507.13	14,803.18	-8,963.15	207.38
FUND/SCC-0189288	HIGH SCHOOL						
1ST SUBTOTAL-400	PURCHASED SERVICES						
489	TRANSPORTATION OTHR	.00	.00	2,027.75	.00	-2,027.75	.00
	TOTAL PURCHASED SERVICES	.00	.00	2,027.75	.00	-2,027.75	.00

POWERSCHOOL
DATE: 10/19/2022
TIME: 08:10:14

SHAKER HEIGHTS CITY SCHOOLS
EXPENDITURE STATUS REPORT

PAGE NUMBER: 9
EXPSTA11

SELECTION CRITERIA: ALL
ACCOUNTING PERIOD: 3/23

SORTED BY: FUND/SCC,1ST SUBTOTAL,ACCOUNT
TOTALED ON: FUND/SCC,1ST SUBTOTAL
PAGE BREAKS ON:

FUND/SCC-0189288 HIGH SCHOOL
1ST SUBTOTAL-500 SUPPLIES AND MATERIALS

ACCOUNT	- - - - TITLE - - - -	BUDGET	PERIOD EXPENDITURES	ENCUMBRANCES OUTSTANDING	YEAR TO DATE EXP	AVAILABLE BALANCE	YTD/ BUD
1ST SUBTOTAL-500	SUPPLIES AND MATERIALS						
511	CLASSROOM SUPPLIES	286.21	.00	1,850.49	4,407.66	-5,971.94	2186.56
519	OTHER GENERAL SUPPL	675.00	.00	675.00	9,947.82	-9,947.82	1573.75
569	OTHER	.00	202.81	.00	202.81	-202.81	.00
	TOTAL SUPPLIES AND MATERIALS	961.21	202.81	2,525.49	14,558.29	-16,122.57	1777.32
	TOTAL HIGH SCHOOL	961.21	202.81	4,553.24	14,558.29	-18,150.32	1988.28
FUND/SCC-0189289	PTO GRANTS - HIGH SCHOOL						
1ST SUBTOTAL-500	SUPPLIES AND MATERIALS						
511	CLASSROOM SUPPLIES	.00	127.25	.00	-62.65	62.65	.00
519	OTHER GENERAL SUPPL	308.00	.00	.00	-72.63	380.63	-23.58
	TOTAL SUPPLIES AND MATERIALS	308.00	127.25	.00	-135.28	443.28	-43.92
	TOTAL PTO GRANTS - HIGH SCHOO	308.00	127.25	.00	-135.28	443.28	-43.92
FUND/SCC-0220000	STRS						
1ST SUBTOTAL-200	EMPLOYEE RETIREMNT & INS.						
211	STRS-EMPLOYER'S SHA	.00	-4,200.91	.00	3,646.95	-3,646.95	.00
	TOTAL EMPLOYEE RETIREMNT & IN	.00	-4,200.91	.00	3,646.95	-3,646.95	.00
	TOTAL STRS	.00	-4,200.91	.00	3,646.95	-3,646.95	.00
FUND/SCC-0229269	DEARBORN OPT LIFE INSUR						
1ST SUBTOTAL-200	EMPLOYEE RETIREMNT & INS.						
242	LIFE INSURANCE	.00	4,303.43	.00	13,025.49	-13,025.49	.00
	TOTAL EMPLOYEE RETIREMNT & IN	.00	4,303.43	.00	13,025.49	-13,025.49	.00
	TOTAL DEARBORN OPT LIFE INSUR	.00	4,303.43	.00	13,025.49	-13,025.49	.00
FUND/SCC-0229270	STRS PICKUP						
1ST SUBTOTAL-200	EMPLOYEE RETIREMNT & INS.						
212	STRS-EMPLOYER'S SHA	.00	.00	.00	.00	.00	.00
	TOTAL EMPLOYEE RETIREMNT & IN	.00	.00	.00	.00	.00	.00
	TOTAL STRS PICKUP	.00	.00	.00	.00	.00	.00
FUND/SCC-0229271	MEDICARE TAX						
1ST SUBTOTAL-200	EMPLOYEE RETIREMNT & INS.						
213	SOCIAL SECURITY	.00	.00	.00	.00	.00	.00
223	SOCIAL SECURITY	.00	.00	.00	.00	.00	.00
	TOTAL EMPLOYEE RETIREMNT & IN	.00	.00	.00	.00	.00	.00
	TOTAL MEDICARE TAX	.00	.00	.00	.00	.00	.00

FUND/SCC-0229272 SERS

POWERSCHOOL
DATE: 10/19/2022
TIME: 08:10:14

SHAKER HEIGHTS CITY SCHOOLS
EXPENDITURE STATUS REPORT

PAGE NUMBER: 10
EXPSTA11

SELECTION CRITERIA: ALL
ACCOUNTING PERIOD: 3/23

SORTED BY: FUND/SCC,1ST SUBTOTAL,ACCOUNT
TOTALLED ON: FUND/SCC,1ST SUBTOTAL
PAGE BREAKS ON:

FUND/SCC-0229272 SERS
1ST SUBTOTAL-200 EMPLOYEE RETIREMNT & INS.

ACCOUNT	TITLE	BUDGET	PERIOD EXPENDITURES	ENCUMBRANCES OUTSTANDING	YEAR TO DATE EXP	AVAILABLE BALANCE	YTD/ BUD
1ST SUBTOTAL-200 EMPLOYEE RETIREMNT & INS.							
221	SERS-EMPLOYER'S SHA	.00	19,174.86	.00	50,988.43	-50,988.43	.00
	TOTAL EMPLOYEE RETIREMNT & IN	.00	19,174.86	.00	50,988.43	-50,988.43	.00
	TOTAL SERS	.00	19,174.86	.00	50,988.43	-50,988.43	.00
FUND/SCC-0229273 SERS PICKUP							
1ST SUBTOTAL-200 EMPLOYEE RETIREMNT & INS.							
222	SERS-EMPLOYER'S SHA	.00	.00	.00	.00	.00	.00
	TOTAL EMPLOYEE RETIREMNT & IN	.00	.00	.00	.00	.00	.00
	TOTAL SERS PICKUP	.00	.00	.00	.00	.00	.00
FUND/SCC-0229290 ALLSTATE VOLUNTARY INSURA							
1ST SUBTOTAL-200 EMPLOYEE RETIREMNT & INS.							
242	LIFE INSURANCE	.00	17,733.87	.00	53,394.35	-53,394.35	.00
	TOTAL EMPLOYEE RETIREMNT & IN	.00	17,733.87	.00	53,394.35	-53,394.35	.00
	TOTAL ALLSTATE VOLUNTARY INSU	.00	17,733.87	.00	53,394.35	-53,394.35	.00
FUND/SCC-0229291 LINCOLN NATIONAL LTD							
1ST SUBTOTAL-200 EMPLOYEE RETIREMNT & INS.							
242	LIFE INSURANCE	.00	4,164.09	.00	12,859.40	-12,859.40	.00
	TOTAL EMPLOYEE RETIREMNT & IN	.00	4,164.09	.00	12,859.40	-12,859.40	.00
	TOTAL LINCOLN NATIONAL LTD	.00	4,164.09	.00	12,859.40	-12,859.40	.00
FUND/SCC-0229293 MEDICAL MUTUAL FLEX PLAN							
1ST SUBTOTAL-800 OTHER OBJECTS							
849	OTHER DUES AND FEES	.00	950.40	.00	2,808.00	-2,808.00	.00
859	OTHER INSURANCE	.00	8,576.02	.00	44,093.63	-44,093.63	.00
	TOTAL OTHER OBJECTS	.00	9,526.42	.00	46,901.63	-46,901.63	.00
	TOTAL MEDICAL MUTUAL FLEX PLA	.00	9,526.42	.00	46,901.63	-46,901.63	.00
FUND/SCC-0229294 LEGAL SHIELD EMPLOYEE PD							
1ST SUBTOTAL-200 EMPLOYEE RETIREMNT & INS.							
242	LIFE INSURANCE	.00	1,191.85	.00	3,515.55	-3,515.55	.00
	TOTAL EMPLOYEE RETIREMNT & IN	.00	1,191.85	.00	3,515.55	-3,515.55	.00
	TOTAL LEGAL SHIELD EMPLOYEE P	.00	1,191.85	.00	3,515.55	-3,515.55	.00
FUND/SCC-0229801 HATHAWAY BROWN-AGENCY							
1ST SUBTOTAL-100 PERSONAL SERVICES							
111	REGULAR	.00	6,744.66	.00	33,724.34	-33,724.34	.00
	TOTAL PERSONAL SERVICES	.00	6,744.66	.00	33,724.34	-33,724.34	.00

POWERSCHOOL
DATE: 10/19/2022
TIME: 08:10:14

SHAKER HEIGHTS CITY SCHOOLS
EXPENDITURE STATUS REPORT

PAGE NUMBER: 11
EXPSTA11

SELECTION CRITERIA: ALL
ACCOUNTING PERIOD: 3/23

SORTED BY: FUND/SCC,1ST SUBTOTAL,ACCOUNT
TOTALLED ON: FUND/SCC,1ST SUBTOTAL
PAGE BREAKS ON:

FUND/SCC-0229801 HATHAWAY BROWN-AGENCY
1ST SUBTOTAL-100 PERSONAL SERVICES

ACCOUNT	TITLE	BUDGET	PERIOD EXPENDITURES	ENCUMBRANCES OUTSTANDING	YEAR TO DATE EXP	AVAILABLE BALANCE	YTD/ BUD
1ST SUBTOTAL-200	EMPLOYEE RETIREMNT & INS.						
211	STRS-EMPLOYER'S SHA	.00	944.25	.00	4,721.41	-4,721.41	.00
213	SOCIAL SECURITY	.00	94.00	.00	470.04	-470.04	.00
241	MEDICAL/HOSPITALIZA	.00	1,324.04	.00	6,620.20	-6,620.20	.00
242	LIFE INSURANCE	.00	6.40	.00	32.00	-32.00	.00
243	DENTAL INSURANCE	.00	96.78	.00	483.90	-483.90	.00
249	CERTIFIED OTHER INS	.00	328.72	.00	1,643.60	-1,643.60	.00
	TOTAL EMPLOYEE RETIREMNT & IN	.00	2,794.19	.00	13,971.15	-13,971.15	.00
	TOTAL HATHAWAY BROWN-AGENCY	.00	9,538.85	.00	47,695.49	-47,695.49	.00
FUND/SCC-0229802	LAUREL SCHOOL-AGENCY						
1ST SUBTOTAL-100	PERSONAL SERVICES						
111	REGULAR	.00	8,061.88	.00	24,150.52	-24,150.52	.00
	TOTAL PERSONAL SERVICES	.00	8,061.88	.00	24,150.52	-24,150.52	.00
1ST SUBTOTAL-200	EMPLOYEE RETIREMNT & INS.						
211	STRS-EMPLOYER'S SHA	.00	1,128.66	.00	3,381.06	-3,381.06	.00
213	SOCIAL SECURITY	.00	113.11	.00	338.83	-338.83	.00
241	MEDICAL/HOSPITALIZA	.00	1,324.04	.00	3,972.12	-3,972.12	.00
242	LIFE INSURANCE	.00	6.40	.00	19.20	-19.20	.00
243	DENTAL INSURANCE	.00	96.78	.00	290.34	-290.34	.00
249	CERTIFIED OTHER INS	.00	328.72	.00	986.16	-986.16	.00
	TOTAL EMPLOYEE RETIREMNT & IN	.00	2,997.71	.00	8,987.71	-8,987.71	.00
	TOTAL LAUREL SCHOOL-AGENCY	.00	11,059.59	.00	33,138.23	-33,138.23	.00
FUND/SCC-0229804	GRANT HOLDING ACCOUNT						
1ST SUBTOTAL-500	SUPPLIES AND MATERIALS						
511	CLASSROOM SUPPLIES	.00	.00	.00	-175.54	175.54	.00
	TOTAL SUPPLIES AND MATERIALS	.00	.00	.00	-175.54	175.54	.00
1ST SUBTOTAL-600	CAPITAL OUTLAY						
630	IMPROVEMENTS NON BU	.00	.00	.00	-114,768.75	114,768.75	.00
	TOTAL CAPITAL OUTLAY	.00	.00	.00	-114,768.75	114,768.75	.00
1ST SUBTOTAL-800	OTHER OBJECTS						
856	BENEFITS AND CLAIMS	.00	.00	.00	-375,000.00	375,000.00	.00
	TOTAL OTHER OBJECTS	.00	.00	.00	-375,000.00	375,000.00	.00
	TOTAL GRANT HOLDING ACCOUNT	.00	.00	.00	-489,944.29	489,944.29	.00
FUND/SCC-0229806	UNIVERSITY SCHOOL-AGENCY						
1ST SUBTOTAL-100	PERSONAL SERVICES						
111	REGULAR	.00	7,608.15	.00	22,791.83	-22,791.83	.00

POWERSCHOOL
DATE: 10/19/2022
TIME: 08:10:14

SHAKER HEIGHTS CITY SCHOOLS
EXPENDITURE STATUS REPORT

PAGE NUMBER: 12
EXPSTA11

SELECTION CRITERIA: ALL
ACCOUNTING PERIOD: 3/23

SORTED BY: FUND/SCC,1ST SUBTOTAL,ACCOUNT
TOTALLED ON: FUND/SCC,1ST SUBTOTAL
PAGE BREAKS ON:

FUND/SCC-0229806 UNIVERSITY SCHOOL-AGENCY
1ST SUBTOTAL-100 PERSONAL SERVICES

ACCOUNT	- - - - TITLE - - - -	BUDGET	PERIOD EXPENDITURES	ENCUMBRANCES OUTSTANDING	YEAR TO DATE EXP	AVAILABLE BALANCE	YTD/ BUD
TOTAL PERSONAL SERVICES		.00	7,608.15	.00	22,791.83	-22,791.83	.00
1ST SUBTOTAL-200 EMPLOYEE RETIREMNT & INS.							
211	STRS-EMPLOYER'S SHA	.00	1,065.14	.00	3,190.86	-3,190.86	.00
213	SOCIAL SECURITY	.00	106.52	.00	319.12	-319.12	.00
241	MEDICAL/HOSPITALIZA	.00	1,324.04	.00	3,972.12	-3,972.12	.00
242	LIFE INSURANCE	.00	6.40	.00	19.20	-19.20	.00
243	DENTAL INSURANCE	.00	96.78	.00	290.34	-290.34	.00
249	CERTIFIED OTHER INS	.00	328.72	.00	986.16	-986.16	.00
TOTAL EMPLOYEE RETIREMNT & IN		.00	2,927.60	.00	8,777.80	-8,777.80	.00
TOTAL UNIVERSITY SCHOOL-AGENC		.00	10,535.75	.00	31,569.63	-31,569.63	.00
FUND/SCC-0240000 EMP. BEN/SELF INS.PRESCRI							
1ST SUBTOTAL-800 OTHER OBJECTS							
856	BENEFITS AND CLAIMS	.00	200,443.35	.00	574,902.06	-574,902.06	.00
TOTAL OTHER OBJECTS		.00	200,443.35	.00	574,902.06	-574,902.06	.00
TOTAL EMP. BEN/SELF INS.PRESC		.00	200,443.35	.00	574,902.06	-574,902.06	.00
FUND/SCC-0249261 EMP. BEN/SELF INS./DENTAL							
1ST SUBTOTAL-400 PURCHASED SERVICES							
491	THIRD PARTY ADMINIS	.00	2,441.88	.00	7,394.04	-7,394.04	.00
TOTAL PURCHASED SERVICES		.00	2,441.88	.00	7,394.04	-7,394.04	.00
1ST SUBTOTAL-800 OTHER OBJECTS							
856	BENEFITS AND CLAIMS	.00	44,759.77	.00	169,101.06	-169,101.06	.00
TOTAL OTHER OBJECTS		.00	44,759.77	.00	169,101.06	-169,101.06	.00
TOTAL EMP. BEN/SELF INS./DENT		.00	47,201.65	.00	176,495.10	-176,495.10	.00
FUND/SCC-0249262 EMP. BEN/SELF INS./HEALTH							
1ST SUBTOTAL-400 PURCHASED SERVICES							
491	THIRD PARTY ADMINIS	.00	25,210.88	.00	77,526.48	-77,526.48	.00
492	STOP LOSS INSURANCE	.00	74,029.13	.00	227,632.62	-227,632.62	.00
499	OTHER PURCHASED SER	.00	4,100.00	.00	12,300.00	-12,300.00	.00
TOTAL PURCHASED SERVICES		.00	103,340.01	.00	317,459.10	-317,459.10	.00
1ST SUBTOTAL-800 OTHER OBJECTS							
856	BENEFITS AND CLAIMS	.00	736,712.41	.00	2,824,987.24	-2,824,987.24	.00
889	OTHER AWARDS AND PR	.00	5,215.00	30,755.00	9,445.00	-40,200.00	.00
TOTAL OTHER OBJECTS		.00	741,927.41	30,755.00	2,834,432.24	-2,865,187.24	.00
TOTAL EMP. BEN/SELF INS./HEAL		.00	845,267.42	30,755.00	3,151,891.34	-3,182,646.34	.00

FUND/SCC-0249270 DEARBORN LIFE INSURANCE

POWERSCHOOL
DATE: 10/19/2022
TIME: 08:10:14

SHAKER HEIGHTS CITY SCHOOLS
EXPENDITURE STATUS REPORT

PAGE NUMBER: 13
EXPSTA11

SELECTION CRITERIA: ALL
ACCOUNTING PERIOD: 3/23

SORTED BY: FUND/SCC,1ST SUBTOTAL,ACCOUNT
TOTALLED ON: FUND/SCC,1ST SUBTOTAL
PAGE BREAKS ON:

FUND/SCC-0249270 DEARBORN LIFE INSURANCE
1ST SUBTOTAL-200 EMPLOYEE RETIREMNT & INS.

ACCOUNT	TITLE	BUDGET	PERIOD EXPENDITURES	ENCUMBRANCES OUTSTANDING	YEAR TO DATE EXP	AVAILABLE BALANCE	YTD/ BUD
1ST SUBTOTAL-200 EMPLOYEE RETIREMNT & INS.							
242	LIFE INSURANCE	.00	5,098.24	.00	15,333.12	-15,333.12	.00
	TOTAL EMPLOYEE RETIREMNT & IN	.00	5,098.24	.00	15,333.12	-15,333.12	.00
	TOTAL DEARBORN LIFE INSURANCE	.00	5,098.24	.00	15,333.12	-15,333.12	.00
FUND/SCC-2009501 BOOKSTORE							
1ST SUBTOTAL-500 SUPPLIES AND MATERIALS							
519	OTHER GENERAL SUPPL	.00	.00	4,587.00	.00	-4,587.00	.00
	TOTAL SUPPLIES AND MATERIALS	.00	.00	4,587.00	.00	-4,587.00	.00
	TOTAL BOOKSTORE	.00	.00	4,587.00	.00	-4,587.00	.00
FUND/SCC-2009502 CHEERLEADERS							
1ST SUBTOTAL-500 SUPPLIES AND MATERIALS							
519	OTHER GENERAL SUPPL	.00	.00	.00	3,100.30	-3,100.30	.00
	TOTAL SUPPLIES AND MATERIALS	.00	.00	.00	3,100.30	-3,100.30	.00
	TOTAL CHEERLEADERS	.00	.00	.00	3,100.30	-3,100.30	.00
FUND/SCC-2009521 DRAMA							
1ST SUBTOTAL-400 PURCHASED SERVICES							
419	OTHER PROF. & TECH.	.00	536.00	.00	2,957.65	-2,957.65	.00
	TOTAL PURCHASED SERVICES	.00	536.00	.00	2,957.65	-2,957.65	.00
1ST SUBTOTAL-500 SUPPLIES AND MATERIALS							
519	OTHER GENERAL SUPPL	.00	72.36	2,037.74	72.36	-2,110.10	.00
	TOTAL SUPPLIES AND MATERIALS	.00	72.36	2,037.74	72.36	-2,110.10	.00
	TOTAL DRAMA	.00	608.36	2,037.74	3,030.01	-5,067.75	.00
FUND/SCC-2009525 LATIN CLUB							
1ST SUBTOTAL-500 SUPPLIES AND MATERIALS							
519	OTHER GENERAL SUPPL	35.95	.00	.00	35.95	.00	100.00
	TOTAL SUPPLIES AND MATERIALS	35.95	.00	.00	35.95	.00	100.00
	TOTAL LATIN CLUB	35.95	.00	.00	35.95	.00	100.00
FUND/SCC-2009528 GRISTMILL							
1ST SUBTOTAL-400 PURCHASED SERVICES							
432	CERTIFIED MEETING E	.00	3,120.00	.00	3,120.00	-3,120.00	.00
	TOTAL PURCHASED SERVICES	.00	3,120.00	.00	3,120.00	-3,120.00	.00
1ST SUBTOTAL-500 SUPPLIES AND MATERIALS							
519	OTHER GENERAL SUPPL	.00	299.95	.00	299.95	-299.95	.00
	TOTAL SUPPLIES AND MATERIALS	.00	299.95	.00	299.95	-299.95	.00

POWERSCHOOL
DATE: 10/19/2022
TIME: 08:10:14

SHAKER HEIGHTS CITY SCHOOLS
EXPENDITURE STATUS REPORT

PAGE NUMBER: 14
EXPSTA11

SELECTION CRITERIA: ALL
ACCOUNTING PERIOD: 3/23

SORTED BY: FUND/SCC,1ST SUBTOTAL,ACCOUNT
TOTALLED ON: FUND/SCC,1ST SUBTOTAL
PAGE BREAKS ON:

FUND/SCC-2009528 GRISTMILL
1ST SUBTOTAL-500 SUPPLIES AND MATERIALS

ACCOUNT	- - - - TITLE - - - -	BUDGET	PERIOD EXPENDITURES	ENCUMBRANCES OUTSTANDING	YEAR TO DATE EXP	AVAILABLE BALANCE	YTD/ BUD
TOTAL GRISTMILL		.00	3,419.95	.00	3,419.95	-3,419.95	.00
FUND/SCC-2009531 INSTRUMENTAL							
1ST SUBTOTAL-400 PURCHASED SERVICES							
419 OTHER PROF. & TECH.		.00	1,250.00	300.00	1,250.00	-1,550.00	.00
TOTAL PURCHASED SERVICES		.00	1,250.00	300.00	1,250.00	-1,550.00	.00
1ST SUBTOTAL-500 SUPPLIES AND MATERIALS							
519 OTHER GENERAL SUPPL		.00	.00	4,926.00	3,207.89	-8,133.89	.00
TOTAL SUPPLIES AND MATERIALS		.00	.00	4,926.00	3,207.89	-8,133.89	.00
TOTAL INSTRUMENTAL		.00	1,250.00	5,226.00	4,457.89	-9,683.89	.00
FUND/SCC-2009534 RUGBY CLUB							
1ST SUBTOTAL-500 SUPPLIES AND MATERIALS							
519 OTHER GENERAL SUPPL		1,117.50	.00	1,117.50	.00	.00	100.00
TOTAL SUPPLIES AND MATERIALS		1,117.50	.00	1,117.50	.00	.00	100.00
TOTAL RUGBY CLUB		1,117.50	.00	1,117.50	.00	.00	100.00
FUND/SCC-2009586 RAIDERETTES (STUDENT ACTI							
1ST SUBTOTAL-500 SUPPLIES AND MATERIALS							
519 OTHER GENERAL SUPPL		.00	.00	536.50	1,986.50	-2,523.00	.00
TOTAL SUPPLIES AND MATERIALS		.00	.00	536.50	1,986.50	-2,523.00	.00
TOTAL RAIDERETTES (STUDENT AC		.00	.00	536.50	1,986.50	-2,523.00	.00
FUND/SCC-2009605 CLASS OF 2023							
1ST SUBTOTAL-400 PURCHASED SERVICES							
419 OTHER PROF. & TECH.		.00	.00	1,725.00	.00	-1,725.00	.00
TOTAL PURCHASED SERVICES		.00	.00	1,725.00	.00	-1,725.00	.00
1ST SUBTOTAL-500 SUPPLIES AND MATERIALS							
519 OTHER GENERAL SUPPL		.00	2,919.50	.00	2,919.50	-2,919.50	.00
TOTAL SUPPLIES AND MATERIALS		.00	2,919.50	.00	2,919.50	-2,919.50	.00
TOTAL CLASS OF 2023		.00	2,919.50	1,725.00	2,919.50	-4,644.50	.00
FUND/SCC-2009614 RAIDER ROAST							
1ST SUBTOTAL-500 SUPPLIES AND MATERIALS							
519 OTHER GENERAL SUPPL		.00	145.41	.00	145.41	-145.41	.00
TOTAL SUPPLIES AND MATERIALS		.00	145.41	.00	145.41	-145.41	.00
TOTAL RAIDER ROAST		.00	145.41	.00	145.41	-145.41	.00

POWERSCHOOL
DATE: 10/19/2022
TIME: 08:10:14

SHAKER HEIGHTS CITY SCHOOLS
EXPENDITURE STATUS REPORT

PAGE NUMBER: 15
EXPSTA11

SELECTION CRITERIA: ALL
ACCOUNTING PERIOD: 3/23

SORTED BY: FUND/SCC,1ST SUBTOTAL,ACCOUNT
TOALED ON: FUND/SCC,1ST SUBTOTAL
PAGE BREAKS ON:

FUND/SCC-3009601 H.S. MEN'S ATHLETICS
1ST SUBTOTAL-100 PERSONAL SERVICES

ACCOUNT	- - - - - TITLE - - - - -	BUDGET	PERIOD EXPENDITURES	ENCUMBRANCES OUTSTANDING	YEAR TO DATE EXP	AVAILABLE BALANCE	YTD/ BUD
FUND/SCC-3009601	H.S. MEN'S ATHLETICS						
143	SUPPLEMENTAL	.00	1,250.00	.00	1,250.00	-1,250.00	.00
	TOTAL PERSONAL SERVICES	.00	1,250.00	.00	1,250.00	-1,250.00	.00
1ST SUBTOTAL-200	EMPLOYEE RETIREMNT & INS.						
221	SERS-EMPLOYER'S SHA	.00	213.35	.00	213.35	-213.35	.00
222	SERS-EMPLOYER'S SHA	.00	11.00	.00	11.00	-11.00	.00
223	SOCIAL SECURITY	.00	17.61	.00	17.61	-17.61	.00
	TOTAL EMPLOYEE RETIREMNT & IN	.00	241.96	.00	241.96	-241.96	.00
1ST SUBTOTAL-400	PURCHASED SERVICES						
419	OTHER PROF. & TECH.	.00	3,688.82	25,230.00	8,756.32	-33,986.32	.00
433	NONCERTIFIED TRAVEL	48.21	.00	.00	45.00	3.21	93.34
439	OTHER TRAV./MEET EX	.00	.00	.00	1,341.50	-1,341.50	.00
483	TRANSP. FROM OTHER	.00	.00	22,225.00	2,775.00	-25,000.00	.00
	TOTAL PURCHASED SERVICES	48.21	3,688.82	47,455.00	12,917.82	-60,324.61	125228.83
1ST SUBTOTAL-500	SUPPLIES AND MATERIALS						
516	SOFTWARE MATERIALS	.00	29.94	.00	29.94	-29.94	.00
519	OTHER GENERAL SUPPL	560.00	13,081.57	12,841.59	45,790.08	-58,071.67	10469.94
560	FOOD & MATERIALS	.00	274.91	.00	263.91	-263.91	.00
	TOTAL SUPPLIES AND MATERIALS	560.00	13,386.42	12,841.59	46,083.93	-58,365.52	10522.41
1ST SUBTOTAL-600	CAPITAL OUTLAY						
640	EQUIPMENT	1,498.00	.00	1,498.00	495.00	-495.00	133.04
	TOTAL CAPITAL OUTLAY	1,498.00	.00	1,498.00	495.00	-495.00	133.04
1ST SUBTOTAL-800	OTHER OBJECTS						
849	OTHER DUES AND FEES	.00	4,200.00	1,600.00	18,773.17	-20,373.17	.00
880	AWARDS AND PRIZES	.00	1,083.75	91.73	1,571.25	-1,662.98	.00
	TOTAL OTHER OBJECTS	.00	5,283.75	1,691.73	20,344.42	-22,036.15	.00
	TOTAL H.S. MEN'S ATHLETICS	2,106.21	23,850.95	63,486.32	81,333.13	-142,713.24	6875.83
FUND/SCC-3009602	M.S. ATHLETICS						
1ST SUBTOTAL-400	PURCHASED SERVICES						
419	OTHER PROF. & TECH.	.00	.00	200.00	.00	-200.00	.00
433	NONCERTIFIED TRAVEL	.00	.00	9.90	.00	-9.90	.00
434	NONCERTIFIED MEETIN	.00	.00	22.00	.00	-22.00	.00
	TOTAL PURCHASED SERVICES	.00	.00	231.90	.00	-231.90	.00
1ST SUBTOTAL-500	SUPPLIES AND MATERIALS						
519	OTHER GENERAL SUPPL	.00	2,655.17	24,378.75	4,362.48	-28,741.23	.00
	TOTAL SUPPLIES AND MATERIALS	.00	2,655.17	24,378.75	4,362.48	-28,741.23	.00
1ST SUBTOTAL-800	OTHER OBJECTS						

POWERSCHOOL
DATE: 10/19/2022
TIME: 08:10:14

SHAKER HEIGHTS CITY SCHOOLS
EXPENDITURE STATUS REPORT

PAGE NUMBER: 16
EXPSTA11

SELECTION CRITERIA: ALL
ACCOUNTING PERIOD: 3/23

SORTED BY: FUND/SCC,1ST SUBTOTAL,ACCOUNT
TOTALED ON: FUND/SCC,1ST SUBTOTAL
PAGE BREAKS ON:

FUND/SCC-3009602 M.S. ATHLETICS
1ST SUBTOTAL-800 OTHER OBJECTS

ACCOUNT	- - - - - TITLE - - - - -	BUDGET	PERIOD EXPENDITURES	ENCUMBRANCES OUTSTANDING	YEAR TO DATE EXP	AVAILABLE BALANCE	YTD/ BUD
849	OTHER DUES AND FEES	.00	.00	.00	150.00	-150.00	.00
	TOTAL OTHER OBJECTS	.00	.00	.00	150.00	-150.00	.00
	TOTAL M.S. ATHLETICS	.00	2,655.17	24,610.65	4,512.48	-29,123.13	.00
FUND/SCC-3009603 H.S. WOMEN'S ATHLETICS							
1ST SUBTOTAL-100 PERSONAL SERVICES							
143	SUPPLEMENTAL	.00	430.00	.00	430.00	-430.00	.00
	TOTAL PERSONAL SERVICES	.00	430.00	.00	430.00	-430.00	.00
1ST SUBTOTAL-200 EMPLOYEE RETIREMNT & INS.							
221	SERS-EMPLOYER'S SHA	.00	68.07	.00	68.07	-68.07	.00
222	SERS-EMPLOYER'S SHA	.00	4.40	.00	4.40	-4.40	.00
223	SOCIAL SECURITY	.00	6.07	.00	6.07	-6.07	.00
	TOTAL EMPLOYEE RETIREMNT & IN	.00	78.54	.00	78.54	-78.54	.00
1ST SUBTOTAL-400 PURCHASED SERVICES							
419	OTHER PROF. & TECH.	.00	3,148.82	27,110.00	7,616.32	-34,726.32	.00
439	OTHER TRAV./MEET EX	.00	.00	.00	1,341.50	-1,341.50	.00
483	TRANSP. FROM OTHER	.00	1,780.00	20,235.00	4,765.00	-25,000.00	.00
	TOTAL PURCHASED SERVICES	.00	4,928.82	47,345.00	13,722.82	-61,067.82	.00
1ST SUBTOTAL-500 SUPPLIES AND MATERIALS							
516	SOFTWARE MATERIALS	.00	29.94	.00	29.94	-29.94	.00
519	OTHER GENERAL SUPPL	560.00	2,541.96	1,224.08	21,965.80	-22,629.88	4141.05
560	FOOD & MATERIALS	.00	178.42	.00	1,008.17	-1,008.17	.00
	TOTAL SUPPLIES AND MATERIALS	560.00	2,750.32	1,224.08	23,003.91	-23,667.99	4326.43
1ST SUBTOTAL-600 CAPITAL OUTLAY							
640	EQUIPMENT	1,712.80	1,840.00	1,712.80	1,840.00	-1,840.00	207.43
	TOTAL CAPITAL OUTLAY	1,712.80	1,840.00	1,712.80	1,840.00	-1,840.00	207.43
1ST SUBTOTAL-800 OTHER OBJECTS							
849	OTHER DUES AND FEES	.00	2,871.28	425.00	11,962.78	-12,387.78	.00
880	AWARDS AND PRIZES	.00	2,232.57	.00	2,720.07	-2,720.07	.00
	TOTAL OTHER OBJECTS	.00	5,103.85	425.00	14,682.85	-15,107.85	.00
	TOTAL H.S. WOMEN'S ATHLETICS	2,272.80	15,131.53	50,706.88	53,758.12	-102,192.20	4596.31
FUND/SCC-3009608 GIRLS VOLLEYBALL FUND							
1ST SUBTOTAL-500 SUPPLIES AND MATERIALS							
519	OTHER GENERAL SUPPL	.00	.00	.00	2,160.00	-2,160.00	.00
	TOTAL SUPPLIES AND MATERIALS	.00	.00	.00	2,160.00	-2,160.00	.00
	TOTAL GIRLS VOLLEYBALL FUND	.00	.00	.00	2,160.00	-2,160.00	.00

POWERSCHOOL
DATE: 10/19/2022
TIME: 08:10:14

SHAKER HEIGHTS CITY SCHOOLS
EXPENDITURE STATUS REPORT

PAGE NUMBER: 17
EXPSTA11

SELECTION CRITERIA: ALL
ACCOUNTING PERIOD: 3/23

SORTED BY: FUND/SCC,1ST SUBTOTAL,ACCOUNT
TOTALLED ON: FUND/SCC,1ST SUBTOTAL
PAGE BREAKS ON:

FUND/SCC-3009612 HOCKEY TEAM
1ST SUBTOTAL-400 PURCHASED SERVICES

ACCOUNT	- - - - TITLE - - - -	BUDGET	PERIOD EXPENDITURES	ENCUMBRANCES OUTSTANDING	YEAR TO DATE EXP	AVAILABLE BALANCE	YTD/ BUD
FUND/SCC-3009612 HOCKEY TEAM							
419	OTHER PROF. & TECH.	.00	60.00	.00	60.00	-60.00	.00
	TOTAL PURCHASED SERVICES	.00	60.00	.00	60.00	-60.00	.00
	TOTAL HOCKEY TEAM	.00	60.00	.00	60.00	-60.00	.00
FUND/SCC-3009614 BASKETBALL FUNDRAISER							
1ST SUBTOTAL-400 PURCHASED SERVICES							
419	OTHER PROF. & TECH.	.00	844.70	.00	844.70	-844.70	.00
	TOTAL PURCHASED SERVICES	.00	844.70	.00	844.70	-844.70	.00
1ST SUBTOTAL-500 SUPPLIES AND MATERIALS							
519	OTHER GENERAL SUPPL	.00	1,600.00	.00	1,933.08	-1,933.08	.00
	TOTAL SUPPLIES AND MATERIALS	.00	1,600.00	.00	1,933.08	-1,933.08	.00
	TOTAL BASKETBALL FUNDRAISER	.00	2,444.70	.00	2,777.78	-2,777.78	.00
FUND/SCC-3009616 BASEBALL FUNDRAISER							
1ST SUBTOTAL-500 SUPPLIES AND MATERIALS							
519	OTHER GENERAL SUPPL	.00	239.90	.00	239.90	-239.90	.00
	TOTAL SUPPLIES AND MATERIALS	.00	239.90	.00	239.90	-239.90	.00
	TOTAL BASEBALL FUNDRAISER	.00	239.90	.00	239.90	-239.90	.00
FUND/SCC-3009620 GIRLS CROSS COUNTRY FUND							
1ST SUBTOTAL-400 PURCHASED SERVICES							
439	OTHER TRAV./MEET EX	.00	.00	.00	9,162.00	-9,162.00	.00
	TOTAL PURCHASED SERVICES	.00	.00	.00	9,162.00	-9,162.00	.00
1ST SUBTOTAL-500 SUPPLIES AND MATERIALS							
519	OTHER GENERAL SUPPL	.00	312.50	156.00	696.50	-852.50	.00
	TOTAL SUPPLIES AND MATERIALS	.00	312.50	156.00	696.50	-852.50	.00
	TOTAL GIRLS CROSS COUNTRY FUN	.00	312.50	156.00	9,858.50	-10,014.50	.00
FUND/SCC-3009622 BOYS SOCCER FUNDRAISER							
1ST SUBTOTAL-400 PURCHASED SERVICES							
425	RENTALS	.00	100.00	.00	100.00	-100.00	.00
	TOTAL PURCHASED SERVICES	.00	100.00	.00	100.00	-100.00	.00
1ST SUBTOTAL-500 SUPPLIES AND MATERIALS							
519	OTHER GENERAL SUPPL	.00	45.00	.00	45.00	-45.00	.00
	TOTAL SUPPLIES AND MATERIALS	.00	45.00	.00	45.00	-45.00	.00
	TOTAL BOYS SOCCER FUNDRAISER	.00	145.00	.00	145.00	-145.00	.00

POWERSCHOOL
DATE: 10/19/2022
TIME: 08:10:14

SHAKER HEIGHTS CITY SCHOOLS
EXPENDITURE STATUS REPORT

PAGE NUMBER: 18
EXPSTA11

SELECTION CRITERIA: ALL
ACCOUNTING PERIOD: 3/23

SORTED BY: FUND/SCC,1ST SUBTOTAL,ACCOUNT
TOTALLED ON: FUND/SCC,1ST SUBTOTAL
PAGE BREAKS ON:

FUND/SCC-4019202 ST DOMINIC FY22
1ST SUBTOTAL-100 PERSONAL SERVICES

ACCOUNT	TITLE	BUDGET	PERIOD EXPENDITURES	ENCUMBRANCES OUTSTANDING	YEAR TO DATE EXP	AVAILABLE BALANCE	YTD/ BUD
FUND/SCC-4019202	ST DOMINIC FY22						
111	REGULAR	.00	546.44	.00	6,548.80	-6,548.80	.00
141	REGULAR	.00	1,629.51	.00	8,150.19	-8,150.19	.00
	TOTAL PERSONAL SERVICES	.00	2,175.95	.00	14,698.99	-14,698.99	.00
1ST SUBTOTAL-200	EMPLOYEE RETIREMNT & INS.						
211	STRS-EMPLOYER'S SHA	.00	210.08	.00	1,050.40	-1,050.40	.00
213	SOCIAL SECURITY	.00	15.79	.00	78.95	-78.95	.00
221	SERS-EMPLOYER'S SHA	.00	255.83	.00	1,279.59	-1,279.59	.00
223	SOCIAL SECURITY	.00	21.26	.00	106.34	-106.34	.00
241	MEDICAL/HOSPITALIZA	.00	450.17	.00	2,250.85	-2,250.85	.00
242	LIFE INSURANCE	.00	2.18	.00	10.90	-10.90	.00
243	DENTAL INSURANCE	.00	32.90	.00	164.50	-164.50	.00
249	CERTIFIED OTHER INS	.00	111.76	.00	558.80	-558.80	.00
251	MEDICAL/HOSPITALIZA	.00	669.62	.00	3,348.10	-3,348.10	.00
252	LIFE INSURANCE	.00	3.20	.00	16.00	-16.00	.00
253	DENTAL INSURANCE	.00	48.94	.00	244.70	-244.70	.00
259	NONCERTIFIED INS BE	.00	166.25	.00	831.25	-831.25	.00
	TOTAL EMPLOYEE RETIREMNT & IN	.00	1,987.98	.00	9,940.38	-9,940.38	.00
	TOTAL ST DOMINIC FY22	.00	4,163.93	.00	24,639.37	-24,639.37	.00
FUND/SCC-4019303	ST DOMINIC FY 23						
1ST SUBTOTAL-100	PERSONAL SERVICES						
111	REGULAR	.00	2,509.32	.00	2,509.32	-2,509.32	.00
141	REGULAR	.00	1,145.58	.00	1,145.58	-1,145.58	.00
	TOTAL PERSONAL SERVICES	.00	3,654.90	.00	3,654.90	-3,654.90	.00
1ST SUBTOTAL-200	EMPLOYEE RETIREMNT & INS.						
211	STRS-EMPLOYER'S SHA	.00	217.72	.00	217.72	-217.72	.00
213	SOCIAL SECURITY	.00	16.58	.00	16.58	-16.58	.00
221	SERS-EMPLOYER'S SHA	.00	179.86	.00	179.86	-179.86	.00
223	SOCIAL SECURITY	.00	14.25	.00	14.25	-14.25	.00
241	MEDICAL/HOSPITALIZA	.00	450.17	.00	450.17	-450.17	.00
242	LIFE INSURANCE	.00	2.18	.00	2.18	-2.18	.00
243	DENTAL INSURANCE	.00	32.90	.00	32.90	-32.90	.00
249	CERTIFIED OTHER INS	.00	111.76	.00	111.76	-111.76	.00
251	MEDICAL/HOSPITALIZA	.00	669.62	.00	669.62	-669.62	.00
252	LIFE INSURANCE	.00	3.20	.00	3.20	-3.20	.00
253	DENTAL INSURANCE	.00	48.94	.00	48.94	-48.94	.00
259	NONCERTIFIED INS BE	.00	166.25	.00	166.25	-166.25	.00
	TOTAL EMPLOYEE RETIREMNT & IN	.00	1,913.43	.00	1,913.43	-1,913.43	.00
1ST SUBTOTAL-400	PURCHASED SERVICES						
419	OTHER PROF. & TECH.	.00	.00	44,325.00	70.00	-44,395.00	.00
	TOTAL PURCHASED SERVICES	.00	.00	44,325.00	70.00	-44,395.00	.00

POWERSCHOOL
DATE: 10/19/2022
TIME: 08:10:14

SHAKER HEIGHTS CITY SCHOOLS
EXPENDITURE STATUS REPORT

PAGE NUMBER: 19
EXPSTA11

SELECTION CRITERIA: ALL
ACCOUNTING PERIOD: 3/23

SORTED BY: FUND/SCC,1ST SUBTOTAL,ACCOUNT
TOALED ON: FUND/SCC,1ST SUBTOTAL
PAGE BREAKS ON:

FUND/SCC-4019303 ST DOMINIC FY 23
1ST SUBTOTAL-400 PURCHASED SERVICES

ACCOUNT	TITLE	BUDGET	PERIOD EXPENDITURES	ENCUMBRANCES OUTSTANDING	YEAR TO DATE EXP	AVAILABLE BALANCE	YTD/ BUD
1ST SUBTOTAL-500	SUPPLIES AND MATERIALS						
511	CLASSROOM SUPPLIES	.00	1,648.32	82.99	4,211.30	-4,294.29	.00
514	HEALTH & HYGIENE SU	.00	467.84	.00	467.84	-467.84	.00
516	SOFTWARE MATERIALS	.00	1,049.00	.00	1,768.99	-1,768.99	.00
521	NEW TEXTBOOKS	.00	.00	1,974.38	17,991.00	-19,965.38	.00
542	PERIODICALS	.00	.00	.00	1,364.83	-1,364.83	.00
	TOTAL SUPPLIES AND MATERIALS	.00	3,165.16	2,057.37	25,803.96	-27,861.33	.00
	TOTAL ST DOMINIC FY 23	.00	8,733.49	46,382.37	31,442.29	-77,824.66	.00
FUND/SCC-4999022	PARENT MENTOR GRANT FY22						
1ST SUBTOTAL-100	PERSONAL SERVICES						
141	REGULAR	.00	830.13	.00	4,271.81	-4,271.81	.00
	TOTAL PERSONAL SERVICES	.00	830.13	.00	4,271.81	-4,271.81	.00
1ST SUBTOTAL-200	EMPLOYEE RETIREMNT & INS.						
213	SOCIAL SECURITY	.00	.00	.00	-9.36	9.36	.00
223	SOCIAL SECURITY	.00	.00	.00	9.36	-9.36	.00
	TOTAL EMPLOYEE RETIREMNT & IN	.00	.00	.00	.00	.00	.00
	TOTAL PARENT MENTOR GRANT FY2	.00	830.13	.00	4,271.81	-4,271.81	.00
FUND/SCC-4999801	DIESEL MITIGATION FY21						
1ST SUBTOTAL-600	CAPITAL OUTLAY						
660	SCHOOL BUSES	50,000.00	.00	50,000.00	.00	.00	100.00
	TOTAL CAPITAL OUTLAY	50,000.00	.00	50,000.00	.00	.00	100.00
	TOTAL DIESEL MITIGATION FY21	50,000.00	.00	50,000.00	.00	.00	100.00
FUND/SCC-5079022	ESSER II						
1ST SUBTOTAL-400	PURCHASED SERVICES						
419	OTHER PROF. & TECH.	37,944.00	.00	.00	37,944.00	.00	100.00
	TOTAL PURCHASED SERVICES	37,944.00	.00	.00	37,944.00	.00	100.00
1ST SUBTOTAL-500	SUPPLIES AND MATERIALS						
511	CLASSROOM SUPPLIES	.00	.00	.00	783.92	-783.92	.00
	TOTAL SUPPLIES AND MATERIALS	.00	.00	.00	783.92	-783.92	.00
	TOTAL ESSER II	37,944.00	.00	.00	38,727.92	-783.92	102.07
FUND/SCC-5079023	ARP ESSER						
1ST SUBTOTAL-100	PERSONAL SERVICES						
111	REGULAR	.00	93,245.05	.00	256,023.59	-256,023.59	.00
112	TEMPORARY	.00	24,500.00	.00	50,442.00	-50,442.00	.00
119	OTHER CERTIFIED SAL	.00	3,748.27	.00	132,609.06	-132,609.06	.00

POWERSCHOOL
DATE: 10/19/2022
TIME: 08:10:14

SHAKER HEIGHTS CITY SCHOOLS
EXPENDITURE STATUS REPORT

PAGE NUMBER: 20
EXPSTA11

SELECTION CRITERIA: ALL
ACCOUNTING PERIOD: 3/23

SORTED BY: FUND/SCC,1ST SUBTOTAL,ACCOUNT
TOTALLED ON: FUND/SCC,1ST SUBTOTAL
PAGE BREAKS ON:

FUND/SCC-5079023 ARP ESSER
1ST SUBTOTAL-100 PERSONAL SERVICES

ACCOUNT	TITLE	BUDGET	PERIOD EXPENDITURES	ENCUMBRANCES OUTSTANDING	YEAR TO DATE EXP	AVAILABLE BALANCE	YTD/ BUD
121	SICK LEAVE	.00	949.30	.00	1,295.78	-1,295.78	.00
122	PERSONAL LEAVE	.00	374.72	.00	1,666.66	-1,666.66	.00
125	PROFESSIONAL LEAVE	.00	.00	.00	1,899.84	-1,899.84	.00
149	OTHER NONCERTIFIED	.00	149.60	.00	37,726.57	-37,726.57	.00
	TOTAL PERSONAL SERVICES	.00	122,966.94	.00	481,663.50	-481,663.50	.00
1ST SUBTOTAL-200	EMPLOYEE RETIREMNT & INS.						
211	STRS-EMPLOYER'S SHA	.00	17,194.41	.00	62,150.95	-62,150.95	.00
213	SOCIAL SECURITY	.00	1,735.12	.00	6,282.87	-6,282.87	.00
221	SERS-EMPLOYER'S SHA	.00	23.49	.00	5,717.45	-5,717.45	.00
223	SOCIAL SECURITY	.00	1.90	.00	537.74	-537.74	.00
241	MEDICAL/HOSPITALIZA	.00	12,606.08	.00	33,528.96	-33,528.96	.00
242	LIFE INSURANCE	.00	89.60	.00	256.00	-256.00	.00
243	DENTAL INSURANCE	.00	972.18	.00	2,596.86	-2,596.86	.00
249	CERTIFIED OTHER INS	.00	3,125.04	.00	8,307.88	-8,307.88	.00
	TOTAL EMPLOYEE RETIREMNT & IN	.00	35,747.82	.00	119,378.71	-119,378.71	.00
1ST SUBTOTAL-400	PURCHASED SERVICES						
419	OTHER PROF. & TECH.	.00	21,750.00	20,049.00	21,750.00	-41,799.00	.00
	TOTAL PURCHASED SERVICES	.00	21,750.00	20,049.00	21,750.00	-41,799.00	.00
1ST SUBTOTAL-500	SUPPLIES AND MATERIALS						
519	OTHER GENERAL SUPPL	87,195.47	31,625.00	34,820.47	54,152.87	-1,777.87	102.04
	TOTAL SUPPLIES AND MATERIALS	87,195.47	31,625.00	34,820.47	54,152.87	-1,777.87	102.04
	TOTAL ARP ESSER	87,195.47	212,089.76	54,869.47	676,945.08	-644,619.08	839.28
FUND/SCC-5169216	IDEA B FY22						
1ST SUBTOTAL-100	PERSONAL SERVICES						
111	REGULAR	.00	-3,933.10	.00	14,299.82	-14,299.82	.00
121	SICK LEAVE	.00	.00	.00	310.40	-310.40	.00
141	REGULAR	.00	95,145.24	.00	193,267.55	-193,267.55	.00
151	SICK LEAVE	.00	.00	.00	1,610.34	-1,610.34	.00
152	PERSONAL LEAVE	.00	.00	.00	999.68	-999.68	.00
155	PROFESSIONAL LEAVE	.00	.00	.00	155.20	-155.20	.00
	TOTAL PERSONAL SERVICES	.00	91,212.14	.00	210,642.99	-210,642.99	.00
1ST SUBTOTAL-200	EMPLOYEE RETIREMNT & INS.						
211	STRS-EMPLOYER'S SHA	.00	-7.65	.00	2,544.95	-2,544.95	.00
213	SOCIAL SECURITY	.00	15.71	.00	308.56	-308.56	.00
221	SERS-EMPLOYER'S SHA	.00	14,957.53	.00	30,845.67	-30,845.67	.00
223	SOCIAL SECURITY	.00	1,269.21	.00	2,594.58	-2,594.58	.00
241	MEDICAL/HOSPITALIZA	.00	662.02	.00	3,310.10	-3,310.10	.00
242	LIFE INSURANCE	.00	3.20	.00	16.00	-16.00	.00
243	DENTAL INSURANCE	.00	48.39	.00	241.95	-241.95	.00
249	CERTIFIED OTHER INS	.00	164.36	.00	821.80	-821.80	.00

POWERSCHOOL
DATE: 10/19/2022
TIME: 08:10:14

SHAKER HEIGHTS CITY SCHOOLS
EXPENDITURE STATUS REPORT

PAGE NUMBER: 21
EXPSTA11

SELECTION CRITERIA: ALL
ACCOUNTING PERIOD: 3/23

SORTED BY: FUND/SCC,1ST SUBTOTAL,ACCOUNT
TOTALLED ON: FUND/SCC,1ST SUBTOTAL
PAGE BREAKS ON:

FUND/SCC-5169216 IDEA B FY22
1ST SUBTOTAL-200 EMPLOYEE RETIREMNT & INS.

ACCOUNT	- - - - TITLE - - - -	BUDGET	PERIOD EXPENDITURES	ENCUMBRANCES OUTSTANDING	YEAR TO DATE EXP	AVAILABLE BALANCE	YTD/ BUD
251	MEDICAL/HOSPITALIZA	.00	30,932.55	.00	71,222.15	-71,222.15	.00
252	LIFE INSURANCE	.00	259.20	.00	528.00	-528.00	.00
253	DENTAL INSURANCE	.00	2,618.13	.00	5,512.85	-5,512.85	.00
259	NONCERTIFIED INS BE	.00	7,595.93	.00	17,165.25	-17,165.25	.00
	TOTAL EMPLOYEE RETIREMNT & IN	.00	58,518.58	.00	135,111.86	-135,111.86	.00

1ST SUBTOTAL-400 PURCHASED SERVICES							
419	OTHER PROF. & TECH.	350.00	.00	.00	350.00	.00	100.00
	TOTAL PURCHASED SERVICES	350.00	.00	.00	350.00	.00	100.00
	TOTAL IDEA B FY22	350.00	149,730.72	.00	346,104.85	-345,754.85	98887.10

FUND/SCC-5169316 IDEA B FY23

1ST SUBTOTAL-100 PERSONAL SERVICES							
111	REGULAR	.00	4,342.93	.00	4,342.93	-4,342.93	.00
121	SICK LEAVE	.00	650.53	.00	650.53	-650.53	.00
141	REGULAR	.00	23,350.28	.00	23,350.28	-23,350.28	.00
151	SICK LEAVE	.00	163.28	.00	163.28	-163.28	.00
	TOTAL PERSONAL SERVICES	.00	28,507.02	.00	28,507.02	-28,507.02	.00

1ST SUBTOTAL-200 EMPLOYEE RETIREMNT & INS.

211	STRS-EMPLOYER'S SHA	.00	628.39	.00	628.39	-628.39	.00
213	SOCIAL SECURITY	.00	63.19	.00	63.19	-63.19	.00
221	SERS-EMPLOYER'S SHA	.00	3,770.91	.00	3,770.91	-3,770.91	.00
223	SOCIAL SECURITY	.00	324.65	.00	324.65	-324.65	.00
241	MEDICAL/HOSPITALIZA	.00	662.02	.00	662.02	-662.02	.00
242	LIFE INSURANCE	.00	3.20	.00	3.20	-3.20	.00
243	DENTAL INSURANCE	.00	48.39	.00	48.39	-48.39	.00
249	CERTIFIED OTHER INS	.00	164.36	.00	164.36	-164.36	.00
251	MEDICAL/HOSPITALIZA	.00	9,148.16	.00	9,148.16	-9,148.16	.00
252	LIFE INSURANCE	.00	60.80	.00	60.80	-60.80	.00
253	DENTAL INSURANCE	.00	657.69	.00	657.69	-657.69	.00
259	NONCERTIFIED INS BE	.00	2,163.46	.00	2,163.46	-2,163.46	.00
	TOTAL EMPLOYEE RETIREMNT & IN	.00	17,695.22	.00	17,695.22	-17,695.22	.00

1ST SUBTOTAL-400 PURCHASED SERVICES

419	OTHER PROF. & TECH.	.00	.00	10,000.00	.00	-10,000.00	.00
	TOTAL PURCHASED SERVICES	.00	.00	10,000.00	.00	-10,000.00	.00
	TOTAL IDEA B FY23	.00	46,202.24	10,000.00	46,202.24	-56,202.24	.00

FUND/SCC-5519251 TITLE III LEP FY22

1ST SUBTOTAL-100 PERSONAL SERVICES							
111	REGULAR	.00	536.85	.00	2,028.06	-2,028.06	.00
121	SICK LEAVE	.00	.00	.00	456.19	-456.19	.00
	TOTAL PERSONAL SERVICES	.00	536.85	.00	2,484.25	-2,484.25	.00

POWERSCHOOL
DATE: 10/19/2022
TIME: 08:10:14

SHAKER HEIGHTS CITY SCHOOLS
EXPENDITURE STATUS REPORT

PAGE NUMBER: 22
EXPSTA11

SELECTION CRITERIA: ALL
ACCOUNTING PERIOD: 3/23

SORTED BY: FUND/SCC,1ST SUBTOTAL,ACCOUNT
TOTALLED ON: FUND/SCC,1ST SUBTOTAL
PAGE BREAKS ON:

FUND/SCC-5519251 TITLE III LEP FY22
1ST SUBTOTAL-100 PERSONAL SERVICES

ACCOUNT	- - - - TITLE - - - -	BUDGET	PERIOD EXPENDITURES	ENCUMBRANCES OUTSTANDING	YEAR TO DATE EXP	AVAILABLE BALANCE	YTD/ BUD
TOTAL TITLE III LEP FY22		.00	536.85	.00	2,484.25	-2,484.25	.00
FUND/SCC-5519351 TITLE III LEP FY23							
1ST SUBTOTAL-100 PERSONAL SERVICES							
111	REGULAR	.00	417.31	.00	417.31	-417.31	.00
TOTAL PERSONAL SERVICES		.00	417.31	.00	417.31	-417.31	.00
TOTAL TITLE III LEP FY23		.00	417.31	.00	417.31	-417.31	.00
FUND/SCC-5729272 TITLE I FY22							
1ST SUBTOTAL-100 PERSONAL SERVICES							
111	REGULAR	.00	.00	.00	26,825.37	-26,825.37	.00
121	SICK LEAVE	.00	.00	.00	678.50	-678.50	.00
122	PERSONAL LEAVE	.00	.00	.00	2,252.02	-2,252.02	.00
141	REGULAR	.00	.00	.00	6,692.52	-6,692.52	.00
TOTAL PERSONAL SERVICES		.00	.00	.00	36,448.41	-36,448.41	.00
1ST SUBTOTAL-200 EMPLOYEE RETIREMNT & INS.							
213	SOCIAL SECURITY	.00	-45.90	.00	-92.04	92.04	.00
223	SOCIAL SECURITY	.00	45.90	.00	92.04	-92.04	.00
TOTAL EMPLOYEE RETIREMNT & IN		.00	.00	.00	.00	.00	.00
TOTAL TITLE I FY22		.00	.00	.00	36,448.41	-36,448.41	.00
FUND/SCC-5729322 EOEC FY 22							
1ST SUBTOTAL-100 PERSONAL SERVICES							
111	REGULAR	.00	917.53	.00	4,200.76	-4,200.76	.00
122	PERSONAL LEAVE	.00	.00	.00	386.89	-386.89	.00
TOTAL PERSONAL SERVICES		.00	917.53	.00	4,587.65	-4,587.65	.00
1ST SUBTOTAL-200 EMPLOYEE RETIREMNT & INS.							
211	STRS-EMPLOYER'S SHA	.00	128.46	.00	642.30	-642.30	.00
213	SOCIAL SECURITY	.00	13.09	.00	65.45	-65.45	.00
241	MEDICAL/HOSPITALIZA	.00	75.52	.00	377.60	-377.60	.00
242	LIFE INSURANCE	.00	.96	.00	4.80	-4.80	.00
243	DENTAL INSURANCE	.00	5.06	.00	25.30	-25.30	.00
249	CERTIFIED OTHER INS	.00	18.57	.00	92.85	-92.85	.00
TOTAL EMPLOYEE RETIREMNT & IN		.00	241.66	.00	1,208.30	-1,208.30	.00
TOTAL EOEC FY 22		.00	1,159.19	.00	5,795.95	-5,795.95	.00
FUND/SCC-5729372 TITLE I FY23							
1ST SUBTOTAL-100 PERSONAL SERVICES							
111	REGULAR	.00	42,026.22	.00	42,026.22	-42,026.22	.00
121	SICK LEAVE	.00	741.71	.00	741.71	-741.71	.00

POWERSCHOOL
DATE: 10/19/2022
TIME: 08:10:14

SHAKER HEIGHTS CITY SCHOOLS
EXPENDITURE STATUS REPORT

PAGE NUMBER: 23
EXPSTA11

SELECTION CRITERIA: ALL
ACCOUNTING PERIOD: 3/23

SORTED BY: FUND/SCC,1ST SUBTOTAL,ACCOUNT
TOTALLED ON: FUND/SCC,1ST SUBTOTAL
PAGE BREAKS ON:

FUND/SCC-5729372 TITLE I FY23
1ST SUBTOTAL-100 PERSONAL SERVICES

ACCOUNT	- - - - TITLE - - - -	BUDGET	PERIOD EXPENDITURES	ENCUMBRANCES OUTSTANDING	YEAR TO DATE EXP	AVAILABLE BALANCE	YTD/ BUD
122	PERSONAL LEAVE	.00	829.74	.00	829.74	-829.74	.00
141	REGULAR	.00	1,756.41	.00	1,756.41	-1,756.41	.00
	TOTAL PERSONAL SERVICES	.00	45,354.08	.00	45,354.08	-45,354.08	.00
1ST SUBTOTAL-200	EMPLOYEE RETIREMNT & INS.						
211	STRS-EMPLOYER'S SHA	.00	6,103.66	.00	6,103.66	-6,103.66	.00
213	SOCIAL SECURITY	.00	608.88	.00	608.88	-608.88	.00
221	SERS-EMPLOYER'S SHA	.00	275.76	.00	275.76	-275.76	.00
223	SOCIAL SECURITY	.00	24.75	.00	24.75	-24.75	.00
241	MEDICAL/HOSPITALIZA	.00	7,533.94	.00	7,533.94	-7,533.94	.00
242	LIFE INSURANCE	.00	41.65	.00	41.65	-41.65	.00
243	DENTAL INSURANCE	.00	549.15	.00	549.15	-549.15	.00
249	CERTIFIED OTHER INS	.00	1,705.51	.00	1,705.51	-1,705.51	.00
251	MEDICAL/HOSPITALIZA	.00	251.72	.00	251.72	-251.72	.00
252	LIFE INSURANCE	.00	3.20	.00	3.20	-3.20	.00
253	DENTAL INSURANCE	.00	16.86	.00	16.86	-16.86	.00
259	NONCERTIFIED INS BE	.00	61.91	.00	61.91	-61.91	.00
	TOTAL EMPLOYEE RETIREMNT & IN	.00	17,176.99	.00	17,176.99	-17,176.99	.00
	TOTAL TITLE I FY23	.00	62,531.07	.00	62,531.07	-62,531.07	.00
FUND/SCC-5879287	PRE-K SPEC ED GRANT FY22						
1ST SUBTOTAL-100	PERSONAL SERVICES						
141	REGULAR	.00	473.47	.00	2,367.35	-2,367.35	.00
	TOTAL PERSONAL SERVICES	.00	473.47	.00	2,367.35	-2,367.35	.00
1ST SUBTOTAL-200	EMPLOYEE RETIREMNT & INS.						
213	SOCIAL SECURITY	.00	-6.26	.00	-12.51	12.51	.00
223	SOCIAL SECURITY	.00	6.26	.00	12.51	-12.51	.00
	TOTAL EMPLOYEE RETIREMNT & IN	.00	.00	.00	.00	.00	.00
	TOTAL PRE-K SPEC ED GRANT FY2	.00	473.47	.00	2,367.35	-2,367.35	.00
FUND/SCC-5879387	PRE-K SPEC ED GRANT FY23						
1ST SUBTOTAL-100	PERSONAL SERVICES						
141	REGULAR	.00	511.18	.00	511.18	-511.18	.00
	TOTAL PERSONAL SERVICES	.00	511.18	.00	511.18	-511.18	.00
1ST SUBTOTAL-200	EMPLOYEE RETIREMNT & INS.						
221	SERS-EMPLOYER'S SHA	.00	80.26	.00	80.26	-80.26	.00
223	SOCIAL SECURITY	.00	6.79	.00	6.79	-6.79	.00
251	MEDICAL/HOSPITALIZA	.00	267.85	.00	267.85	-267.85	.00
252	LIFE INSURANCE	.00	1.28	.00	1.28	-1.28	.00
253	DENTAL INSURANCE	.00	19.58	.00	19.58	-19.58	.00
259	NONCERTIFIED INS BE	.00	66.50	.00	66.50	-66.50	.00
	TOTAL EMPLOYEE RETIREMNT & IN	.00	442.26	.00	442.26	-442.26	.00

POWERSCHOOL
DATE: 10/19/2022
TIME: 08:10:14

SHAKER HEIGHTS CITY SCHOOLS
EXPENDITURE STATUS REPORT

PAGE NUMBER: 24
EXPSTA11

SELECTION CRITERIA: ALL
ACCOUNTING PERIOD: 3/23

SORTED BY: FUND/SCC,1ST SUBTOTAL,ACCOUNT
TOALED ON: FUND/SCC,1ST SUBTOTAL
PAGE BREAKS ON:

FUND/SCC-5879387 PRE-K SPEC ED GRANT FY23
1ST SUBTOTAL-200 EMPLOYEE RETIREMNT & INS.

ACCOUNT	- - - - TITLE - - - -	BUDGET	PERIOD EXPENDITURES	ENCUMBRANCES OUTSTANDING	YEAR TO DATE EXP	AVAILABLE BALANCE	YTD/ BUD
TOTAL PRE-K SPEC ED GRANT FY2		.00	953.44	.00	953.44	-953.44	.00
FUND/SCC-5909190 TITLE II FY21							
1ST SUBTOTAL-400 PURCHASED SERVICES							
432 CERTIFIED MEETING E		.00	.00	5,491.00	.00	-5,491.00	.00
TOTAL PURCHASED SERVICES		.00	.00	5,491.00	.00	-5,491.00	.00
TOTAL TITLE II FY21		.00	.00	5,491.00	.00	-5,491.00	.00
FUND/SCC-5909290 TITLE II FY22							
1ST SUBTOTAL-100 PERSONAL SERVICES							
111 REGULAR		.00	-2,601.39	.00	29,081.32	-29,081.32	.00
121 SICK LEAVE		.00	.00	.00	3,326.27	-3,326.27	.00
122 PERSONAL LEAVE		.00	.00	.00	704.50	-704.50	.00
TOTAL PERSONAL SERVICES		.00	-2,601.39	.00	33,112.09	-33,112.09	.00
1ST SUBTOTAL-400 PURCHASED SERVICES							
432 CERTIFIED MEETING E		1,197.00	.00	.00	1,006.02	190.98	84.05
TOTAL PURCHASED SERVICES		1,197.00	.00	.00	1,006.02	190.98	84.05
TOTAL TITLE II FY22		1,197.00	-2,601.39	.00	34,118.11	-32,921.11	2850.30
FUND/SCC-5909390 TITLE II FY23							
1ST SUBTOTAL-100 PERSONAL SERVICES							
111 REGULAR		.00	3,438.54	.00	3,438.54	-3,438.54	.00
TOTAL PERSONAL SERVICES		.00	3,438.54	.00	3,438.54	-3,438.54	.00
1ST SUBTOTAL-200 EMPLOYEE RETIREMNT & INS.							
211 STRS-EMPLOYER'S SHA		.00	481.40	.00	481.40	-481.40	.00
213 SOCIAL SECURITY		.00	49.19	.00	49.19	-49.19	.00
241 MEDICAL/HOSPITALIZA		.00	251.72	.00	251.72	-251.72	.00
242 LIFE INSURANCE		.00	3.20	.00	3.20	-3.20	.00
243 DENTAL INSURANCE		.00	16.86	.00	16.86	-16.86	.00
249 CERTIFIED OTHER INS		.00	61.91	.00	61.91	-61.91	.00
TOTAL EMPLOYEE RETIREMNT & IN		.00	864.28	.00	864.28	-864.28	.00
1ST SUBTOTAL-400 PURCHASED SERVICES							
432 CERTIFIED MEETING E		.00	.00	800.00	.00	-800.00	.00
TOTAL PURCHASED SERVICES		.00	.00	800.00	.00	-800.00	.00
TOTAL TITLE II FY23		.00	4,302.82	800.00	4,302.82	-5,102.82	.00

POWERSCHOOL
DATE: 10/19/2022
TIME: 08:10:14

SHAKER HEIGHTS CITY SCHOOLS
EXPENDITURE STATUS REPORT

PAGE NUMBER: 25
EXPSTA11

SELECTION CRITERIA: ALL
ACCOUNTING PERIOD: 3/23

SORTED BY: FUND/SCC,1ST SUBTOTAL,ACCOUNT
TOTALLED ON: FUND/SCC,1ST SUBTOTAL
PAGE BREAKS ON:

FUND/SCC-5909390 TITLE II FY23
1ST SUBTOTAL-400 PURCHASED SERVICES

ACCOUNT	- - - - - TITLE - - - - -	BUDGET	PERIOD EXPENDITURES	ENCUMBRANCES OUTSTANDING	YEAR TO DATE EXP	AVAILABLE BALANCE	YTD/ BUD
TOTAL REPORT		108,905,959.22	10,185,215.70	15,730,781.69	31,453,417.86	61,721,759.67	43.33

9. SUMMARY CHECK REGISTER – ALL CHECKS

POWERSCHOOL
DATE: 10/19/2022
TIME: 08:11:27

SHAKER HEIGHTS CITY SCHOOLS
CHECK REGISTER INCLUDING SYSTEM VOIDS

PAGE NUMBER: 1
ACCTPA21
ACCOUNTING PERIOD: 3/23

SELECTION CRITERIA: chkstat.rundate between '20220901' and '20220930'

DISTRIBUTION FUND: 0010000

CHECK NUMBER	ISSUE DATE	VENDOR	STATUS	TOTAL	DESCRIPTION
167103	09/30/2022	VEX ROBOTICS INC	V	-2495.05	VOID MANUAL CHECK
* 167181	09/28/2022	RACHEL WIXEY & ASSOCIATES	V	-4519.43	VOID MANUAL CHECK
* 167545	09/15/2022	REGINALD BARKER	R	160.00	ACCOUNTS PAYABLE CHECK
167546	09/15/2022	COURTNEY PERRY	R	50.00	ACCOUNTS PAYABLE CHECK
167547	09/15/2022	RAE GRANT	R	105.00	ACCOUNTS PAYABLE CHECK
167548	09/15/2022	EDDIE J. HARRIS	R	90.00	ACCOUNTS PAYABLE CHECK
167549	09/15/2022	ILLUMINATING CO.	R	61009.83	ACCOUNTS PAYABLE CHECK
167550	09/15/2022	KEVIN CURTAIN	R	100.00	ACCOUNTS PAYABLE CHECK
167551	09/15/2022	MAAHIY ABDUL-ZAHIR	R	30.00	ACCOUNTS PAYABLE CHECK
167552	09/15/2022	MARY CLARE	R	12.00	ACCOUNTS PAYABLE CHECK
167553	09/15/2022	DOROTHY MOULTHROP	R	60.00	ACCOUNTS PAYABLE CHECK
167554	09/15/2022	DISCOVERY EDUCATION	R	349.00	ACCOUNTS PAYABLE CHECK
167555	09/15/2022	REGIONAL TRANSIT AUTHORITY	R	875.00	ACCOUNTS PAYABLE CHECK
167556	09/15/2022	SCHOOL SPECIALTY INC	R	1648.32	ACCOUNTS PAYABLE CHECK
167557	09/15/2022	SOAR LEARNING INC	R	700.00	ACCOUNTS PAYABLE CHECK
167558	09/15/2022	RON SOMMERS	R	70.00	ACCOUNTS PAYABLE CHECK
167559	09/15/2022	TIFFANY WILLIAMS	R	92.00	ACCOUNTS PAYABLE CHECK
167560	09/15/2022	JOE WILSON	R	105.00	ACCOUNTS PAYABLE CHECK
167561	09/15/2022	NICCOLE YOUNG	R	2151.14	ACCOUNTS PAYABLE CHECK
167562	09/15/2022	PODPOPULI HUDSON LLC	R	1000.00	ACCOUNTS PAYABLE CHECK
167563	09/20/2022	ANALDO MORRIS	R	50.00	ACCOUNTS PAYABLE CHECK
167564	09/20/2022	REGINALD BARKER	R	80.00	ACCOUNTS PAYABLE CHECK
167565	09/20/2022	CLIFTON ELLIS	R	50.00	ACCOUNTS PAYABLE CHECK
167566	09/20/2022	WAN COLLIER	R	60.00	ACCOUNTS PAYABLE CHECK
167567	09/20/2022	EDDIE J. HARRIS	R	50.00	ACCOUNTS PAYABLE CHECK
167568	09/20/2022	ILLUMINATING CO.	R	3157.02	ACCOUNTS PAYABLE CHECK
167569	09/20/2022	JENNIFER MUSGRAVE	R	15.00	ACCOUNTS PAYABLE CHECK
167570	09/20/2022	KEVIN CURTAIN	R	50.00	ACCOUNTS PAYABLE CHECK
167571	09/22/2022	A.W. FARRELL & SON INC	R	2349.05	ACCOUNTS PAYABLE CHECK
167572	09/22/2022	ABEL TRUCK PARTS	R	202.38	ACCOUNTS PAYABLE CHECK
167573	09/22/2022	ACADEMY MUSIC	R	950.00	ACCOUNTS PAYABLE CHECK
167574	09/22/2022	AMAZON.COM	R	1560.81	ACCOUNTS PAYABLE CHECK
167575	09/22/2022	ATHLETIC LAUNDRY CO.	R	1360.44	ACCOUNTS PAYABLE CHECK
167576	09/22/2022	BAILEY COMMUNICATIONS INC	R	2365.94	ACCOUNTS PAYABLE CHECK
167577	09/22/2022	BAKER VEHICLE SYSTEM	R	4467.20	ACCOUNTS PAYABLE CHECK
167578	09/22/2022	BARNES AND NOBLE INC.	R	720.18	ACCOUNTS PAYABLE CHECK
167579	09/22/2022	BLICK ART MATERIALS	R	103.95	ACCOUNTS PAYABLE CHECK
167580	09/22/2022	BRANDON REESE	R	500.00	ACCOUNTS PAYABLE CHECK
167581	09/22/2022	BSN SPORTS-CORPORATE OFFICE	R	630.00	ACCOUNTS PAYABLE CHECK
167582	09/22/2022	BUCKEYE STATE	R	3120.00	ACCOUNTS PAYABLE CHECK
167583	09/22/2022	BURGER'S ACE HARDWARE	R	115.88	ACCOUNTS PAYABLE CHECK
167584	09/22/2022	CENTURY EQUIPMENT INC	R	591.45	ACCOUNTS PAYABLE CHECK
167585	09/22/2022	CERNI MOTORS	R	1239.97	ACCOUNTS PAYABLE CHECK
167586	09/22/2022	CHAGRIN FALLS EXEMPTED VILLAGE SD	R	250.00	ACCOUNTS PAYABLE CHECK
167587	09/22/2022	CINTAS	R	1377.06	ACCOUNTS PAYABLE CHECK
167588	09/22/2022	CLEVELAND STATE - WOLSTEIN CENTER	R	12260.00	ACCOUNTS PAYABLE CHECK
167589	09/22/2022	COLONIAL OIL INDUSTRIES INC	R	27792.31	ACCOUNTS PAYABLE CHECK
167590	09/22/2022	COMFORT SYSTEMS USA (OHIO) INC	R	3862.11	ACCOUNTS PAYABLE CHECK
167591	09/22/2022	COMMERCIAL ROOFING AND COATING SYS	R	16500.00	ACCOUNTS PAYABLE CHECK
167592	09/22/2022	CONTINENTAL FIRE & SECURITY	R	4752.00	ACCOUNTS PAYABLE CHECK
167593	09/22/2022	COPY KING	R	11689.00	ACCOUNTS PAYABLE CHECK
167594	09/22/2022	D & J STRUCTURAL CONTRACTING	R	2404.81	ACCOUNTS PAYABLE CHECK
167595	09/22/2022	NICHOLS PAPER & SUPPLY CO.	R	15390.15	ACCOUNTS PAYABLE CHECK

POWERSCHOOL
DATE: 10/19/2022
TIME: 08:11:27

SHAKER HEIGHTS CITY SCHOOLS
CHECK REGISTER INCLUDING SYSTEM VOIDS

PAGE NUMBER: 2
ACCTPA21
ACCOUNTING PERIOD: 3/23

SELECTION CRITERIA: chkstat.rundate between '20220901' and '20220930'

167596	09/22/2022	KK ALLIANCE CORPORATION	R	2802.50	ACCOUNTS PAYABLE CHECK
167597	09/22/2022	EDUCATIONAL SERVICE CENTER OF NE OH	R	7926.39	ACCOUNTS PAYABLE CHECK
167598	09/22/2022	EVERSTREAM HOLDING CO. LLC	R	2020.44	ACCOUNTS PAYABLE CHECK
167599	09/22/2022	FASTENAL	R	98.95	ACCOUNTS PAYABLE CHECK
167600	09/22/2022	FASTSIGNS #221601	R	2901.20	ACCOUNTS PAYABLE CHECK
167601	09/22/2022	FASTSIGNS LYNDHURST	R	275.41	ACCOUNTS PAYABLE CHECK
167602	09/22/2022	FIELD HOUSE	R	1251.00	ACCOUNTS PAYABLE CHECK
167603	09/22/2022	FLINN SCIENTIFIC INC.	R	125.82	ACCOUNTS PAYABLE CHECK
167604	09/22/2022	FOLLETT LIBRARY RESOURCES	R	3587.13	ACCOUNTS PAYABLE CHECK
167605	09/22/2022	FRONTLINE TECHNOLOGIES GROUP LLC	R	10342.23	ACCOUNTS PAYABLE CHECK
167606	09/22/2022	GABLE ELEVATOR & LIFT INC.	R	507.50	ACCOUNTS PAYABLE CHECK
167607	09/22/2022	GALILEO ROUTING INC	R	5000.00	ACCOUNTS PAYABLE CHECK
167608	09/22/2022	SHARON GALIN	R	1706.46	ACCOUNTS PAYABLE CHECK
167609	09/22/2022	GARDINER SERVICE COMPANY	R	107133.79	ACCOUNTS PAYABLE CHECK
167610	09/22/2022	GARDINER SERVICE COMPANY	R	10130.00	ACCOUNTS PAYABLE CHECK
167611	09/22/2022	GRAINGER	R	310.90	ACCOUNTS PAYABLE CHECK
167612	09/22/2022	GREATER CLEVELAND CONFERENCE	R	3750.00	ACCOUNTS PAYABLE CHECK
167613	09/22/2022	HEPNER AIR FILTER SERVICE INC	R	533.28	ACCOUNTS PAYABLE CHECK
167614	09/22/2022	H-I TRANSLATING & INTERPRETING	R	137.50	ACCOUNTS PAYABLE CHECK
167615	09/22/2022	HOGAN TRANSPORTATION	R	36939.66	ACCOUNTS PAYABLE CHECK
167616	09/22/2022	HOME DEPOT PRO INSTITUTIONAL	R	335.27	ACCOUNTS PAYABLE CHECK
167617	09/22/2022	HOUGHTON MIFFLIN HARCOURT	R	58389.68	ACCOUNTS PAYABLE CHECK
167618	09/22/2022	INDEPENDENCE BUSINESS SUPPLY	R	3672.62	ACCOUNTS PAYABLE CHECK
167619	09/22/2022	INDEPENDENT TREE LLC	R	400.00	ACCOUNTS PAYABLE CHECK
167620	09/22/2022	J.W. PEPPER & SON INC.	R	1251.92	ACCOUNTS PAYABLE CHECK
167621	09/22/2022	JC EHRLICH	R	436.80	ACCOUNTS PAYABLE CHECK
167622	09/22/2022	JOHNSTONE SUPPLY	R	3030.42	ACCOUNTS PAYABLE CHECK
167623	09/22/2022	JOSHEN PAPER OF CLEVELAND	R	594.86	ACCOUNTS PAYABLE CHECK
167624	09/22/2022	K12 SCHOOL CONSULTANTS LLC	R	52.00	ACCOUNTS PAYABLE CHECK
167625	09/22/2022	KEELER & ASSOCIATES	R	831.00	ACCOUNTS PAYABLE CHECK
167626	09/22/2022	KELVIN LP	R	309.83	ACCOUNTS PAYABLE CHECK
* 167626	09/22/2022	KELVIN LP	V	-309.83	VOID MANUAL CHECK
167627	09/22/2022	KIDSLINK SCHOOL LLC	R	7166.67	ACCOUNTS PAYABLE CHECK
167628	09/22/2022	LADDERS UNLIMITED & SUPPLY INC	R	239.18	ACCOUNTS PAYABLE CHECK
167629	09/22/2022	LAMOTTE COMPANY	R	8.70	ACCOUNTS PAYABLE CHECK
167630	09/22/2022	LIBERTY FORD INC	R	1624.41	ACCOUNTS PAYABLE CHECK
167631	09/22/2022	MARS ELECTRIC	R	245.18	ACCOUNTS PAYABLE CHECK
167632	09/22/2022	MCMASTER CARR	R	225.36	ACCOUNTS PAYABLE CHECK
167633	09/22/2022	MIDLAND HARDWARE	R	3011.77	ACCOUNTS PAYABLE CHECK
167634	09/22/2022	NEPTUNE PLUMBING & HEATING CO.	R	3507.53	ACCOUNTS PAYABLE CHECK
167635	09/22/2022	NEWPORT CHEMICAL & EQUIPMENT	R	1174.14	ACCOUNTS PAYABLE CHECK
167636	09/22/2022	NORTHERN OHIO FIELD HOCKEY COACHES	R	130.00	ACCOUNTS PAYABLE CHECK
167637	09/22/2022	OEDSA	R	250.00	ACCOUNTS PAYABLE CHECK
167638	09/22/2022	OH BUR OF CRIM ID INVESTIGATION	R	6340.50	ACCOUNTS PAYABLE CHECK
167639	09/22/2022	OHIO COALITON FOR EQUITY & ADEQUACY	R	9212.00	ACCOUNTS PAYABLE CHECK
167640	09/22/2022	OHIO PRINTING AND PROMOTION	R	357.38	ACCOUNTS PAYABLE CHECK
167641	09/22/2022	OHIONET	R	1256.93	ACCOUNTS PAYABLE CHECK
167642	09/22/2022	O'REILLY AUTO ENTERPRISES LLC	R	21.99	ACCOUNTS PAYABLE CHECK
167643	09/22/2022	PRECISION ENVIRONMENTAL CO.	R	3121.00	ACCOUNTS PAYABLE CHECK
167644	09/22/2022	READY FIELD SOLUTIONS	R	1258.20	ACCOUNTS PAYABLE CHECK
167645	09/22/2022	RIO GRANDE TOOLS & EQUIPMENT	R	12.60	ACCOUNTS PAYABLE CHECK
167646	09/22/2022	ROBERT HUANG	R	87.47	ACCOUNTS PAYABLE CHECK
167647	09/22/2022	ROCHESTER 100 INC	R	145.00	ACCOUNTS PAYABLE CHECK
167648	09/22/2022	RYANKIND INC	R	5979.00	ACCOUNTS PAYABLE CHECK
167649	09/22/2022	SCHOOL DATEBOOKS	R	5940.18	ACCOUNTS PAYABLE CHECK
167650	09/22/2022	SCHOOL HEALTH CORPORATION	R	29.56	ACCOUNTS PAYABLE CHECK
167651	09/22/2022	SCHOOL SPECIALTY LLC	R	1622.43	ACCOUNTS PAYABLE CHECK

POWERSCHOOL
DATE: 10/19/2022
TIME: 08:11:27

SHAKER HEIGHTS CITY SCHOOLS
CHECK REGISTER INCLUDING SYSTEM VOIDS

PAGE NUMBER: 3
ACCTPA21
ACCOUNTING PERIOD: 3/23

SELECTION CRITERIA: chkstat.rundate between '20220901' and '20220930'

167652	09/22/2022	SCHOOL SPECIALTY MARKETPLACE	R	5318.81	ACCOUNTS PAYABLE CHECK
167653	09/22/2022	SENDERO THERAPIES INC.	R	19926.30	ACCOUNTS PAYABLE CHECK
167654	09/22/2022	SHERWIN WILLIAMS	R	123.25	ACCOUNTS PAYABLE CHECK
167655	09/22/2022	SOS SPEEDY OFFICE SUPPLY	R	2047.07	ACCOUNTS PAYABLE CHECK
167656	09/22/2022	SOUNDCOM SYSTEMS	R	1113.07	ACCOUNTS PAYABLE CHECK
167657	09/22/2022	STUDIES WEEKLY INC	R	8606.40	ACCOUNTS PAYABLE CHECK
167658	09/22/2022	SUBURBAN AREA PAINTING INC	R	3625.00	ACCOUNTS PAYABLE CHECK
167659	09/22/2022	SYNOVIA SOLUTIONS	R	58.00	ACCOUNTS PAYABLE CHECK
167660	09/22/2022	TERMINAL SUPPLY CO.	R	202.66	ACCOUNTS PAYABLE CHECK
167661	09/22/2022	T-MOBILE USA INC.	R	750.00	ACCOUNTS PAYABLE CHECK
167662	09/22/2022	TOTAL LINE REFRIGERATION	R	2200.00	ACCOUNTS PAYABLE CHECK
167663	09/22/2022	TURF PRIDE LAWN CARE	R	2760.00	ACCOUNTS PAYABLE CHECK
167664	09/22/2022	TURFSCAPE INC	R	2545.00	ACCOUNTS PAYABLE CHECK
167665	09/22/2022	TYNKER	R	3000.00	ACCOUNTS PAYABLE CHECK
167666	09/22/2022	UBIQUITOUS DESIGN LIMITED	R	8950.00	ACCOUNTS PAYABLE CHECK
167667	09/22/2022	UH OCCUPATIONAL HEALTH	R	60.00	ACCOUNTS PAYABLE CHECK
167668	09/22/2022	UNITED RENTALS INC. NORTH AMERICA	R	5862.32	ACCOUNTS PAYABLE CHECK
167669	09/22/2022	URSULINE BOYS GOLF	R	325.00	ACCOUNTS PAYABLE CHECK
167670	09/22/2022	VALLEY FORD TRUCKS	R	1541.73	ACCOUNTS PAYABLE CHECK
167671	09/22/2022	WAKE UP CALL MEDIA	R	625.00	ACCOUNTS PAYABLE CHECK
167672	09/22/2022	WESTERN PSYCHOLOGICAL SERVICES	R	612.26	ACCOUNTS PAYABLE CHECK
167673	09/22/2022	WOODHILL SUPPLY	R	437.70	ACCOUNTS PAYABLE CHECK
167674	09/29/2022	DEARBORN LIFE INSURANCE COMPANY	R	9401.67	ACCOUNTS PAYABLE CHECK
167675	09/29/2022	LEGAL SHIELD	R	1191.85	ACCOUNTS PAYABLE CHECK
167676	09/30/2022	DOMINION EAST OHIO	R	2875.24	ACCOUNTS PAYABLE CHECK
167677	09/30/2022	JENNIFER MUSGRAVE	R	25.00	ACCOUNTS PAYABLE CHECK
167678	09/30/2022	KEVIN CURTAIN	R	40.00	ACCOUNTS PAYABLE CHECK
167679	09/30/2022	ANDRIY MAGURA	R	592.59	ACCOUNTS PAYABLE CHECK
167680	09/30/2022	SCHOOL NURSE SUPPLY INC.	R	467.84	ACCOUNTS PAYABLE CHECK
167681	09/30/2022	NICCOLE YOUNG	R	1505.98	ACCOUNTS PAYABLE CHECK
167682	09/30/2022	21ST CENTURY ALARM/DATA	R	2209.00	ACCOUNTS PAYABLE CHECK
167683	09/30/2022	AABLE RENTS	R	2394.24	ACCOUNTS PAYABLE CHECK
167684	09/30/2022	ACADEMY MUSIC	R	3715.75	ACCOUNTS PAYABLE CHECK
167685	09/30/2022	ADLER TEAM SPORTS	R	3587.50	ACCOUNTS PAYABLE CHECK
167686	09/30/2022	AMAZON.COM	R	682.51	ACCOUNTS PAYABLE CHECK
167687	09/30/2022	AMERICAN FENCE COMPANY	R	2475.00	ACCOUNTS PAYABLE CHECK
167688	09/30/2022	ARCHBISHOP HOBAN	R	375.00	ACCOUNTS PAYABLE CHECK
167689	09/30/2022	ARROW LIFT	R	4399.00	ACCOUNTS PAYABLE CHECK
167690	09/30/2022	AVI FOODSYSTEMS INC	R	30112.26	ACCOUNTS PAYABLE CHECK
167691	09/30/2022	BAILEY COMMUNICATIONS INC	R	2735.25	ACCOUNTS PAYABLE CHECK
167692	09/30/2022	BARNES AND NOBLE INC.	R	23.98	ACCOUNTS PAYABLE CHECK
167693	09/30/2022	BLICK ART MATERIALS	R	149.02	ACCOUNTS PAYABLE CHECK
167694	09/30/2022	BRIGHT WHITE PAPER CO.	R	1333.64	ACCOUNTS PAYABLE CHECK
167695	09/30/2022	BUCKEYE POWER SALES CO INC	R	268.50	ACCOUNTS PAYABLE CHECK
167696	09/30/2022	BURGER'S ACE HARDWARE	R	16.99	ACCOUNTS PAYABLE CHECK
167697	09/30/2022	CERNI MOTORS	R	1595.01	ACCOUNTS PAYABLE CHECK
167698	09/30/2022	RODERICK CHAPMAN	R	5300.00	ACCOUNTS PAYABLE CHECK
167699	09/30/2022	CINTAS	R	1375.44	ACCOUNTS PAYABLE CHECK
167700	09/30/2022	COMPASS SELF STORAGE	R	12628.00	ACCOUNTS PAYABLE CHECK
167701	09/30/2022	COPY KING	R	424.00	ACCOUNTS PAYABLE CHECK
167702	09/30/2022	DANIEL PATRICK HANNAN	R	6550.00	ACCOUNTS PAYABLE CHECK
167703	09/30/2022	DATAWORKS PLUS LLC	R	1170.67	ACCOUNTS PAYABLE CHECK
167704	09/30/2022	NICHOLS PAPER & SUPPLY CO.	R	3518.28	ACCOUNTS PAYABLE CHECK
167705	09/30/2022	DENISE A. SNOWDEN CONSULTING LLC	R	14250.00	ACCOUNTS PAYABLE CHECK
167706	09/30/2022	EDUCATIONAL SERVICE CENTER OF NE OH	R	21635.24	ACCOUNTS PAYABLE CHECK
167707	09/30/2022	EXTRA DUTY SOLUTIONS	R	34465.75	ACCOUNTS PAYABLE CHECK
167708	09/30/2022	FLINN SCIENTIFIC INC.	R	1097.10	ACCOUNTS PAYABLE CHECK

POWERSCHOOL
DATE: 10/19/2022
TIME: 08:11:27

SHAKER HEIGHTS CITY SCHOOLS
CHECK REGISTER INCLUDING SYSTEM VOIDS

PAGE NUMBER: 4
ACCTPA21
ACCOUNTING PERIOD: 3/23

SELECTION CRITERIA: chkstat.rundate between '20220901' and '20220930'

167709	09/30/2022	FOLLETT LIBRARY RESOURCES	R	338.66	ACCOUNTS PAYABLE CHECK
167710	09/30/2022	FORTE PRODUCTIONS	R	14700.00	ACCOUNTS PAYABLE CHECK
167711	09/30/2022	GOPHER SPORTS	R	413.26	ACCOUNTS PAYABLE CHECK
167712	09/30/2022	GUARDIAN ALARM CO.	R	141.40	ACCOUNTS PAYABLE CHECK
167713	09/30/2022	HEPNER AIR FILTER SERVICE INC	R	282.08	ACCOUNTS PAYABLE CHECK
167714	09/30/2022	HOME DEPOT PRO INSTITUTIONAL	R	1352.20	ACCOUNTS PAYABLE CHECK
167715	09/30/2022	INDEPENDENCE BUSINESS SUPPLY	R	419.90	ACCOUNTS PAYABLE CHECK
167716	09/30/2022	INTERNATIONAL BACCALAUREATE	R	66719.00	ACCOUNTS PAYABLE CHECK
167717	09/30/2022	JC EHRLICH	R	1347.24	ACCOUNTS PAYABLE CHECK
167718	09/30/2022	K & D MANAGEMENT GROUP LLC	R	75.00	ACCOUNTS PAYABLE CHECK
167719	09/30/2022	KCE COMPANIES LLC	R	31625.00	ACCOUNTS PAYABLE CHECK
167720	09/30/2022	KELVIN LP	R	269.83	ACCOUNTS PAYABLE CHECK
167721	09/30/2022	MELRAN LEACH	R	1600.00	ACCOUNTS PAYABLE CHECK
167722	09/30/2022	LO-KEY ENTERTAINMENT SERVICES	R	499.00	ACCOUNTS PAYABLE CHECK
167723	09/30/2022	MCMaster CARR	R	163.52	ACCOUNTS PAYABLE CHECK
167724	09/30/2022	MEDINA COUNTY SCHOOLS' ESC	R	120.00	ACCOUNTS PAYABLE CHECK
167725	09/30/2022	MERITECH	R	198.00	ACCOUNTS PAYABLE CHECK
167726	09/30/2022	MIDLAND HARDWARE	R	314.20	ACCOUNTS PAYABLE CHECK
167727	09/30/2022	NAPA AUTO PARTS	R	159.28	ACCOUNTS PAYABLE CHECK
167728	09/30/2022	NAVIGATE PREPARED	R	10815.00	ACCOUNTS PAYABLE CHECK
167729	09/30/2022	NEPTUNE PLUMBING & HEATING CO.	R	39488.97	ACCOUNTS PAYABLE CHECK
167730	09/30/2022	NEWPORT CHEMICAL & EQUIPMENT	R	783.45	ACCOUNTS PAYABLE CHECK
167731	09/30/2022	NORTHCOAST SCHOOL SUPPLY	R	2942.50	ACCOUNTS PAYABLE CHECK
167732	09/30/2022	OHIO DESK	R	25665.60	ACCOUNTS PAYABLE CHECK
167733	09/30/2022	OHIO PREMIER FUTBOL CLUB -OPFC	R	1500.00	ACCOUNTS PAYABLE CHECK
167734	09/30/2022	OHIO PRINTING AND PROMOTION	R	978.98	ACCOUNTS PAYABLE CHECK
167735	09/30/2022	PADUA FRANCISCAN HIGH SCHOOL	R	225.00	ACCOUNTS PAYABLE CHECK
167736	09/30/2022	PLAYHOUSE SQUARE CENTER	R	360.00	ACCOUNTS PAYABLE CHECK
167737	09/30/2022	PRECIOUS CARGO TRANSPORTATION INC	R	1780.00	ACCOUNTS PAYABLE CHECK
167738	09/30/2022	PRO ONCALL TECHNOLOGIES LLC	R	79.95	ACCOUNTS PAYABLE CHECK
167739	09/30/2022	QUILL CORPORATION	R	303.97	ACCOUNTS PAYABLE CHECK
167740	09/30/2022	RACHEL WIXEY & ASSOCIATES	R	6995.86	ACCOUNTS PAYABLE CHECK
167741	09/30/2022	SAMANTHA LINDSEY	R	140.00	ACCOUNTS PAYABLE CHECK
167742	09/30/2022	SHAKER BAND BOOSTERS	R	1250.00	ACCOUNTS PAYABLE CHECK
167743	09/30/2022	SPIC-N-SPAN WINDOW CLEANING COMPANY	R	1400.00	ACCOUNTS PAYABLE CHECK
167744	09/30/2022	SPOTIFY USA INC.	R	728.00	ACCOUNTS PAYABLE CHECK
167745	09/30/2022	STEVE'S SPORTS INC.	R	312.50	ACCOUNTS PAYABLE CHECK
167746	09/30/2022	TEXTBOOK WAREHOUSE LLC	R	117.50	ACCOUNTS PAYABLE CHECK
167747	09/30/2022	THE LIBRARY STORE INC	R	90.35	ACCOUNTS PAYABLE CHECK
167748	09/30/2022	TRANSPORTATION ACCESSORIES	R	2168.41	ACCOUNTS PAYABLE CHECK
167749	09/30/2022	UH OCCUPATIONAL HEALTH	R	918.00	ACCOUNTS PAYABLE CHECK
167750	09/30/2022	MARLA WALKER	R	1305.00	ACCOUNTS PAYABLE CHECK
167751	09/30/2022	WESTERN RESERVE HISTORICAL SOCIETY	R	656.00	ACCOUNTS PAYABLE CHECK
167752	09/30/2022	AMAZON.COM	R	40.56	ACCOUNTS PAYABLE CHECK
167753	09/30/2022	ARROW LIFT	R	3524.29	ACCOUNTS PAYABLE CHECK
167754	09/30/2022	BENJAMIN WILLIAMS	R	60.00	ACCOUNTS PAYABLE CHECK
167755	09/30/2022	BLUUM OF MINNESOTA LLC	R	11012.80	ACCOUNTS PAYABLE CHECK
167756	09/30/2022	CDW	R	1580.00	ACCOUNTS PAYABLE CHECK
167757	09/30/2022	CERNI MOTORS	R	85.68	ACCOUNTS PAYABLE CHECK
167758	09/30/2022	CHARD SNYDER & ASSOCIATES INC	R	512.50	ACCOUNTS PAYABLE CHECK
167759	09/30/2022	CINTAS	R	753.02	ACCOUNTS PAYABLE CHECK
167760	09/30/2022	NICHOLS PAPER & SUPPLY CO.	R	3082.32	ACCOUNTS PAYABLE CHECK
167761	09/30/2022	FASTSIGNS LYNTHURST	R	209.88	ACCOUNTS PAYABLE CHECK
* 167761	09/30/2022	FASTSIGNS LYNTHURST	V	-209.88	VOID MANUAL CHECK
167762	09/30/2022	FOLLETT LIBRARY RESOURCES	R	131.36	ACCOUNTS PAYABLE CHECK
167763	09/30/2022	GRAINGER	R	2583.17	ACCOUNTS PAYABLE CHECK
167764	09/30/2022	HANS FREIGHTLINER	R	1173.96	ACCOUNTS PAYABLE CHECK

POWERSCHOOL
DATE: 10/19/2022
TIME: 08:11:27

SHAKER HEIGHTS CITY SCHOOLS
CHECK REGISTER INCLUDING SYSTEM VOIDS

PAGE NUMBER: 5
ACCTPA21
ACCOUNTING PERIOD: 3/23

SELECTION CRITERIA: chkstat.rundate between '20220901' and '20220930'

167765	09/30/2022	HIGHLAND SPEECH SERVICES INC.	R	2100.00	ACCOUNTS PAYABLE CHECK
167766	09/30/2022	HOME DEPOT PRO INSTITUTIONAL	R	254.37	ACCOUNTS PAYABLE CHECK
167767	09/30/2022	INDEPENDENCE BUSINESS SUPPLY	R	6005.93	ACCOUNTS PAYABLE CHECK
167768	09/30/2022	JC EHRLICH	R	226.80	ACCOUNTS PAYABLE CHECK
167769	09/30/2022	K12 SCHOOL CONSULTANTS LLC	R	1106.00	ACCOUNTS PAYABLE CHECK
167770	09/30/2022	MINORITY STUDENT ACHIEVEMENT NETWK	R	15000.00	ACCOUNTS PAYABLE CHECK
167771	09/30/2022	MYERS EQUIPMENT CORP	R	432.92	ACCOUNTS PAYABLE CHECK
167772	09/30/2022	NEWPORT CHEMICAL & EQUIPMENT	R	5504.90	ACCOUNTS PAYABLE CHECK
167773	09/30/2022	O'REILLY AUTO ENTERPRISES LLC	R	61.77	ACCOUNTS PAYABLE CHECK
167774	09/30/2022	PRO-TUFF DECALS	R	3316.32	ACCOUNTS PAYABLE CHECK
167775	09/30/2022	RIDGEVIEW COUNTRY TOURS LLC	R	1800.00	ACCOUNTS PAYABLE CHECK
167776	09/30/2022	SAND RUN PHARMACY	R	5215.00	ACCOUNTS PAYABLE CHECK
167777	09/30/2022	SCHOOL HEALTH CORPORATION	R	64.99	ACCOUNTS PAYABLE CHECK
167778	09/30/2022	SERVICE-TECH COMPANY	R	2985.00	ACCOUNTS PAYABLE CHECK
167779	09/30/2022	TAVENS CONTAINER INC.	R	8703.06	ACCOUNTS PAYABLE CHECK
167780	09/30/2022	TEXTBOOK WAREHOUSE LLC	R	125.05	ACCOUNTS PAYABLE CHECK
167781	09/30/2022	THE NEW YORK TIMES COMPANY	R	3655.60	ACCOUNTS PAYABLE CHECK
167782	09/30/2022	UNITED RENTALS INC. NORTH AMERICA	R	4603.32	ACCOUNTS PAYABLE CHECK
167783	09/30/2022	WAKE UP CALL MEDIA	R	1045.00	ACCOUNTS PAYABLE CHECK
167784	09/30/2022	WOODHILL SUPPLY	R	4834.54	ACCOUNTS PAYABLE CHECK
167785	09/30/2022	ZANER-BLOSER	R	8856.25	ACCOUNTS PAYABLE CHECK
167786	09/30/2022	ANDRIY MAGURA	R	3160.48	ACCOUNTS PAYABLE CHECK
167787	09/30/2022	ACADEMY MUSIC	R	60.00	ACCOUNTS PAYABLE CHECK
167788	09/30/2022	BRINDZA MCINTYRE & SEED LLP	R	1719.70	ACCOUNTS PAYABLE CHECK
167789	09/30/2022	CCT FINANCIAL / US BANK	R	245.00	ACCOUNTS PAYABLE CHECK
167790	09/30/2022	CONNECT	R	83800.07	ACCOUNTS PAYABLE CHECK
167791	09/30/2022	DONNEIKA A KIBBLE	R	500.00	ACCOUNTS PAYABLE CHECK
167792	09/30/2022	FEDERAL EXPRESS CORP	R	12.29	ACCOUNTS PAYABLE CHECK
167793	09/30/2022	GUARDIAN ALARM CO.	R	915.66	ACCOUNTS PAYABLE CHECK
167794	09/30/2022	GAME TRUCK	R	525.00	ACCOUNTS PAYABLE CHECK
167795	09/30/2022	IMPRESSIONS-A PRINT SHOP	R	50.00	ACCOUNTS PAYABLE CHECK
167796	09/30/2022	LIBERTY FORD INC	R	62280.00	ACCOUNTS PAYABLE CHECK
167797	09/30/2022	LO-KEY ENTERTAINMENT SERVICES	R	1499.00	ACCOUNTS PAYABLE CHECK
167798	09/30/2022	SHRED-IT USA	R	258.78	ACCOUNTS PAYABLE CHECK
167799	09/30/2022	SQUIRE PATTON BOGGS LLP	R	8607.02	ACCOUNTS PAYABLE CHECK
167800	09/30/2022	WALTER HAVERFIELD LLP	R	23019.75	ACCOUNTS PAYABLE CHECK
167801	09/30/2022	VALIC	R	35038.45	ACCOUNTS PAYABLE CHECK
* 167801	09/30/2022	VALIC	V	-35038.45	VOID MANUAL CHECK
167802	09/30/2022	VOYA RETIREMENT INS. AND ANNUITY CO	R	35038.45	ACCOUNTS PAYABLE CHECK
167803	09/30/2022	AQUATIC COUNCIL LLC	R	2480.00	ACCOUNTS PAYABLE CHECK
167804	09/30/2022	ACADEMY MUSIC	R	1771.00	ACCOUNTS PAYABLE CHECK
167805	09/30/2022	ADLER TEAM SPORTS	R	7333.00	ACCOUNTS PAYABLE CHECK
167806	09/30/2022	ADVANCED TECHNOLOGIES CONSULT INC	R	1208.40	ACCOUNTS PAYABLE CHECK
167807	09/30/2022	AMERICAN BAND ACCESSORIES LLC	R	197.44	ACCOUNTS PAYABLE CHECK
167808	09/30/2022	AMERICAN FENCE COMPANY	R	1060.00	ACCOUNTS PAYABLE CHECK
167809	09/30/2022	BARONS BUS LINES	R	940.00	ACCOUNTS PAYABLE CHECK
167810	09/30/2022	BEAUMONT HIGH SCHOOL	R	100.00	ACCOUNTS PAYABLE CHECK
167811	09/30/2022	BLICK ART MATERIALS	R	471.60	ACCOUNTS PAYABLE CHECK
167812	09/30/2022	BLICK ART MATERIALS	R	271.42	ACCOUNTS PAYABLE CHECK
167813	09/30/2022	BLUUM OF MINNESOTA LLC	R	2270.00	ACCOUNTS PAYABLE CHECK
167814	09/30/2022	BSN SPORTS-CORPORATE OFFICE	R	3737.77	ACCOUNTS PAYABLE CHECK
167815	09/30/2022	CDW	R	26088.48	ACCOUNTS PAYABLE CHECK
167816	09/30/2022	CLEVELAND HEARING AND SPEECH CENTER	R	2275.00	ACCOUNTS PAYABLE CHECK
167817	09/30/2022	CLOVERLEAF HIGH SCHOOL	R	250.00	ACCOUNTS PAYABLE CHECK
167818	09/30/2022	ACCO BRANDS USA LLC	R	200.24	ACCOUNTS PAYABLE CHECK
167819	09/30/2022	KK ALLIANCE CORPORATION	R	371.00	ACCOUNTS PAYABLE CHECK
167820	09/30/2022	WILLIAMS FLOORING SALES INC	R	2795.00	ACCOUNTS PAYABLE CHECK

POWERSCHOOL
DATE: 10/19/2022
TIME: 08:11:27

SHAKER HEIGHTS CITY SCHOOLS
CHECK REGISTER INCLUDING SYSTEM VOIDS

PAGE NUMBER: 6
ACCTPA21
ACCOUNTING PERIOD: 3/23

SELECTION CRITERIA: chkstat.rundate between '20220901' and '20220930'

167821	09/30/2022	TEL/LOGIC INC.	R	5000.00	ACCOUNTS PAYABLE CHECK
167822	09/30/2022	EVERDRIVEN TECHNOLOGIES, LLC	R	9307.50	ACCOUNTS PAYABLE CHECK
167823	09/30/2022	FLINN SCIENTIFIC INC.	R	2560.25	ACCOUNTS PAYABLE CHECK
167824	09/30/2022	FOLLETT LIBRARY RESOURCES	R	44.97	ACCOUNTS PAYABLE CHECK
167825	09/30/2022	FORTE PRODUCTIONS	R	4900.00	ACCOUNTS PAYABLE CHECK
167826	09/30/2022	SHARON GALIN	R	1434.00	ACCOUNTS PAYABLE CHECK
167827	09/30/2022	HOME DEPOT PRO INSTITUTIONAL	R	57.80	ACCOUNTS PAYABLE CHECK
167828	09/30/2022	JOSTENS INC.	R	2587.03	ACCOUNTS PAYABLE CHECK
167829	09/30/2022	ASG EDUCATION SERVICES LLC	R	6525.00	ACCOUNTS PAYABLE CHECK
167830	09/30/2022	SHAKER HTS YOUTH & FAM COUNSLNG CTR	R	50000.00	ACCOUNTS PAYABLE CHECK
167831	09/30/2022	TURFSCAPE INC	R	565.21	ACCOUNTS PAYABLE CHECK
167832	09/30/2022	UNITED RENTALS INC. NORTH AMERICA	R	1063.53	ACCOUNTS PAYABLE CHECK
167833	09/30/2022	WEST HEALTH ADVOCATE SOLUTIONS INC	R	926.10	ACCOUNTS PAYABLE CHECK
167834	09/30/2022	YURCH BROS. STRIPING INC.	R	12850.00	ACCOUNTS PAYABLE CHECK
* 240612	09/01/2022	AIG RETIREMENT	R	3500.00	ACCOUNTS PAYABLE CHECK
240613	09/01/2022	AMERICAN FAMILY LIFE INS, ASSN CO.	R	921.73	ACCOUNTS PAYABLE CHECK
240614	09/01/2022	ASPIRE FINANCIAL SERVICES	R	6844.45	ACCOUNTS PAYABLE CHECK
240615	09/01/2022	CUYAHOGA CNTY COMMON PLEAS	R	14.61	ACCOUNTS PAYABLE CHECK
240616	09/01/2022	EQUITABLE FINANCIAL	R	6671.00	ACCOUNTS PAYABLE CHECK
240617	09/01/2022	EQUITABLE FINANCIAL	R	5949.50	ACCOUNTS PAYABLE CHECK
240618	09/01/2022	FIRST LOAN	R	313.58	ACCOUNTS PAYABLE CHECK
240619	09/01/2022	PENSERV PLAN SERVICES INC	R	462.50	ACCOUNTS PAYABLE CHECK
240620	09/01/2022	GALIC DISBURSING CO.	R	2811.07	ACCOUNTS PAYABLE CHECK
240621	09/01/2022	LYNDHURST MUNICIPAL COURT	R	700.19	ACCOUNTS PAYABLE CHECK
240622	09/01/2022	METLIFE GROUP	R	3873.83	ACCOUNTS PAYABLE CHECK
240623	09/01/2022	GWN MARKETING, INC	R	1272.00	ACCOUNTS PAYABLE CHECK
240624	09/01/2022	NATIONAL LIFE GROUP	R	750.06	ACCOUNTS PAYABLE CHECK
240625	09/01/2022	PACIFIC LIFE	R	1875.00	ACCOUNTS PAYABLE CHECK
240626	09/01/2022	RF DISBURSEMENTS	R	490.00	ACCOUNTS PAYABLE CHECK
240627	09/01/2022	STANDING CHAPTER 13 TRUSTEE	R	2200.20	ACCOUNTS PAYABLE CHECK
240628	09/01/2022	SECURITY BENEFITS	R	575.00	ACCOUNTS PAYABLE CHECK
* 240633	09/16/2022	AIG RETIREMENT	R	1400.00	ACCOUNTS PAYABLE CHECK
240634	09/16/2022	AMERICAN FAMILY LIFE INS, ASSN CO.	R	901.65	ACCOUNTS PAYABLE CHECK
240635	09/16/2022	ASPIRE FINANCIAL SERVICES	R	6944.45	ACCOUNTS PAYABLE CHECK
240636	09/16/2022	CUYAHOGA CNTY COMMON PLEAS	R	43.49	ACCOUNTS PAYABLE CHECK
240637	09/16/2022	EQUITABLE FINANCIAL	R	6003.00	ACCOUNTS PAYABLE CHECK
240638	09/16/2022	EQUITABLE FINANCIAL	R	4232.00	ACCOUNTS PAYABLE CHECK
240639	09/16/2022	FIRST LOAN	R	251.29	ACCOUNTS PAYABLE CHECK
240640	09/16/2022	PENSERV PLAN SERVICES INC	R	462.50	ACCOUNTS PAYABLE CHECK
240641	09/16/2022	GALIC DISBURSING CO.	R	2811.07	ACCOUNTS PAYABLE CHECK
240642	09/16/2022	LYNDHURST MUNICIPAL COURT	R	702.95	ACCOUNTS PAYABLE CHECK
240643	09/16/2022	METLIFE GROUP	R	3873.83	ACCOUNTS PAYABLE CHECK
240644	09/16/2022	GWN MARKETING, INC	R	772.00	ACCOUNTS PAYABLE CHECK
240645	09/16/2022	NATIONAL LIFE GROUP	R	750.06	ACCOUNTS PAYABLE CHECK
240646	09/16/2022	PACIFIC LIFE	R	1875.00	ACCOUNTS PAYABLE CHECK
240647	09/16/2022	RF DISBURSEMENTS	R	490.00	ACCOUNTS PAYABLE CHECK
240648	09/16/2022	STANDING CHAPTER 13 TRUSTEE	R	2049.70	ACCOUNTS PAYABLE CHECK
240649	09/16/2022	SECURITY BENEFITS	R	575.00	ACCOUNTS PAYABLE CHECK
* V944786	09/16/2022	ELIZABETH BLAKESLEE-VOKES	R	20.00	ACCOUNTS PAYABLE VOUCHER
* V944787	09/16/2022	ASHLEY BOORSTEIN	R	100.00	ACCOUNTS PAYABLE VOUCHER
* V944788	09/16/2022	LAWRENCE A BURNLEY	R	292.49	ACCOUNTS PAYABLE VOUCHER
* V944789	09/16/2022	MARY ANN DURKALSKI	R	11.55	ACCOUNTS PAYABLE VOUCHER
* V944790	09/16/2022	KYLE D. FLEMING	R	227.93	ACCOUNTS PAYABLE VOUCHER
* V944791	09/16/2022	MARINISE R HARRIS	R	156.20	ACCOUNTS PAYABLE VOUCHER
* V944792	09/16/2022	BROOKSANDRA HEMANS	R	23.64	ACCOUNTS PAYABLE VOUCHER
* V944793	09/16/2022	CHRISTOPHER HAYWARD	R	192.00	ACCOUNTS PAYABLE VOUCHER
* V944794	09/16/2022	ELIZABETH MAZZIE	R	68.82	ACCOUNTS PAYABLE VOUCHER

POWERSCHOOL
DATE: 10/19/2022
TIME: 08:11:27

SHAKER HEIGHTS CITY SCHOOLS
CHECK REGISTER INCLUDING SYSTEM VOIDS

PAGE NUMBER: 7
ACCTPA21
ACCOUNTING PERIOD: 3/23

SELECTION CRITERIA: chkstat.rundate between '20220901' and '20220930'

* V944795	09/16/2022	ALLAN SLAWSON	R	60.00	ACCOUNTS PAYABLE VOUCHER
* V944796	09/16/2022	PENNY L WEISS-FLYNN	R	13.20	ACCOUNTS PAYABLE VOUCHER
* V944797	09/16/2022	PNC BANK	R	226.95	ACCOUNTS PAYABLE VOUCHER
* V944798	09/21/2022	WEST WIND EDUCATION POLICY INC	R	21000.00	ACCOUNTS PAYABLE VOUCHER
* V944799	09/22/2022	LAURIE A. BREM	R	107.56	ACCOUNTS PAYABLE VOUCHER
* V944800	09/22/2022	KAREN L MEHLING HOWSON	R	73.00	ACCOUNTS PAYABLE VOUCHER
* V944801	09/22/2022	NICOLE M FARINACCI	R	827.09	ACCOUNTS PAYABLE VOUCHER
* V944802	09/22/2022	ANDREW O GLASIER	R	18.96	ACCOUNTS PAYABLE VOUCHER
* V944803	09/22/2022	MARINISE R HARRIS	R	110.08	ACCOUNTS PAYABLE VOUCHER
* V944804	09/22/2022	FENG L LAUGHLIN	R	31.46	ACCOUNTS PAYABLE VOUCHER
* V944805	09/22/2022	EDWARD A. ROMANIN	R	60.00	ACCOUNTS PAYABLE VOUCHER
* V944806	09/22/2022	DAVID A SALUGA	R	171.50	ACCOUNTS PAYABLE VOUCHER
* V944807	09/22/2022	WILLIAM J SCANLON	R	15.55	ACCOUNTS PAYABLE VOUCHER
* V944808	09/22/2022	JOSEPH A WELSCH	R	26.28	ACCOUNTS PAYABLE VOUCHER
* V944809	09/22/2022	MATTHEW P WYMAN	R	103.20	ACCOUNTS PAYABLE VOUCHER
* V944810	09/29/2022	KERRY O'CONNOR	R	14.00	ACCOUNTS PAYABLE VOUCHER
* V944811	09/29/2022	KIMBERLY J. ROBERTS	R	145.41	ACCOUNTS PAYABLE VOUCHER
* V944812	09/30/2022	AT & T	R	1009.70	ACCOUNTS PAYABLE VOUCHER
* V944813	09/30/2022	BELLEFAIRE JCB	R	80678.00	ACCOUNTS PAYABLE VOUCHER
* V944814	09/30/2022	CITY OF CLEVELAND WATER	R	12203.38	ACCOUNTS PAYABLE VOUCHER
* V944815	09/30/2022	NORTHEAST OHIO REGIONAL SEWER	R	17044.48	ACCOUNTS PAYABLE VOUCHER
* V944816	09/30/2022	SPECTRUM (TIME WARNER CABLE)	R	2723.86	ACCOUNTS PAYABLE VOUCHER
* V944817	09/30/2022	VERIZON	R	6264.65	ACCOUNTS PAYABLE VOUCHER
* V944818	09/30/2022	WASTE MANAGEMENT OF OHIO INC	R	6683.40	ACCOUNTS PAYABLE VOUCHER
* V944823	09/30/2022	HUNTINGTON BANK-MASTERCARDS	R	69052.13	ACCOUNTS PAYABLE VOUCHER
* V944824	09/30/2022	HNB MEDICARE	R	73141.74	ACCOUNTS PAYABLE VOUCHER
* V944825	09/30/2022	SCHOOL EMPLOYEE RETIREMENT (SERS)	R	35671.34	ACCOUNTS PAYABLE VOUCHER
* V944826	09/30/2022	STATE TEACHERS RETIREMENT (STRS)	R	30148.12	ACCOUNTS PAYABLE VOUCHER
* V944833	09/30/2022	AMERICAN EXPRESS	R	69199.69	ACCOUNTS PAYABLE VOUCHER
* V944834	09/30/2022	MEDICAL MUTUAL OF OHIO	R	947855.77	ACCOUNTS PAYABLE VOUCHER
* V944835	09/30/2022	ANTHEM	R	47201.65	ACCOUNTS PAYABLE VOUCHER
* V944836	09/30/2022	ALLSTATE	R	17733.87	ACCOUNTS PAYABLE VOUCHER
* V944837	09/30/2022	LINCOLN NATIONAL LIFE INS CO	R	4164.09	ACCOUNTS PAYABLE VOUCHER
* V944838	09/30/2022	MEDICAL MUTUAL FLEX PLAN	R	9526.42	ACCOUNTS PAYABLE VOUCHER
* V944839	09/30/2022	CCT FINANCIAL	R	9673.25	ACCOUNTS PAYABLE VOUCHER
* V944840	09/30/2022	OSC - NATURAL GAS	R	20815.00	ACCOUNTS PAYABLE VOUCHER
* V944841	09/30/2022	PAY FOR IT	R	7162.75	ACCOUNTS PAYABLE VOUCHER
* V944842	09/30/2022	RED TREE INVESTMENT GROUP	R	4597.34	ACCOUNTS PAYABLE VOUCHER
* V944843	09/30/2022	SQUARE	R	11.70	ACCOUNTS PAYABLE VOUCHER
* V944844	09/30/2022	CUYAHOGA CO REAL ESTATE TAX	R	6474.69	ACCOUNTS PAYABLE VOUCHER
* V944845	09/30/2022	MWW1 OH LLC	R	2447.96	ACCOUNTS PAYABLE VOUCHER
* V944846	09/30/2022	SHAKER HEIGHTS PUBLIC LIBRARY	R	500.00	ACCOUNTS PAYABLE VOUCHER
* V948440	09/01/2022	AFSCME PEOPLE	R	14.60	ACCOUNTS PAYABLE VOUCHER
* V948441	09/01/2022	ALLSTATE	R	8894.92	ACCOUNTS PAYABLE VOUCHER
* V948442	09/01/2022	DEARBORN LIFE INSURANCE COMPANY	R	2168.23	ACCOUNTS PAYABLE VOUCHER
* V948443	09/01/2022	EDUCATORS RESERVE	R	1171.00	ACCOUNTS PAYABLE VOUCHER
* V948444	09/01/2022	HNB MEDICARE	R	72547.44	ACCOUNTS PAYABLE VOUCHER
* V948445	09/01/2022	HUNTINGTON BANK	R	226993.27	ACCOUNTS PAYABLE VOUCHER
* V948446	09/01/2022	LEGALSHIELD	R	576.96	ACCOUNTS PAYABLE VOUCHER
* V948447	09/01/2022	LINCOLN NATIONAL LIFE INS CO	R	2217.86	ACCOUNTS PAYABLE VOUCHER
* V948448	09/01/2022	LOCAL 200 DUES 12 MO	R	1920.00	ACCOUNTS PAYABLE VOUCHER
* V948449	09/01/2022	MEDICAL MUTUAL FLEX PLAN	R	10834.35	ACCOUNTS PAYABLE VOUCHER
* V948450	09/01/2022	O.A.P.S.E. LOCAL 149	R	2728.63	ACCOUNTS PAYABLE VOUCHER
* V948451	09/01/2022	OHIO CHILD SUPPORT CENTRAL	R	5490.63	ACCOUNTS PAYABLE VOUCHER
* V948452	09/01/2022	OHIO PUBLIC DEFERRED COMPENSATION	R	12087.84	ACCOUNTS PAYABLE VOUCHER
* V948453	09/01/2022	SCHOOL EMPLOYEE RETIREMENT	R	66405.55	ACCOUNTS PAYABLE VOUCHER
* V948454	09/01/2022	SCHOOL EMPLOYEE RETIREMENT (SERS)	R	103981.16	ACCOUNTS PAYABLE VOUCHER

POWERSCHOOL
DATE: 10/19/2022
TIME: 08:11:27

SHAKER HEIGHTS CITY SCHOOLS
CHECK REGISTER INCLUDING SYSTEM VOIDS

PAGE NUMBER: 8
ACCTPA21
ACCOUNTING PERIOD: 3/23

SELECTION CRITERIA: chkstat.rundate between '20220901' and '20220930'

* V948455	09/01/2022	SHAKER HEIGHTS BD.OF EDUCATION	R	403.50	ACCOUNTS PAYABLE VOUCHER
* V948456	09/01/2022	STATE TEACHERS RETIREMENT	R	253193.05	ACCOUNTS PAYABLE VOUCHER
* V948457	09/01/2022	STATE TEACHERS RETIREMENT (STRS)	R	293883.63	ACCOUNTS PAYABLE VOUCHER
* V948458	09/01/2022	TREASURER, STATE OF OHIO	R	59838.74	ACCOUNTS PAYABLE VOUCHER
* V948459	09/01/2022	VOYA RETIREMENT INS. AND ANNUITY CO	R	4295.66	ACCOUNTS PAYABLE VOUCHER
* V948460	09/01/2022	VOYA RETIREMENT INS.&ANNUITY	R	5276.53	ACCOUNTS PAYABLE VOUCHER
* V948461	09/16/2022	AFSCME PEOPLE	R	8.35	ACCOUNTS PAYABLE VOUCHER
* V948462	09/16/2022	ALLSTATE	R	8726.82	ACCOUNTS PAYABLE VOUCHER
* V948463	09/16/2022	DEARBORN LIFE INSURANCE COMPANY	R	7034.31	ACCOUNTS PAYABLE VOUCHER
* V948464	09/16/2022	EDUCATORS RESERVE	R	1171.00	ACCOUNTS PAYABLE VOUCHER
* V948465	09/16/2022	HNB MEDICARE	R	75676.80	ACCOUNTS PAYABLE VOUCHER
* V948466	09/16/2022	HUNTINGTON BANK	R	233123.32	ACCOUNTS PAYABLE VOUCHER
* V948467	09/16/2022	LEGALSHIELD	R	596.44	ACCOUNTS PAYABLE VOUCHER
* V948468	09/16/2022	LINCOLN NATIONAL LIFE INS CO	R	2154.25	ACCOUNTS PAYABLE VOUCHER
* V948469	09/16/2022	LOCAL 200 DUES 12 MO	R	1815.00	ACCOUNTS PAYABLE VOUCHER
* V948470	09/16/2022	MEDICAL MUTUAL FLEX PLAN	R	11407.68	ACCOUNTS PAYABLE VOUCHER
* V948471	09/16/2022	O.A.P.S.E. LOCAL 149	R	2525.34	ACCOUNTS PAYABLE VOUCHER
* V948472	09/16/2022	OHIO CHILD SUPPORT CENTRAL	R	5490.63	ACCOUNTS PAYABLE VOUCHER
* V948473	09/16/2022	OHIO PUBLIC DEFERRED COMPENSATION	R	10812.84	ACCOUNTS PAYABLE VOUCHER
* V948474	09/16/2022	OHIO SCHOOL DISTRICT INC.TAX	R	420.04	ACCOUNTS PAYABLE VOUCHER
* V948475	09/16/2022	RITA	R	115462.61	ACCOUNTS PAYABLE VOUCHER
* V948476	09/16/2022	SCHOOL EMPLOYEE RETIREMENT	R	66997.02	ACCOUNTS PAYABLE VOUCHER
* V948477	09/16/2022	SCHOOL EMPLOYEE RETIREMENT (SERS)	R	104909.03	ACCOUNTS PAYABLE VOUCHER
* V948478	09/16/2022	SHCSD DENTAL	R	60557.17	ACCOUNTS PAYABLE VOUCHER
* V948479	09/16/2022	SHCSD MEDICAL	R	806660.68	ACCOUNTS PAYABLE VOUCHER
* V948480	09/16/2022	SHCSD PRESCRIPTION	R	196332.92	ACCOUNTS PAYABLE VOUCHER
* V948481	09/16/2022	STATE TEACHERS RETIREMENT	R	267861.09	ACCOUNTS PAYABLE VOUCHER
* V948482	09/16/2022	STATE TEACHERS RETIREMENT (STRS)	R	308639.82	ACCOUNTS PAYABLE VOUCHER
* V948483	09/16/2022	STRS BUY BACK ANNUITIZED	R	2527.50	ACCOUNTS PAYABLE VOUCHER
* V948484	09/16/2022	TREASURER, STATE OF OHIO	R	62339.81	ACCOUNTS PAYABLE VOUCHER
* V948485	09/16/2022	VOYA RETIREMENT INS. AND ANNUITY CO	R	2233.63	ACCOUNTS PAYABLE VOUCHER
* V948486	09/16/2022	VOYA RETIREMENT INS.&ANNUITY	R	5146.53	ACCOUNTS PAYABLE VOUCHER
* V948487	09/20/2022	HNB MEDICARE	R	174.94	ACCOUNTS PAYABLE VOUCHER
* V948488	09/20/2022	HUNTINGTON BANK	R	647.44	ACCOUNTS PAYABLE VOUCHER
* V948489	09/20/2022	OHIO SCHOOL DISTRICT INC.TAX	R	14.72	ACCOUNTS PAYABLE VOUCHER
* V948490	09/20/2022	RITA	R	135.74	ACCOUNTS PAYABLE VOUCHER
* V948491	09/20/2022	SCHOOL EMPLOYEE RETIREMENT	R	17.85	ACCOUNTS PAYABLE VOUCHER
* V948492	09/20/2022	SCHOOL EMPLOYEE RETIREMENT (SERS)	R	28.02	ACCOUNTS PAYABLE VOUCHER
* V948493	09/20/2022	TREASURER, STATE OF OHIO	R	144.04	ACCOUNTS PAYABLE VOUCHER
TOTAL FUND				6518051.82	
TOTAL REPORT				6518051.82	

10. BOND ISSUE EXPENDITURE SUMMARY

SHAKER HEIGHTS CITY SCHOOL DISTRICT
FUND 004
CAPITAL PROJECT EXPENDITURES

SUMMARY AS OF
September 30, 2022

CATEGORY	BEG. OF MONTH BALANCE	EXPENDITURES MTD	EXPENDITURES TO DATE
OTHER NON-BOND PROJECTS 9121, 9150&9620	\$31,410,791.82	\$0.00	\$31,410,791.82
SSF FUNDED PROJECTS	\$2,475,568.82	\$0.00	\$2,475,568.82
FY2018 BONDS-SCC 94xx	\$25,525,595.39	\$0.00	\$25,525,595.39
TOTAL TO DATE	\$59,411,956.03	\$0.00	\$59,411,956.03

**NON-BOND SOURCES
OTHER**

PROJECT December 31 2018	BUILDING	Land, Building Vehicles, F&E	CHECK DATE	SPECIAL COST CENTER	ESTIMATED COST	ACTUAL COST MTD	ACTUAL COST TO DATE	CONTRACTOR/ VENDOR
Other:								
install hot water boiler; remove old one	Middle School		1/12/2005		\$6,000.00	\$6,000.00	\$6,000.00	Hoover Heating & Air Cond.
completion of electrical upgrades	High School		1/31/2005		\$11,472.00	\$11,472.00	\$11,472.00	Genesis Electric
service on Hydro Pulse boiler	District		1/31/2005		\$685.00	\$685.00	\$685.00	Hoover Heating & Air Cond.
DA Robers & Assoc	District		2/9/2005		\$2,000.00	\$2,000.00	\$2,000.00	DA Robers & Assoc.
repair roof leaks	Woodbury		2/17/2005		\$470.00	\$470.00	\$470.00	Allied Commerical Roofing
repair roof leaks	Middle School		2/17/2005		\$260.00	\$260.00	\$260.00	Allied Commerical Roofing
telecomm & tech consulting project	District		2/17/2005		\$2,343.75	\$2,343.75	\$2,343.75	Business Technologies
Boulevard elevator - architectural fee	Boulevard		2/17/2005		\$2,070.00	\$2,070.00	\$2,070.00	Collins, Gordon, Bostwick
8 Year Plan - prof services	District		2/17/2005		\$1,298.75	\$1,298.75	\$1,298.75	Collins, Gordon, Bostwick
Onaway Learning Garden - architect	Onaway		2/17/2005		\$3,207.99	\$3,207.99	\$3,207.99	McKnight & Assoc. Ltd.
48 chairs with chrome frames	Fernway		2/17/2005		\$2,283.43	\$2,283.43	\$2,283.43	Waller-Duman Inc.
cafeteria table	Boulevard		2/17/2005		\$942.44	\$942.44	\$942.44	Waller-Duman Inc.
20 folding tables	High School		2/17/2005		\$4,851.00	\$4,851.00	\$4,851.00	Waller-Duman Inc.
repair roof leaks	High School		2/25/2005		\$860.00	\$860.00	\$860.00	Allied Commerical Roofing
repair roof leaks	High School		2/25/2005		\$440.00	\$440.00	\$440.00	Allied Commerical Roofing
repair roof leaks	Fernway		2/25/2005		\$250.00	\$250.00	\$250.00	Allied Commerical Roofing
engineering visit - swing support	Mercer		2/25/2005		\$375.00	\$375.00	\$375.00	Barber and Hoffman Inc
engineering visit - stair vibration	Fernway		2/25/2005		\$840.00	\$840.00	\$840.00	Barber and Hoffman Inc
schematic design - 8 Year Plan	District		2/25/2005		\$1,860.00	\$1,860.00	\$1,860.00	Collins, Gordon, Bostwick
HVAC service call - Phys Ed office	High School		2/25/2005		\$152.50	\$152.50	\$152.50	Hoover Heating & Air Cond.
2nd year of Gold maint - 60 mo contract	District		3/8/2005		\$7,599.00	\$7,599.00	\$7,599.00	Integrated Precision
Woodbury addendum on maint contract	Woodbury		3/8/2005		\$2,081.45	\$2,081.45	\$2,081.45	Integrated Precision
project mgmt activites - roof restoration	HS, Mercer		3/16/2005		\$630.00	\$630.00	\$630.00	Kenderson, Inc.
audio/video consult/design	Onaway		3/16/2005		\$111.18	\$111.18	\$111.18	Teamco/John Paul Baker
repair roof leaks	Bus Gar, Mercer		3/16/2005		\$720.00	\$720.00	\$720.00	Allied Commerical Roofing
consulting - spec ed student transp	District		3/16/2005		\$3,000.00	\$3,000.00	\$3,000.00	Education Logistics, Inc.
audio/video consult/design	Middle School		3/24/2005		\$607.66	\$607.66	\$607.66	Teamco/John Paul Baker
tractor and loader	District		3/24/2005		\$21,612.55	\$21,612.55	\$21,612.55	West Shore New Holland, Inc
legal ad for "Peter's Garden"	Onaway		3/28/2005		\$556.92	\$556.92	\$556.92	Plain Dealer
engnr/arch serv - mobile classrm relo	District		3/30/2005		\$17,969.53	\$17,969.53	\$17,969.53	Christian & Klopper, Inc.
arch services - SHCSD 8 year plan	District		3/30/2005		\$2,070.00	\$2,070.00	\$2,070.00	Collins, Gordon, Bostwick
roof and gutter repairs	District	Building	4/28/2005	9150	\$1,225.00	\$1,225.00	\$1,225.00	Allied Commercial Roofing
spec ed transp study - travel exp	District	F&E	4/28/2005	9150	\$275.63	\$275.63	\$275.63	Education Logistics, Inc.
flat screen monitor (19")	Transportation	F&E	4/30/2005	9150	\$349.00	\$349.00	\$349.00	Dell Marketing L.P.
flat screen monitor (17")	Admin	F&E	4/30/2005	9150	\$229.00	\$229.00	\$229.00	Dell Marketing L.P.
engineering for elect serv upgrade	High School	Building	5/4/2005	9150	\$520.00	\$520.00	\$520.00	Karpinski Engineering
install mini-split A/C units (5)	District	F&E	5/10/2005	9150	\$21,282.50	\$21,282.50	\$21,282.50	Hoover Heating & Air Cond.
ornamental spray - Rose Garden	Woodbury	Land	5/26/2005	9150	\$97.00	\$97.00	\$97.00	H.A.M. Landscaping
tables with Chem-Armor surface (3)	Woodbury	F&E	5/26/2005	9150	\$3,135.00	\$3,135.00	\$3,135.00	Ward's Natural Science
metal student lockers	Fernway	F&E	5/26/2005	9150	\$1,200.00	\$1,200.00	\$1,200.00	Waller-Duman Inc.
ornamental Spray - Rose Garden	Woodbury	Land	6/9/2005	9150	\$195.45	\$195.45	\$195.45	H.A.M. Landscaping
qtrly fee - telecom & tech consulting	Admin	F&E	6/9/2005	9150	\$2,343.75	\$2,343.75	\$2,343.75	Business Technologies

OTHER

PROJECT December 31 2018	BUILDING	Land, Building Vehicles, F&E	CHECK DATE	SPECIAL COST CENTER	ESTIMATED COST	ACTUAL COST MTD	ACTUAL COST TO DATE	CONTRACTOR/ VENDOR
TV mount	Boulevard	F&E	6/27/2005	9150	\$180.00	\$180.00	\$180.00	Teamco/John Paul Baker
travel exp for transp consultant	Admin	F&E	6/27/2005	9150	\$278.17	\$278.17	\$278.17	Education Logistics, Inc.
portion of plan review - elev study	Boulevard	Building	6/27/2005	9150	\$188.23	\$188.23	\$188.23	Collins, Gordon, Bostwick
landscaping at Woodbury	Woodbury	Land	7/28/2005	9150	\$135.00	\$135.00	\$135.00	H.A.M. Landscaping
rooftop unit above HS Library	High School	F&E	7/29/2005	9150	\$806.25	\$806.25	\$806.25	Hoover Heating & Air Cond.
install new boiler	Boulevard	F&E	7/29/2005	9150	\$20,580.00	\$20,580.00	\$20,580.00	RCR Services Inc.
1/2 cost of Door H lock and remote	District	Building	8/5/2005	9150	\$2,365.45	\$2,365.45	\$2,365.45	Integrated Precision
qtrly fee - telecom & tech consulting	Admin	F&E	8/12/2005	9150	\$2,343.75	\$2,343.75	\$2,343.75	Business Technologies
ornamental spray - Rose Garden	Woodbury	Land	8/12/2005	9150	\$540.00	\$540.00	\$540.00	H.A.M. Landscaping
architectural services - Peters Garden	Onaway	Land	8/31/2005	9150	\$1,512.46	\$1,512.46	\$1,512.46	McKnight & Assoc. Ltd.
miscellaneous roof repairs	District	Building	9/15/2005	9150	\$1,260.00	\$1,260.00	\$1,260.00	Allied Commercial Roofing
ornamental Spray - Rose Garden	Woodbury	Land	9/15/2005	9150	\$405.00	\$405.00	\$405.00	H.A.M. Landscaping
service call on small a/c unit	High School	F&E	9/15/2005	9150	\$203.00	\$203.00	\$203.00	Hoover Heating & Air Cond.
architectural services - Peters Garden	Onaway	Land	9/23/2005	9150	\$900.00	\$900.00	\$900.00	McKnight & Assoc. Ltd.
upgrade AED units	District	F&E	9/23/2005	9150	\$7,281.25	\$7,281.25	\$7,281.25	Medtronic Physio-Control Corp
annual roofing inspection/assessment	District	Building	10/12/2005	9150	\$1,375.00	\$1,375.00	\$1,375.00	Kenderson, Inc.
re-mount TV in music room	Woodbury	F&E	10/12/2005	9150	\$277.60	\$277.60	\$277.60	Teamco/John Paul Baker
repairs on computer lab rooftop a/c	Woodbury	F&E	10/19/2005	9150	\$338.93	\$338.93	\$338.93	Hoover Heating & Air Cond.
maint contract - attendance ph system	High School	F&E	10/28/2005	9150	\$395.00	\$395.00	\$395.00	US Netcom Corp
repair of roof leaks	MS & Bus Gar	Building	11/4/2005	9150	\$1,550.00	\$1,550.00	\$1,550.00	Allied Commercial Roofing
SMART board	Onaway	F&E	11/4/2004	9150	\$1,923.00	\$1,923.00	\$1,923.00	SMART Ed. Services
partial exp for SMARTbd to Jennings	Onaway	F&E	5/18/2006	9150	(\$1,373.37)	(\$1,373.37)	(\$1,373.37)	SSF/Jennings Grant
ornamental Spray, Rose Garden, Sep	Woodbury	Land	11/7/2005	9150	\$540.00	\$540.00	\$540.00	H.A.M. Landscaping
five addtl parking slots (Peter's Grdn)	Onaway	Land	11/14/2005	9150	\$22,962.00	\$22,962.00	\$22,962.00	Vizmeg Landscape Inc.
repair of roof leaks	Admin	Building	11/18/2005	9150	\$230.00	\$230.00	\$230.00	Allied Commercial Roofing
ornamental spray, Rose Garden, Oct	Woodbury	Land	11/23/2005	9150	\$270.00	\$270.00	\$270.00	H.A.M. Landscaping
upgrade of a/c unit to Mitsubishi	Onaway	F&E	11/23/2005	9150	\$650.00	\$650.00	\$650.00	Hoover Heating & Air Cond.
s/w maint & support - PhoneMaster	Transportation	F&E	12/9/2005	9150	\$499.00	\$499.00	\$499.00	US Netcom Corp
roof repairs at Admin Building	Admin	Building	12/30/2005	9150	\$395.00	\$395.00	\$395.00	Allied Commercial Roofing
misc service calls re: furnace/AC	District	F&E	1/13/2006	9150	\$1,531.34	\$1,531.34	\$1,531.34	Hoover Heating & Air Cond.
gutter and roof repair	Mercer	Building	1/24/2006	9150	\$1,595.00	\$1,595.00	\$1,595.00	Allied Commercial Roofing
two Epson projectors	Onaway	F&E	2/10/2006	9150	\$2,483.98	\$2,483.98	\$2,483.98	CDW Government, Inc.
labor for mounting televisions	Boulevard	F&E	2/15/2006	9150	\$480.00	\$480.00	\$480.00	Teamco/John Paul Baker
corner desk with hutch, storage unit	District	F&E	2/15/2006	9150	\$1,658.00	\$1,658.00	\$1,658.00	Mentor Office Supply
mobile files with lock	District	F&E	2/15/2006	9150	\$692.00	\$692.00	\$692.00	Mentor Office Supply
appliance - tchrs lounge (was Fnd 01)	Boulevard	F&E	2/28/2006	9150	\$455.00	\$455.00	\$455.00	Lowe's
music library system	Middle School	F&E	3/9/2006	9150	\$6,584.25	\$6,584.25	\$6,584.25	Wenger Corporation
repairs of roof leak over room 113	Lomond	Building	3/31/2006	9150	\$385.00	\$385.00	\$385.00	Allied Commercial Roofing
ornamental spray, Rose Garden, Mar	Woodbury	Land	4/27/2006	9150	\$135.00	\$135.00	\$135.00	H.A.M. Landscaping
ornamental spray, Rose Garden, Apr	Woodbury	Land	5/25/2006	9150	\$135.00	\$135.00	\$135.00	H.A.M. Landscaping
repair of roof leak and loose slates	Woodbury	Building	6/16/2006	9150	\$265.00	\$265.00	\$265.00	Allied Commercial Roofing
repair of three roof leak areas	Boulevard	Building	6/16/2006	9150	\$725.00	\$725.00	\$725.00	Allied Commercial Roofing
correction to SSF share for P's Garden	Onaway	Land	6/30/2006	9150	\$702.00	\$702.00	\$702.00	transfer Vizmeg exp from SSF
ornamental spray - Rose Garden, Jun	Woodbury	Land	7/21/2006	9150	\$540.00	\$540.00	\$540.00	H.A.M. Landscaping
service call on a/c in Music Room	Fernway	Building	7/21/2006	9150	\$165.00	\$165.00	\$165.00	Hoover Heating & Air Cond.

OTHER

PROJECT December 31 2018	BUILDING	Land, Building Vehicles, F&E	CHECK DATE	SPECIAL COST CENTER	ESTIMATED COST	ACTUAL COST MTD	ACTUAL COST TO DATE	CONTRACTOR/ VENDOR
repair roof leak	Admin	Building	7/31/2006	9150	\$375.00	\$375.00	\$375.00	Allied Commercial Roofing
ornamental spray - Rose Garden, Jul	Woodbury	Land	8/31/2006	9150	\$540.00	\$540.00	\$540.00	H.A.M. Landscaping
three seat walls/benches	Onaway	Land	8/31/2006	9181	\$8,400.00	\$8,400.00	\$8,400.00	Pinzone II
reimb from PTO for three benches	Onaway	Land	9/27/2006	9181	(\$8,400.00)	(\$8,400.00)	(\$8,400.00)	Onaway PTO
ornamental spray - Rose Garden, Aug	Woodbury	Land	9/8/2006	9150	\$540.00	\$540.00	\$540.00	H.A.M. Landscaping
install TV/VCR mounts	District	F&E	9/15/2006	9150	\$5,824.69	\$5,824.69	\$5,824.69	Teamco/John Paul Baker
move outlet	Mercer	Building	9/22/2006	9150	\$315.00	\$315.00	\$315.00	Teamco/John Paul Baker
repair roof leak	Boulevard	Building	9/27/2006	9150	\$395.00	\$395.00	\$395.00	Allied Commercial Roofing
ornamental spray - Rose Garden, Sep	Woodbury	Land	10/16/2006	9150	\$540.00	\$540.00	\$540.00	H.A.M. Landscaping
ornamental spray - Rose Garden, Oct	Woodbury	Land	11/17/2006	9150	\$135.00	\$135.00	\$135.00	H.A.M. Landscaping
repair of misc roof leaks	District	Building	11/17/2006	9150	\$1,515.00	\$1,515.00	\$1,515.00	Allied Commercial Roofing
miscellaneous roof repairs	Middle School	Building	11/30/2006	9150	\$2,770.00	\$2,770.00	\$2,770.00	Allied Commercial Roofing
transfer F07 Rose Garden exp to Fd 1	Woodbury	Land	11/30/2006	9150	(\$2,295.00)	(\$2,295.00)	(\$2,295.00)	intra-district transfer
install TV & cabling for computer AV	Middle School	F&E	12/20/2006	9150	\$690.00	\$690.00	\$690.00	Teamco/John Paul Baker
repair of misc roof leaks	High School	Building	12/29/2006	9150	\$785.00	\$785.00	\$785.00	Allied Commercial Roofing
water testing of drains over auditorium	High School	Building	12/29/2006	9150	\$425.00	\$425.00	\$425.00	Allied Commercial Roofing
repair damaged section of roof	Middle School	Building	2/19/2007	9150	\$3,995.00	\$3,995.00	\$3,995.00	Allied Commercial Roofing
repair of roof leaks and cracked drain	Middle School	Building	4/20/2007	9150	\$275.00	\$275.00	\$275.00	Allied Commercial Roofing
ornamental spray - Rose Garden, May&Jun	Woodbury	Land	8/10/2007	9150	\$1,080.00	\$1,080.00	\$1,080.00	H.A.M. Landscaping
cable outlet installed	High School	Building	10/8/2007	9150	\$403.49	\$403.49	\$403.49	Teamco/John Paul Baker
legal charges	High School	Building	11/24/2007	9150	\$958.08	\$958.08	\$958.08	Plain Dealer
ornamental spray - Rose Garden	Woodbury	Land	12/11/2007	9150	\$1,485.00	\$1,485.00	\$1,485.00	H.A.M. Landscaping
cable installation and TV mounting	High School	F&E	12/20/2007	9150	\$1,474.53	\$1,474.53	\$1,474.53	Teamco/John Paul Baker
antenna and mast	Fernway	F&E	1/16/2008	9150	\$639.58	\$639.58	\$639.58	Teamco/John Paul Baker
Plain Dealer Ad	District	Building	7/26/2008	9150	\$1,137.72	\$1,137.72	\$1,137.72	Plain Dealer
Plain Dealer Ad	District	Building	8/30/2008	9150	\$978.04	\$978.04	\$978.04	Plain Dealer
Extend cable system	District	Building	10/14/2008	9150	\$2,084.32	\$2,084.32	\$2,084.32	Teamco/John Paul Baker
Emergency Fire Remediation	District	Building	12/12/2008	9150	\$6,435.72	\$6,435.72	\$6,435.72	Yanesh Brothers Construction
Water damage, restoration services	District	Building	12/31/2008	9150	\$47,000.00	\$47,000.00	\$47,000.00	Paul Davis Restoration of Cleve
TV installation	High School	F&E	1/16/2009	9150	\$660.00	\$660.00	\$660.00	Teamco/John Paul Baker
Ludlow Restoration	District	Building	5/29/2009	9150	\$5,341.02	\$5,341.02	\$5,341.02	Paul Davis Restoration of Cleve
DLMO Supplies	District	F&E	6/1/2009	9169	\$636.00	\$636.00	\$636.00	Cousin's Video
Security Equipment	District	F&E	9/16/2009	9150	\$21,730.62	\$21,730.62	\$21,730.62	21st Century Alarm/Data
Security Cameras	Middle School	F&E	9/25/2009	9150	\$9,859.00	\$9,859.00	\$9,859.00	21st Century Alarm/Data
Security Cameras	Lomond	F&E	4/22/2010	9150	\$3,850.00	\$3,850.00	\$3,850.00	21st Century Alarm/Data
Security Cameras-Shaker Share	Ludlow	F&E	8/31/2010	9150	\$8,848.50	\$8,848.50	\$8,848.50	21st Century Alarm/Data
Security Cameras-PEP Share	Ludlow	F&E	8/31/2010	9150	\$8,848.50	\$8,848.50	\$8,848.50	21st Century Alarm/Data
Admin Chiller Architectural Services	Admin	F&E	7/31/2014	9150	\$20,444.80	\$20,444.80	\$20,444.80	Neville Architects
Replacement chiller	Admin	F&E	9/16/2014	9150	\$21,143.00	\$21,143.00	\$21,143.00	Carrier Corporation
Replacement chiller	Admin	F&E	10/23/2014	9150	\$114,580.00	\$114,580.00	\$114,580.00	Daikin Applied
Replacement chiller	Admin	F&E	10/30/2014	9150	\$5,220.00	\$5,220.00	\$5,220.00	Daikin Applied
Admin Chiller Architectural Services	Admin	F&E	12/29/2014	9150	\$4,070.00	\$4,070.00	\$4,070.00	Neville Architects
Chiller Replacement Project	Admin	F&E	7/31/2015	9150	\$8,230.00	\$8,230.00	\$8,230.00	Daikin Applied
Correction of prior period expense	Admin	F&E	12/31/2017	9150	(\$94,742.74)	(\$94,742.74)	(\$94,742.74)	Move exp to SCC 9165
Correction of prior period expense	Admin	F&E	12/31/2017	9150	(\$33,244.34)	(\$33,244.34)	(\$33,244.34)	Move exp to SCC 9167

OTHER

PROJECT December 31 2018	BUILDING	Land, Building Vehicles, F&E	CHECK DATE	SPECIAL COST CENTER	ESTIMATED COST	ACTUAL COST MTD	ACTUAL COST TO DATE	CONTRACTOR/ VENDOR
HS Fire Remediation	High School	Building	7/24/2018	9150	\$81,064.24	\$81,064.24	\$81,064.24	All Disaster Services
Facilities Assessment	Admin	Building	10/30/2018	9150	\$17.50	\$17.50	\$17.50	Van Auken Akins Architects LLC
LAN - Network Integration Project:								
vendor maintenance renewals (6)	Admin	F&E	1/31/2005		\$563.59	\$563.59	\$563.59	Data Processing Sciences
Network Support - Dec 04	District	F&E	1/31/2005		\$1,500.00	\$1,500.00	\$1,500.00	Information Systems Integration
Network Support - Jan 05 and Feb 05	District	F&E	2/17/2005		\$3,000.00	\$3,000.00	\$3,000.00	Information Systems Integration
Network Support - March 05	District	F&E	4/19/2005	9178	\$1,500.00	\$1,500.00	\$1,500.00	Information Systems Integration
Network Support - April 05	District	F&E	5/4/2005	9178	\$1,500.00	\$1,500.00	\$1,500.00	Information Systems Integration
Network Support - May 05	District	F&E	5/31/2005	9178	\$1,500.00	\$1,500.00	\$1,500.00	Information Systems Integration
Network Support - June 05	District	F&E	6/27/2005	9178	\$1,500.00	\$1,500.00	\$1,500.00	Information Systems Integration
Buses:								
71 passenger school buses (2)	District	Vehicles	5/23/2005	9163	\$117,020.00	\$117,020.00	\$117,020.00	Myers Equipment Corp
bus for special needs students	District	Vehicles	8/18/2005	9163	\$33,676.00	\$33,676.00	\$33,676.00	Transportation Equip Sales Corp
65 passenger school buses (2)	District	Vehicles	8/31/2005	9163	\$117,325.00	\$117,325.00	\$117,325.00	Myers Equipment Corp
principal & interest on 365 day loan	District	Vehicles	10/19/2005	9163	\$734,328.00	\$734,328.00	\$734,328.00	Fifth Third Bank
71 passenger school buses (2)	District	Vehicles	5/18/2006	9163	\$115,766.00	\$115,766.00	\$115,766.00	Myers Equipment Corp
71 passenger school bus	District	Vehicles	8/25/2006	9163	\$58,758.00	\$58,758.00	\$58,758.00	Myers Equipment Corp
principal & interest on 365 day loan	District	Vehicles	10/18/2006	9163	\$592,736.67	\$592,736.67	\$592,736.67	Huntington National Bank
71 passenger school buses (4)	District	Vehicles	10/31/2006	9163	\$242,892.00	\$242,892.00	\$242,892.00	Wise International Trucks
paying agent fee for bus loan	District	Vehicles	11/27/2006	9163	\$200.00	\$200.00	\$200.00	Huntington National Bank
transfer paying agent fee to Fund 002	District	Vehicles	12/31/2006	9163	(\$200.00)	(\$200.00)	(\$200.00)	Huntington National Bank
principal & interest on 365 day loan	District	Vehicles	10/18/2007	9163	\$592,736.67	\$592,736.67	\$592,736.67	Huntington National Bank
71 passenger school buses (3)	District	Vehicles	10/26/2007	9163	\$208,476.00	\$208,476.00	\$208,476.00	Power City Intn'l Trucks, Inc
65 passenger school buses (1)	District	Vehicles	4/25/2008	9163	\$70,432.60	\$70,432.60	\$70,432.60	Power City Intn'l Trucks, Inc
GPS Unit for buses	District	Vehicles	9/11/2008	9163	\$44,750.00	\$44,750.00	\$44,750.00	Education Logistics, Inc
GPS Units installed	District	Vehicles	9/24/2008	9163	\$26,034.50	\$26,034.50	\$26,034.50	Education Logistics, Inc
principal & interest on 365 day loan	District	Vehicles	10/18/2008	9163	\$518,198.33	\$518,198.33	\$518,198.33	Huntington National Bank
71 passenger school buses (4)	District	Vehicles	1/9/2009	9163	\$299,513.60	\$299,513.60	\$299,513.60	Power City Intn'l Trucks, Inc
Fleettracker software	District	Vehicles	8/14/2009	9163	\$2,024.00	\$2,024.00	\$2,024.00	Education Logistics
Fleettracker trainer travel exp	District	Vehicles	8/14/2009	9163	\$1,594.39	\$1,594.39	\$1,594.39	Education Logistics
Fleettracker training fees	District	Vehicles	8/14/2009	9163	\$2,550.00	\$2,550.00	\$2,550.00	Education Logistics
71 passenger school buses (8)	District	Vehicles	10/9/2009	9171	\$609,017.80	\$609,017.80	\$609,017.80	Power City Intn'l Trucks, Inc
principal & interest on 365 day loan	District	Vehicles	10/15/2009	9163	\$514,958.33	\$514,958.33	\$514,958.33	Huntington National Bank
principal & interest on 365 day loan	District	Vehicles	10/5/2010	9171	\$605,983.33	\$605,983.33	\$605,983.33	Huntington National Bank
School Buses (4)	District	Vehicles	9/23/2011	9171	\$316,868.00	\$316,868.00	\$316,868.00	Center City International
principal & interest on 365 day loan	District	Vehicles	10/4/2011	9171	\$605,983.33	\$605,983.33	\$605,983.33	Huntington National Bank
Interest on 2012 Bus Bonds	District	Vehicles	6/14/2013	9171	\$12,500.00	\$12,500.00	\$12,500.00	Bank of New York Mellon
Principal & interest on 2012 Bus Bonds	District	Vehicles	12/15/2013	9171	\$100,000.00	\$100,000.00	\$100,000.00	Bank of New York Mellon
2015 IC Bus	District	Vehicles	2/28/2014	9171	\$26,992.00	\$26,992.00	\$26,992.00	Interstate Billing Service
Interest on 2012 Bus Bonds	District	Vehicles	6/13/2014	9171	\$9,100.00	\$9,100.00	\$9,100.00	Bank of New York Mellon
Sale of Band Bus	District	Vehicles	7/11/2014	9171	(\$1,544.64)	(\$1,544.64)	(\$1,544.64)	Glean Ministries

OTHER

PROJECT December 31 2018	BUILDING	Land, Building Vehicles, F&E	CHECK DATE	SPECIAL COST CENTER	ESTIMATED COST	ACTUAL COST MTD	ACTUAL COST TO DATE	CONTRACTOR/ VENDOR
Principal & interest on 2012 Bus Bonds	District	Vehicles	12/15/2014	9171	\$104,100.00	\$104,100.00	\$104,100.00	Bank of New York Mellon
Interest on 2012 Bus Bonds	District	Vehicles	6/15/2015	9171	\$8,150.00	\$8,150.00	\$8,150.00	Bank of New York Mellon
School Buses (4)	District	Vehicles	11/13/2015	9171	\$357,187.00	\$357,187.00	\$357,187.00	Cardinal Bus Sales
Principal & interest on 2012 Bus Bonds	District	Vehicles	12/15/2015	9171	\$103,150.00	\$103,150.00	\$103,150.00	Bank of New York Mellon
Interest on 2012 Bus Bonds	District	Vehicles	6/15/2016	9171	\$7,200.00	\$7,200.00	\$7,200.00	Bank of New York Mellon
30 passenger bus w/ camera	District	Vehicles	8/25/2016	9171	\$50,739.00	\$50,739.00	\$50,739.00	Cardinal Bus Sales
Bus #2 Trade In	District	Vehicles	8/25/2016	9171	(\$2,150.00)	(\$2,150.00)	(\$2,150.00)	Cardinal Bus Sales
School Buses (3)	District	Vehicles	11/30/2016	9171	\$266,424.00	\$266,424.00	\$266,424.00	Interstate Billing Service
Bus Trade Ins	District	Vehicles	11/30/2016	9171	(\$9,100.00)	(\$9,100.00)	(\$9,100.00)	Interstate Billing Service
Principal & interest on 2012 Bus Bonds	District	Vehicles	12/15/2016	9171	\$102,200.00	\$102,200.00	\$102,200.00	Bank of New York Mellon
Interest on 2012 Bus Bonds	District	Vehicles	6/15/2017	9171	\$6,250.00	\$6,250.00	\$6,250.00	Bank of New York Mellon
Additional Trade-In-2 buses	District	Vehicles	11/28/2017	9171	(\$4,200.00)	(\$4,200.00)	(\$4,200.00)	Myers Equipment Corp
School Buses (3)	District	Vehicles	12/22/2017	9171	\$267,426.00	\$267,426.00	\$267,426.00	Myers Equipment Corp
Bus Trade Ins	District	Vehicles	12/22/2017	9171	(\$9,000.00)	(\$9,000.00)	(\$9,000.00)	Myers Equipment Corp
Principal & interest on 2012 Bus Bonds	District	Vehicles	12/15/2017	9171	\$106,250.00	\$106,250.00	\$106,250.00	Bank of New York Mellon
Interest on 2012 Bus Bonds	District	Vehicles	6/15/2018	9171	\$5,250.00	\$5,250.00	\$5,250.00	Bank of New York Mellon
Other Vehicles & Related Equip:								
Ford van T13	District	Vehicles	3/16/2005		\$23,632.09	\$23,632.09	\$23,632.09	Liberty Ford
Eurovent truck and bus exhaust sys	Bus Garage	Vehicles	4/19/2005	9150	\$20,950.00	\$20,950.00	\$20,950.00	Myers Tire Supply
landscaping machinery and equip	Maintenance	F&E	5/10/2005	9150	\$10,869.00	\$10,869.00	\$10,869.00	Century Equipment
two mowers	Maintenance	F&E	5/26/2005	9150	\$5,615.60	\$5,615.60	\$5,615.60	Marshall Equipment Company
dump Truck/Western Plow	Maintenance	Vehicles	6/9/2005	9150	\$33,049.33	\$33,049.33	\$33,049.33	Liberty Ford
super Z mower	Maintenance	F&E	6/30/2005	9150	\$7,918.40	\$7,918.40	\$7,918.40	Baker Vehicle Systems, Inc.
E-Z-Go Utility Vehicle (Athletics) T16	High School	Vehicles	6/30/2005	9150	\$7,002.00	\$7,002.00	\$7,002.00	Baker Vehicle Systems, Inc.
pick-up truck for maintenance dept	District	Vehicles	7/27/2005	9150	\$11,000.00	\$11,000.00	\$11,000.00	Liberty Ford
2002 Chevy Venture Van T4	District	Vehicles	8/31/2005	9150	\$11,900.00	\$11,900.00	\$11,900.00	Bass Chevrolet
2003 Chevy Venture Van	District	Vehicles	8/31/2005	9150	\$12,495.00	\$12,495.00	\$12,495.00	Bass Chevrolet
furnish & install plows on 3 trucks	Maintenance	F&E	12/9/2005	9150	\$8,375.00	\$8,375.00	\$8,375.00	Eshelman Enterprises Inc.
2004 Ford Ranger T11	Maintenance	Vehicles	9/8/2006	9150	\$16,834.50	\$16,834.50	\$16,834.50	Liberty Ford
2001 Ford F250 w/plow T9	Maintenance	Vehicles	9/8/2006	9150	\$13,500.00	\$13,500.00	\$13,500.00	Liberty Ford
2006 Ford F250 used van	District	Vehicles	10/9/2006	9150	\$18,000.00	\$18,000.00	\$18,000.00	Liberty Ford
2003 Ford Ranger T15	District	Vehicles	10/31/2006	9150	\$10,369.50	\$10,369.50	\$10,369.50	Liberty Ford
Steiner 4x4 tractor	District	Vehicles	11/17/2006	9150	\$6,000.00	\$6,000.00	\$6,000.00	Baker Vehicle Systems, Inc.
2006 Ford Focus	Admin	Vehicles	1/8/2007	9150	\$13,900.00	\$13,900.00	\$13,900.00	Liberty Ford
2004 Ford Pick-up Truck	Admin	Vehicles	4/20/2007	9150	\$19,325.50	\$19,325.50	\$19,325.50	Liberty Ford
2007 Ford F150	District	F&E	11/29/2007	9150	\$55,200.00	\$55,200.00	\$55,200.00	Valley Ford Truck Sales
2004 Ford Windstar Van	Admin	Vehicles	11/30/2007	9150	\$13,265.50	\$13,265.50	\$13,265.50	Liberty Ford
2006 Ford Focus T10	Admin	Vehicles	12/28/2007	9150	\$13,015.50	\$13,015.50	\$13,015.50	Liberty Ford
Yale Fork Truck	District	Vehicles	1/23/2008	9150	\$7,985.00	\$7,985.00	\$7,985.00	North Coast Lift Truck, Inc
Delivery	District	Vehicles	1/23/2008	9150	\$210.00	\$210.00	\$210.00	North Coast Lift Truck, Inc
Fix Battery	District	Vehicles	1/23/2008	9150	\$625.00	\$625.00	\$625.00	North Coast Lift Truck, Inc
Ford Focus	District	Vehicles	2/29/2008	9150	\$12,475.00	\$12,475.00	\$12,475.00	Liberty Ford
dump truck	District	Vehicles	2/22/2008	9150	\$3,500.00	\$3,500.00	\$3,500.00	Valley Ford Truck Sales

OTHER

PROJECT December 31 2018	BUILDING	Land, Building Vehicles, F&E	CHECK DATE	SPECIAL COST CENTER	ESTIMATED COST	ACTUAL COST MTD	ACTUAL COST TO DATE	CONTRACTOR/ VENDOR
Ford E150 T17	District	Vehicles	3/28/2008	9150	\$16,475.00	\$16,475.00	\$16,475.00	Liberty Ford
Ford E150	District	Vehicles	3/20/2008	9150	\$16,475.50	\$16,475.50	\$16,475.50	Liberty Ford
Ford E150	District	Vehicles	4/11/2008	9150	\$16,000.00	\$16,000.00	\$16,000.00	Liberty Ford
2005 Ford Focus T7	District	Vehicles	8/15/2008	9150	\$9,614.95	\$9,614.95	\$9,614.95	Liberty Ford
2005 Ford F150	District	Vehicles	8/8/2008	9150	\$14,425.50	\$14,425.50	\$14,425.50	Liberty Ford
2007 Ford Taurus	District	Vehicles	8/29/2008	9150	\$10,975.50	\$10,975.50	\$10,975.50	Liberty Ford
Multipurpose Tractor	District	Vehicles	8/29/2008	9150	\$16,272.50	\$16,272.50	\$16,272.50	Baker Vehicle Systems, Inc.
Multipurpose Tractor	District	Vehicles	9/11/2008	9150	\$455.00	\$455.00	\$455.00	Baker Vehicle Systems, Inc.
2006 Ford F250 T2	District	Vehicles	10/23/2008	9150	\$17,425.00	\$17,425.00	\$17,425.00	Liberty Ford
2004 Ford F-150 T5	District	Vehicles	11/26/2008	9150	\$11,020.50	\$11,020.50	\$11,020.50	Liberty Ford
Terex Front Loader	District	Vehicles	1/23/2009	9150	\$15,000.00	\$15,000.00	\$15,000.00	Falkenberg Excavating, Inc
2008 Ford F250	District	Vehicles	2/25/2009	9150	\$16,895.50	\$16,895.50	\$16,895.50	Liberty Ford
2003 Chevy Venture Van	District	Vehicles	5/8/2009	9150	\$9,875.47	\$9,875.47	\$9,875.47	Liberty Ford
2004 Ford Freestar T8	District	Vehicles	3/25/2010	9150	\$7,543.50	\$7,543.50	\$7,543.50	Liberty Ford
2008 Mercury Mariner T1	District	Vehicles	4/9/2010	9150	\$12,038.50	\$12,038.50	\$12,038.50	Liberty Ford
2008 Mercury Mariner Trade In T1	District	Vehicles	8/26/2010	9150	(\$15,000.00)	(\$15,000.00)	(\$15,000.00)	Liberty Ford
2007 Ford Focus T6	District	Vehicles	8/27/2010	9150	\$9,298.87	\$9,298.87	\$9,298.87	Liberty Ford
2003 Ford Truck T14	District	Vehicles	8/27/2010	9150	\$8,502.87	\$8,502.87	\$8,502.87	Liberty Ford
Lawn Mowers	District	Vehicles	8/13/2010	9150	\$43,850.54	\$43,850.54	\$43,850.54	Baker Vehicle Systems, Inc.
2010 Ford E150 Van	District	Vehicles	10/8/2010	9150	\$19,028.50	\$19,028.50	\$19,028.50	Liberty Ford
2007 Ford F150 T3	District	Vehicles	12/10/2010	9150	\$13,273.50	\$13,273.50	\$13,273.50	Liberty Ford
2006 Ford F250 Trade In T2	District	Vehicles	7/29/2011	9150	(\$13,500.00)	(\$13,500.00)	(\$13,500.00)	Liberty Ford
2008 Ford F250	District	Vehicles	7/29/2011	9150	\$25,023.50	\$25,023.50	\$25,023.50	Liberty Ford
2007 Ford F150 T3	District	Vehicles	9/8/2011	9150	(\$13,100.00)	(\$13,100.00)	(\$13,100.00)	Liberty Ford
2008 Ford F250	District	Vehicles	9/8/2011	9150	\$26,683.50	\$26,683.50	\$26,683.50	Liberty Ford
2002 Chevy Venture Van T4	District	Vehicles	1/5/2012	9150	(\$1,000.00)	(\$1,000.00)	(\$1,000.00)	Liberty Ford
2004 Mercury Monterey T12	District	Vehicles	1/5/2012	9150	\$11,551.50	\$11,551.50	\$11,551.50	Liberty Ford
2007 Ford E350 Van	District	Vehicles	6/14/2012	9150	\$20,283.50	\$20,283.50	\$20,283.50	Liberty Ford
1995 Ford E350 Van	District	Vehicles	6/14/2012	9150	(\$7,500.00)	(\$7,500.00)	(\$7,500.00)	Liberty Ford
2004 Ford F150 T5	District	Vehicles	6/14/2012	9150	(\$1,000.00)	(\$1,000.00)	(\$1,000.00)	Liberty Ford
2011 Toyota	District	Vehicles	8/9/2012	9150	\$23,771.50	\$23,771.50	\$23,771.50	Liberty Ford
2007 Ford Focus T6	District	Vehicles	8/9/2012	9150	(\$4,000.00)	(\$4,000.00)	(\$4,000.00)	Liberty Ford
2005 Ford Focus T7	District	Vehicles	8/9/2012	9150	(\$2,500.00)	(\$2,500.00)	(\$2,500.00)	Liberty Ford
2004 Ford Freestar T8	District	Vehicles	10/4/2012	9150	(\$2,500.00)	(\$2,500.00)	(\$2,500.00)	Liberty Ford
2001 Ford F250 T9	District	Vehicles	10/4/2012	9150	(\$4,500.00)	(\$4,500.00)	(\$4,500.00)	Liberty Ford
2008 Ford F250	District	Vehicles	10/4/2012	9150	\$24,583.00	\$24,583.00	\$24,583.00	Liberty Ford
Various Trade-Ins	District	Vehicles	8/22/2013	9150	(\$18,500.00)	(\$18,500.00)	(\$18,500.00)	Liberty Ford
2006 Ford Focus T10	District	Vehicles	8/22/2013	9150	(\$4,000.00)	(\$4,000.00)	(\$4,000.00)	Liberty Ford
2004 Ford Ranger T11	Maintenance	Vehicles	8/22/2013	9150	(\$4,000.00)	(\$4,000.00)	(\$4,000.00)	Liberty Ford
2008 Ford F350	District	Vehicles	8/22/2013	9150	\$32,273.50	\$32,273.50	\$32,273.50	Liberty Ford
2012 Dodge Grand Caravan	District	Vehicles	3/10/2014	9150	\$17,283.50	\$17,283.50	\$17,283.50	Ganley Dodge, Inc.
2004 Mercury Monterey T12	District	Vehicles	3/10/2014	9150	(\$2,783.50)	(\$2,783.50)	(\$2,783.50)	Ganley Dodge, Inc.
2011 Ford F250	District	Vehicles	11/13/2014	9150	\$30,220.50	\$30,220.50	\$30,220.50	Liberty Ford
2006 Ford Freestar T13	District	Vehicles	11/13/2014	9150	(\$1,000.00)	(\$1,000.00)	(\$1,000.00)	Liberty Ford
2003 Ford F250 T14	District	Vehicles	11/13/2014	9150	(\$9,000.00)	(\$9,000.00)	(\$9,000.00)	Liberty Ford

OTHER

PROJECT December 31 2018	BUILDING	Land, Building Vehicles, F&E	CHECK DATE	SPECIAL COST CENTER	ESTIMATED COST	ACTUAL COST MTD	ACTUAL COST TO DATE	CONTRACTOR/ VENDOR
2010 Ford F250	District	Vehicles	1/29/2015	9150	\$23,783.50	\$23,783.50	\$23,783.50	Liberty Ford
1999 Chevy Truck Trade-In	District	Vehicles	1/29/2015	9150	(\$5,000.00)	(\$5,000.00)	(\$5,000.00)	Liberty Ford
2011 Ford Ranger	District	Vehicles	4/30/2015	9150	\$21,183.50	\$21,183.50	\$21,183.50	Liberty Ford
EZ-Go Utility Vehicle	MS	Vehicles	11/19/2015	9150	\$3,500.00	\$3,500.00	\$3,500.00	Baker Vehicle Systems, Inc.
2003 Ford Ranger T15	District	Vehicles	4/14/2016	9150	(\$1,583.50)	(\$1,583.50)	(\$1,583.50)	Liberty Ford
2012 Ford Escape	District	Vehicles	4/14/2016	9150	\$14,583.50	\$14,583.50	\$14,583.50	Liberty Ford
EZ-Go Utility Vehicle-Trade In T16	High School	Vehicles	6/30/2016	9150	(\$804.00)	(\$804.00)	(\$804.00)	Baker Vehicle Systems, Inc.
Truckster Golf Cart	High School	Vehicles	6/30/2016	9150	\$8,104.00	\$8,104.00	\$8,104.00	Baker Vehicle Systems, Inc.
EZ-Go Golf Cart	District	Vehicles	7/31/2016	9150	\$7,424.00	\$7,424.00	\$7,424.00	Baker Vehicle Systems, Inc.
Ventrac 4227-Trade In	District	F&E	12/22/2016	9150	(\$2,500.00)	(\$2,500.00)	(\$2,500.00)	Baker Vehicle Systems, Inc.
Ventrac 4500 Tractor-Trade In	District	F&E	12/22/2016	9150	\$32,834.94	\$32,834.94	\$32,834.94	Baker Vehicle Systems, Inc.
New Holland Tractor Cab	District	F&E	2/9/2017	9150	\$7,405.00	\$7,405.00	\$7,405.00	Medina Tractor Sales
Year-end adjustment	District		6/30/2017	9314	\$24,647.33	\$24,647.33	\$24,647.33	Move exp from SCC9314
2005 Ford E150 Van T17	District	Vehicles	9/22/2017	9150	(\$3,000.00)	(\$3,000.00)	(\$3,000.00)	Liberty Ford
2015 Ford Transit	District	Vehicles	9/22/2017	9150	\$30,273.50	\$30,273.50	\$30,273.50	Liberty Ford
Planetarium Project:								
Planetarium Projection System	High School	F&E	5/2/2013	9150	\$59,000.00	\$59,000.00	\$59,000.00	Spitz, Inc.
Planetarium Projection System	High School	F&E	6/27/2013	9150	\$31,300.00	\$31,300.00	\$31,300.00	Spitz, Inc.
Planetarium Projection System	High School	F&E	4/30/2014	9150	(\$4,555.00)	(\$4,555.00)	(\$4,555.00)	Corr. Posting-To 004-9164
PTO Technology:								
Elmo Camera	Lomond	F&E	5/8/2009	9169	\$636.00	\$636.00	\$636.00	Cousin's Video
Computer equipment	Boulevard	F&E	7/24/2009	9169	\$10,861.00	\$10,861.00	\$10,861.00	Smart Ed Services
Computer equipment	Woodbury	F&E	6/30/2010	9169	\$950.32	\$950.32	\$950.32	Easy Graphics and MCPc
Computer equipment	Boulevard	F&E	10/27/2010	9169	\$6,534.60	\$6,534.60	\$6,534.60	Easy Graphics and MCPc
Computer equipment	Woodbury	F&E	8/30/2011	9169	\$25,000.00	\$25,000.00	\$25,000.00	Smart Ed Services
Sound System	Mercer	F&E	1/31/2012	9169	\$4,500.00	\$4,500.00	\$4,500.00	Soundcom Systems
Document Camera	Boulevard	F&E	4/30/2014	9169	\$6,998.00	\$6,998.00	\$6,998.00	Corr. Posting-From FD 001 Tech
Chromebooks	Middle School	F&E	6/30/2016	9169	\$14,520.00	\$14,520.00	\$14,520.00	CDI Computer Dealers Inc
HP LasetJet Printer	Middle School	F&E	1/10/2017	9169	\$224.99	\$224.99	\$224.99	American Express-Amazon
Chromebooks	Middle School	F&E	1/26/2017	9169	\$6,630.00	\$6,630.00	\$6,630.00	CDI Computer Dealers Inc
Computer Charging Station	Middle School	F&E	1/31/2017	9169	\$889.65	\$889.65	\$889.65	School Outfitters
Smartboard	Middle School	F&E	3/16/2017	9169	\$1,808.00	\$1,808.00	\$1,808.00	Tierney Brothers, Inc
Chromebooks	Middle School	F&E	4/7/2017	9169	(\$7,520.00)	(\$7,520.00)	(\$7,520.00)	CDI Computer Dealers Inc
Zing Laser Cutter	Middle School	F&E	6/29/2017	9169	\$947.36	\$947.36	\$947.36	Buckeye Educational Systems
Video Card	Middle School	F&E	2/10/2019	9169	\$630.94	\$630.94	\$630.94	Micro Center
Projector	Middle School	F&E	2/10/2019	9169	\$521.70	\$521.70	\$521.70	CDW Government
Tech Supplies	District	F&E	3/10/2019	9169	\$36.93	\$36.93	\$36.93	Ace Hardware
Tech Supplies	District	F&E	3/10/2019	9169	\$249.72	\$249.72	\$249.72	Home Depot
Tech Supplies	District	F&E	3/10/2019	9169	\$101.70	\$101.70	\$101.70	Amazon
Tech Supplies	District	F&E	3/10/2019	9169	\$189.99	\$189.99	\$189.99	Amazon
Tech Supplies	District	F&E	3/10/2019	9169	\$16.99	\$16.99	\$16.99	Microcenter

OTHER

PROJECT December 31 2018	BUILDING	Land, Building Vehicles, F&E	CHECK DATE	SPECIAL COST CENTER	ESTIMATED COST	ACTUAL COST MTD	ACTUAL COST TO DATE	CONTRACTOR/ VENDOR
Tech Supplies	District	F&E	3/10/2019	9169	\$19.99	\$19.99	\$19.99	Play N Trade
Cable Supplies	Middle School	F&E	4/10/2019	9169	\$5.98	\$5.98	\$5.98	Amazon
Robotics Supplies	Middle School	F&E	4/10/2019	9169	\$582.26	\$582.26	\$582.26	CustomInk
Robotics Supplies	Middle School	F&E	5/10/2019	9169	\$610.69	\$610.69	\$610.69	CustomInk
Robotics Equipment	Middle School	F&E	6/10/2019	9169	\$1,876.05	\$1,876.05	\$1,876.05	Home Depot
Robotics Equipment	Middle School	F&E	11/30/2021	9169	\$2,475.60	\$2,475.60	\$2,475.60	Amazon
PTO Projects:								
Maps and Signage	District	F&E	12/7/2009	9170	\$1,890.00	\$1,890.00	\$1,890.00	Carrollgraphics
Signage	District	F&E	12/9/2009	9170	\$447.00	\$447.00	\$447.00	Carrollgraphics
Onaway Pavers	Onaway	Building	6/30/2010	9170	\$1,500.00	\$1,500.00	\$1,500.00	
MS Microwave	Middle School	F&E	4/30/2012	9170	\$91.74	\$91.74	\$91.74	Staples
Personalized Learning Center:								
Professional Services-Code Study	PLC	Building	7/31/2014	9316	\$5,200.00	\$5,200.00	\$5,200.00	Neville Architects
Window Blinds	PLC	F&E	8/28/2014	9316	\$2,347.92	\$2,347.92	\$2,347.92	Rochelle Platt Window Treatments
Network Design/Implementation	PLC	F&E	8/28/2014	9316	\$3,332.00	\$3,332.00	\$3,332.00	I/S Integration Specialists
Electrical Outlets	PLC	F&E	8/28/2014	9316	\$2,700.00	\$2,700.00	\$2,700.00	Hidden Valley Electric Inc
Painting	PLC	F&E	8/22/2014	9316	\$7,500.00	\$7,500.00	\$7,500.00	Quality Care Painting
Monthly Internet Access	PLC	F&E	8/18/2014	9316	\$565.00	\$565.00	\$565.00	Time Warner
Take down and disposal of partitions	PLC	F&E	8/22/2014	9316	\$880.00	\$880.00	\$880.00	J.C. Sharp Corp.
Monthly Internet Access	PLC	F&E	9/12/2014	9316	\$476.83	\$476.83	\$476.83	Time Warner
Electrical Outlets	PLC	F&E	9/16/2014	9316	\$1,600.00	\$1,600.00	\$1,600.00	Hidden Valley Electric Inc
Ceiling and ceiling tiles	PLC	F&E	9/16/2014	9316	\$1,268.00	\$1,268.00	\$1,268.00	D&J Structural Contracting
Monthly Internet Access	PLC	F&E	10/22/2014	9316	\$450.00	\$450.00	\$450.00	Time Warner
Fire Alarm System	PLC	F&E	10/16/2014	9316	\$2,920.00	\$2,920.00	\$2,920.00	Continental Fire & Security
Emergency Lighting	PLC	F&E	10/23/2014	9316	\$2,125.00	\$2,125.00	\$2,125.00	Hidden Valley Electric Inc
Carpet Tiles	PLC	F&E	11/13/2014	9316	\$9,280.50	\$9,280.50	\$9,280.50	The Floor Show, Calvetta Bros.
Doors	PLC	F&E	11/13/2014	9316	\$18,292.00	\$18,292.00	\$18,292.00	Midland Hardware
Monthly Internet Access	PLC	F&E	11/20/2014	9316	\$450.00	\$450.00	\$450.00	Time Warner
Monthly Internet Access	PLC	F&E	12/12/2014	9316	\$450.00	\$450.00	\$450.00	Time Warner
Monthly Internet Access	PLC	F&E	1/20/2015	9316	\$450.00	\$450.00	\$450.00	Time Warner
Monthly Internet Access	PLC	F&E	2/17/2015	9316	\$450.00	\$450.00	\$450.00	Time Warner
Surveillance Equipment	PLC	F&E	3/16/2015	9316	\$7,200.00	\$7,200.00	\$7,200.00	21st Century Alarm/Data
Emergency Lighting Installation	PLC	F&E	3/16/2015	9316	\$2,450.00	\$2,450.00	\$2,450.00	Hidden Valley Electric Inc
Fire Prevention System	PLC	F&E	4/9/2015	9316	\$10,000.00	\$10,000.00	\$10,000.00	Breck's Plumbing Services
Fire Exit Devices	PLC	F&E	4/30/2015	9316	\$2,754.89	\$2,754.89	\$2,754.89	Midland Hardware
Fire Prevention System	PLC	F&E	5/15/2015	9316	\$7,540.00	\$7,540.00	\$7,540.00	Breck's Plumbing Services
Duct Work Installation	PLC	F&E	5/21/2015	9316	\$5,150.00	\$5,150.00	\$5,150.00	Air-Temp Mechanical, Inc
Cable infrastructure and equipment	PLC	F&E	5/31/2015	9316	\$10,539.09	\$10,539.09	\$10,539.09	Cable Communications
Desktop Computers	PLC	F&E	5/31/2015	9316	\$3,858.35	\$3,858.35	\$3,858.35	Chicago Micro
Architectural Services	PLC	F&E	5/31/2015	9316	\$15,556.75	\$15,556.75	\$15,556.75	Neville Architects
Architectural Services	PLC	F&E	5/31/2015	9316	\$20,439.60	\$20,439.60	\$20,439.60	Neville Architects
Overage on furniture	PLC	F&E	5/31/2015	9316	\$2,343.91	\$2,343.91	\$2,343.91	Various

OTHER

PROJECT December 31 2018	BUILDING	Land, Building Vehicles, F&E	CHECK DATE	SPECIAL COST CENTER	ESTIMATED COST	ACTUAL COST MTD	ACTUAL COST TO DATE	CONTRACTOR/ VENDOR
Drywall, ceiling, bathroom and tile repairs	PLC	F&E	9/30/2015	9316	\$17,667.00	\$17,667.00	\$17,667.00	D&J Structural Contracting
Architectural Services	PLC	F&E	9/30/2015	9316	\$1,647.50	\$1,647.50	\$1,647.50	Neville Architects
Auditorium Equipment	PLC	F&E	10/29/2015	9316	\$7,494.93	\$7,494.93	\$7,494.93	Tierney Brothers, Inc
Fire Alarm System	PLC	F&E	10/30/2015	9316	\$2,414.00	\$2,414.00	\$2,414.00	Continental Fire & Security
Office Max & OMSP Receipt								
Woodbury Clock Tower								
Cupola Repair	WO	Building	9/30/2015	9314	\$42,896.42	\$42,896.42	\$42,896.42	Precision Environmental
Project Admin/Safety Assessment	WO	Building	9/30/2015	9314	\$4,009.10	\$4,009.10	\$4,009.10	Van Auken Akins Architects
Clock Tower Repair	WO	Building	1/21/2016	9314	\$6,319.51	\$6,319.51	\$6,319.51	Van Auken Akins Architects
Clock Tower Repair	WO	Building	2/18/2016	9314	\$14,407.34	\$14,407.34	\$14,407.34	Van Auken Akins Architects
Clock Tower Repair	WO	Building	3/17/2016	9314	\$2,737.35	\$2,737.35	\$2,737.35	Van Auken Akins Architects
Clock Tower Repair	WO	Building	4/14/2016	9314	\$1,162.70	\$1,162.70	\$1,162.70	Van Auken Akins Architects
Clock Tower Repair	WO	Building	5/19/2016	9314	\$5,320.00	\$5,320.00	\$5,320.00	Van Auken Akins Architects
Clock Tower Repair	WO	Building	5/31/2016	9314	\$43,749.73	\$43,749.73	\$43,749.73	Envirocom Construction, Inc.
Clock Tower Repair	WO	Building	6/20/2016	9314	\$209.42	\$209.42	\$209.42	Van Auken Akins Architects
Clock Tower Repair	WO	Building	7/31/2016	9314	\$1,315.36	\$1,315.36	\$1,315.36	Professional Service Industries, Inc
Clock Tower Repair	WO	Building	7/21/2016	9314	\$155,620.67	\$155,620.67	\$155,620.67	Envirocom Construction, Inc.
Clock Tower Repair	WO	Building	8/24/2016	9314	\$128,403.75	\$128,403.75	\$128,403.75	Envirocom Construction, Inc.
Woodbury Pavers	WO	Land	8/25/2016	9314	\$9,250.00	\$9,250.00	\$9,250.00	Romanin Concrete, Inc.
Brick display for Woodbury bell	WO	F&E	9/15/2016	9314	\$3,432.56	\$3,432.56	\$3,432.56	Licursi Garden Center, Inc.
Bronze Plaque	WO	F&E	9/30/2016	9314	\$1,128.75	\$1,128.75	\$1,128.75	Gino's Awards
Foam Boards	WO	F&E	9/30/2016	9314	\$11.62	\$11.62	\$11.62	ARC Document Solutions
Rigging Service-Relocate bell	WO	F&E	9/29/2016	9314	\$3,500.00	\$3,500.00	\$3,500.00	Shippers Highway Express, Inc.
Structural Steel Inspection	WO	F&E	9/22/2016	9314	\$723.00	\$723.00	\$723.00	Professional Service Industries, Inc
New Brick Pedestal	WO	F&E	9/15/2016	9314	\$4,925.00	\$4,925.00	\$4,925.00	R. Chapman Masonry & Const.
Clock Tower Repair	WO	F&E	10/28/2016	9314	\$78,415.63	\$78,415.63	\$78,415.63	Envirocom Construction, Inc.
Clock Tower Gutter Replacement	WO	F&E	11/30/2016	9314	\$4,613.83	\$4,613.83	\$4,613.83	Envirocom Construction, Inc.
Clock Tower Repair	WO	F&E	11/10/2016	9314	\$3,715.00	\$3,715.00	\$3,715.00	Van Auken Akins Architects
Clock Tower Repair	WO	F&E	12/10/2016	9314	\$1,445.20	\$1,445.20	\$1,445.20	Professional Service Industries, Inc
Clock Tower Repair	WO	F&E	12/22/2016	9314	\$9,495.70	\$9,495.70	\$9,495.70	Van Auken Akins Architects
Clock Tower Repair	WO	F&E	1/18/2017	9314	\$15,560.00	\$15,560.00	\$15,560.00	Envirocom Construction, Inc.
Parking Lot & Tennis Courts								
Tennis Court Improvements	District	Land	9/30/2015	9314	\$10,501.10	\$10,501.10	\$10,501.10	Van Auken Akins Architects
Adminstration Parking Lot	District	Land	9/30/2015	9314	\$9,900.00	\$9,900.00	\$9,900.00	Van Auken Akins Architects
Parking Lot & Tennis Court Repair	District	Land	12/17/2015	9314	\$1,356.31	\$1,356.31	\$1,356.31	Van Auken Akins Architects
Parking Lot & Tennis Court Repair	District	Land	1/14/2016	9314	\$3,800.00	\$3,800.00	\$3,800.00	Van Auken Akins Architects
Parking Lot & Tennis Court Repair	District	Land	1/31/2016	9314	\$2,550.00	\$2,550.00	\$2,550.00	Van Auken Akins Architects
Parking Lot & Tennis Court Repair	District	Land	1/31/2016	9314	\$3,476.85	\$3,476.85	\$3,476.85	Van Auken Akins Architects
Parking Lot & Tennis Court Repair	District	Land	2/29/2016	9314	\$850.00	\$850.00	\$850.00	Van Auken Akins Architects
Parking Lot & Tennis Court Repair	District	Land	3/17/2016	9315	\$2,550.88	\$2,550.88	\$2,550.88	Van Auken Akins Architects
Parking Lot & Tennis Court Repair	District	Land	4/14/2016	9315	\$761.25	\$761.25	\$761.25	Van Auken Akins Architects
Parking Lot & Tennis Court Repair	District	Land	5/26/2016	9314	\$24,750.00	\$24,750.00	\$24,750.00	Perrin Asphalt Company, Inc.

OTHER

PROJECT December 31 2018	BUILDING	Land, Building Vehicles, F&E	CHECK DATE	SPECIAL COST CENTER	ESTIMATED COST	ACTUAL COST MTD	ACTUAL COST TO DATE	CONTRACTOR/ VENDOR
Parking Lot & Tennis Court Repair	District	Land	6/20/2016	9314	\$851.91	\$851.91	\$851.91	Van Auken Akins Architects
Parking Lot & Tennis Court Repair	District	Land	6/30/2016	9314	\$759.35	\$759.35	\$759.35	Van Auken Akins Architects
Parking Lot & Tennis Court Repair	District	Land	7/10/2016	9314	\$479.50	\$479.50	\$479.50	Professional Service Industries, Inc
Parking Lot & Tennis Court Repair	District	Land	7/31/2016	9314	\$127,905.71	\$127,905.71	\$127,905.71	Perrin Asphalt Company, Inc.
Parking Lot Landscaping	District	Land	7/31/2016	9314	\$7,554.00	\$7,554.00	\$7,554.00	Bordonaros Landscaping Co.
Tennis Courts Drinking Fountain	HS	Land	7/26/2016	9314	\$3,383.34	\$3,383.34	\$3,383.34	The Cleveland Plumbing Supply Co
Parking Lot & Tennis Court Repair	District	Land	8/11/2016	9314	\$340,650.00	\$340,650.00	\$340,650.00	Perrin Asphalt Company, Inc.
Parking Lot & Tennis Court Repair	District	Land	10/20/2016	9314	\$102,654.00	\$102,654.00	\$102,654.00	Perrin Asphalt Company, Inc.
Void prior FY Check #136725	District	Land	11/10/2016	9314	(\$850.00)	(\$850.00)	(\$850.00)	Van Auken Akins Architects
Parking Lot & Tennis Court Repair	District	Land	11/10/2016	9314	\$1,240.12	\$1,240.12	\$1,240.12	Van Auken Akins Architects
Parking Lot & Tennis Court Repair	District	Land	11/17/2016	9314	\$4,528.22	\$4,528.22	\$4,528.22	Van Auken Akins Architects
Parking Lot & Tennis Court Repair	District	Land	12/10/2016	9314	\$8,496.50	\$8,496.50	\$8,496.50	Professional Service Industries, Inc
Parking Lot & Tennis Court Repair	District	Land	1/12/2017	9314	\$1,326.00	\$1,326.00	\$1,326.00	Van Auken Akins Architects
Tennis Court Improvements	District	F&E	1/19/2017	9314	\$2,122.42	\$2,122.42	\$2,122.42	Oncourt Offcourt, LTD
Parking Lot & Tennis Court Repair	District	F&E	3/16/2017	9314	\$324.99	\$324.99	\$324.99	Van Auken Akins Architects
Parking Lot & Tennis Court Repair	District	F&E	9/19/2017	9314	\$64,897.75	\$64,897.75	\$64,897.75	Perrin Asphalt Company, Inc.
Assessment & Master Planning								
Assessment & Master Planning	District	Building	1/14/2016	9314	\$28,125.20	\$28,125.20	\$28,125.20	Van Auken Akins Architects
Assessment & Master Planning	District	Building	1/28/2016	9314	\$78,264.17	\$78,264.17	\$78,264.17	Van Auken Akins Architects
Assessment & Master Planning	District	Building	2/18/2016	9314	\$4,282.09	\$4,282.09	\$4,282.09	Van Auken Akins Architects
Assessment & Master Planning	District	Building	3/17/2016	9314	\$18,376.19	\$18,376.19	\$18,376.19	Van Auken Akins Architects
Assessment & Master Planning	District	Building	4/14/2016	9314	\$11,298.00	\$11,298.00	\$11,298.00	Van Auken Akins Architects
Assessment & Master Planning	District	Building	5/19/2016	9314	\$8,282.50	\$8,282.50	\$8,282.50	Van Auken Akins Architects
Assessment & Master Planning	District	Building	6/20/2016	9314	\$1,506.32	\$1,506.32	\$1,506.32	Van Auken Akins Architects
Assessment & Master Planning	District	Building	6/30/2016	9314	\$1,591.00	\$1,591.00	\$1,591.00	Van Auken Akins Architects
Middle School Site Analysis								
Middle School Boundary Survey	District	Building	8/25/2016	9314	\$9,500.00	\$9,500.00	\$9,500.00	Dempsey Surveying Co.
Middle School Site Analysis	District	Building	9/15/2016	9314	\$10,125.00	\$10,125.00	\$10,125.00	Van Auken Akins Architects
Middle School Site Analysis	District	Building	9/22/2016	9314	\$3,402.50	\$3,402.50	\$3,402.50	Van Auken Akins Architects
Onaway Parking Lot								
Onaway Parking Lot	ON	Land	9/30/2015	9314	\$9,900.00	\$9,900.00	\$9,900.00	Van Auken Akins Architects
Onaway Parking Lot	ON	Land	12/17/2015	9314	\$412.50	\$412.50	\$412.50	Van Auken Akins Architects
Onaway Parking Lot	ON	Land	1/14/2016	9314	\$3,800.00	\$3,800.00	\$3,800.00	Van Auken Akins Architects
Onaway Parking Lot	ON	Land	1/31/2016	9314	\$1,237.50	\$1,237.50	\$1,237.50	Van Auken Akins Architects
Onaway Parking Lot	ON	Land	1/31/2016	9314	\$1,650.00	\$1,650.00	\$1,650.00	Van Auken Akins Architects
Onaway Parking Lot	ON	Land	2/29/2016	9314	\$412.50	\$412.50	\$412.50	Van Auken Akins Architects
Onaway Parking Lot	ON	Land	3/17/2016	9314	\$1,237.50	\$1,237.50	\$1,237.50	Van Auken Akins Architects
Onaway Parking Lot	ON	Land	4/14/2016	9314	\$330.00	\$330.00	\$330.00	Van Auken Akins Architects
Onaway Parking Lot	ON	Land	6/20/2016	9314	\$330.00	\$330.00	\$330.00	Van Auken Akins Architects
Onaway Parking Lot	ON	Land	6/30/2016	9314	\$330.00	\$330.00	\$330.00	Van Auken Akins Architects
Void prior FY Check #136725	ON	Land	11/10/2016	9314	(\$412.50)	(\$412.50)	(\$412.50)	Van Auken Akins Architects
Onaway Parking Lot	ON	Land	11/10/2016	9314	\$412.50	\$412.50	\$412.50	Van Auken Akins Architects

OTHER

PROJECT December 31 2018	BUILDING	Land, Building Vehicles, F&E	CHECK DATE	SPECIAL COST CENTER	ESTIMATED COST	ACTUAL COST MTD	ACTUAL COST TO DATE	CONTRACTOR/ VENDOR
Onaway Parking Lot	ON	Land	11/17/2016	9314	(\$660.00)	(\$660.00)	(\$660.00)	Van Auken Akins Architects
High School South Parking Lot								
High School South Parking Lot	HS	Land	1/31/2016	9314	\$1,331.25	\$1,331.25	\$1,331.25	Van Auken Akins Architects
High School South Parking Lot	HS	Land	1/31/2016	9314	\$1,775.00	\$1,775.00	\$1,775.00	Van Auken Akins Architects
High School South Parking Lot	HS	Land	2/29/2016	9314	\$443.75	\$443.75	\$443.75	Van Auken Akins Architects
High School South Parking Lot	HS	Land	3/17/2016	9314	\$1,331.25	\$1,331.25	\$1,331.25	Van Auken Akins Architects
High School South Parking Lot	HS	Land	4/14/2016	9314	\$355.00	\$355.00	\$355.00	Van Auken Akins Architects
High School South Parking Lot	HS	Land	6/20/2016	9314	\$355.00	\$355.00	\$355.00	Van Auken Akins Architects
High School South Parking Lot	HS	Land	6/30/2016	9314	\$355.00	\$355.00	\$355.00	Van Auken Akins Architects
High School South Parking Lot	HS	Land	9/30/2015	9314	\$10,650.00	\$10,650.00	\$10,650.00	Van Auken Akins Architects
Void prior FY Check #136725	HS	Land	11/10/2016	9314	(\$443.75)	(\$443.75)	(\$443.75)	Van Auken Akins Architects
High School South Parking Lot	HS	Land	11/10/2016	9314	\$443.75	\$443.75	\$443.75	Van Auken Akins Architects
High School South Parking Lot	HS	Land	11/17/2016	9314	(\$710.00)	(\$710.00)	(\$710.00)	Van Auken Akins Architects
Middle School Design Labs	MS	F&E	9/30/2015	9314	\$7,500.00	\$7,500.00	\$7,500.00	Van Auken Akins Architects
Year-end adjustment	District		6/30/2017	9314	(\$24,647.33)	(\$24,647.33)	(\$24,647.33)	Move exp to SCC9150
Fernway Fire								
Fernway Fire Remediation	Fernway	Building	7/31/2018	9620	\$250,000.00	\$250,000.00	\$250,000.00	All Disaster Services
Fernway Fire Remediation	Fernway	Building	8/8/2018	9620	\$250,000.00	\$250,000.00	\$250,000.00	All Disaster Services
Fernway Fire Remediation	Fernway	Building	8/14/2018	9620	\$200,000.00	\$200,000.00	\$200,000.00	All Disaster Services
Fernway Fire Remediation	Fernway	Building	8/24/2018	9620	\$200,000.00	\$200,000.00	\$200,000.00	All Disaster Services
Fernway Parking Lot emergency Services	Fernway	Building	9/14/2018	9620	\$10,000.00	\$10,000.00	\$10,000.00	Van Auken Akins Architects
Fernway Parking Lot emergency Services	Fernway	Building	9/30/2018	9620	\$45.25	\$45.25	\$45.25	Van Auken Akins Architects
Fernway Fire Remediation	Fernway	Building	9/12/2018	9620	\$360,000.00	\$360,000.00	\$360,000.00	All Disaster Services
Fernway Fire Remediation	Fernway	Building	9/24/2018	9620	\$200,000.00	\$200,000.00	\$200,000.00	All Disaster Services
Fernway Fire Enhancements	Fernway	Building	10/30/2018	9620	\$20,781.25	\$20,781.25	\$20,781.25	Van Auken Akins Architects
Fernway Fire Renovation	Fernway	Building	10/30/2018	9620	\$61,592.13	\$61,592.13	\$61,592.13	Van Auken Akins Architects
Fernway Fire Remediation	Fernway	Building	10/19/2018	9620	\$25,000.00	\$25,000.00	\$25,000.00	All Disaster Services
Fernway Fire Renovation	Fernway	Building	11/12/2018	9620	\$51,521.34	\$51,521.34	\$51,521.34	Van Auken Akins Architects
Fernway Fire Remediation	Fernway	Building	11/15/2018	9620	\$100,000.00	\$100,000.00	\$100,000.00	NBD International, Inc.
Fernway Fire Remediation	Fernway	Building	12/7/2018	9620	\$18,465.00	\$18,465.00	\$18,465.00	Squire Legal expense
Fernway Fire Remediation	Fernway	Building	12/21/2018	9620	\$64,928.50	\$64,928.50	\$64,928.50	Van Auken Akins Architects
Fernway Fire Remediation	Fernway	Building	12/12/2018	9620	\$200,000.00	\$200,000.00	\$200,000.00	All Disaster Services
Fernway Fire Remediation	Fernway	Building	1/3/2019	9620	\$319,054.00	\$319,054.00	\$319,054.00	All Disaster Services
Fernway Fire Remediation	Fernway	Building	1/17/2019	9620	\$70,401.84	\$70,401.84	\$70,401.84	MDCB, LLC
Fernway Fire Remediation	Fernway	Building	1/17/2019	9620	\$46,458.75	\$46,458.75	\$46,458.75	NBD International, Inc.
Fernway Fire Renovation	Fernway	Building	1/17/2019	9620	\$112,632.66	\$112,632.66	\$112,632.66	Van Auken Akins Architects
Fernway Fire Renovation	Fernway	Building	2/4/2019	9620	\$329,023.57	\$329,023.57	\$329,023.57	Gilbane Building Company
Fernway Fire Renovation	Fernway	Building	2/11/2019	9620	\$368,756.90	\$368,756.90	\$368,756.90	Gilbane Building Company
Fernway Fire Renovation	Fernway	Building	2/21/2019	9620	\$111,472.68	\$111,472.68	\$111,472.68	Van Auken Akins Architects
Fernway Fire Renovation	Fernway	Building	3/1/2019	9620	\$387,059.10	\$387,059.10	\$387,059.10	Gilbane Building Company
Fernway Fire Renovation	Fernway	Building	3/26/2019	9620	\$162,951.54	\$162,951.54	\$162,951.54	Gilbane Building Company

OTHER

PROJECT December 31 2018	BUILDING	Land, Building Vehicles, F&E	CHECK DATE	SPECIAL COST CENTER	ESTIMATED COST	ACTUAL COST MTD	ACTUAL COST TO DATE	CONTRACTOR/ VENDOR
Fernway Fire Enhancements	Fernway	Building	3/26/2019	9620	\$146,546.81	\$146,546.81	\$146,546.81	Van Auken Akins Architects
Project Management Services	Fernway	Building	3/27/2019	9620	\$2,970.00	\$2,970.00	\$2,970.00	Cleora Management
Project Management Services	Fernway	Building	3/28/2019	9620	\$7,640.72	\$7,640.72	\$7,640.72	Cleora Management
Fernway Building Enhancements	Fernway	Building	4/11/2019	9620	\$9,800.00	\$9,800.00	\$9,800.00	Van Auken Akins Architects
Fernway Building Renovation	Fernway	Building	4/23/2019	9620	\$76,632.55	\$76,632.55	\$76,632.55	Van Auken Akins Architects
Fernway Building Enhancements	Fernway	Building	4/23/2019	9620	\$57,311.36	\$57,311.36	\$57,311.36	Van Auken Akins Architects
Fernway Building Renovation	Fernway	Building	4/23/2019	9620	\$204,171.54	\$204,171.54	\$204,171.54	Gilbane Building Company
Project Management Services	Fernway	Building	5/13/2019	9620	\$2,624.58	\$2,624.58	\$2,624.58	Cleora Management
Project Management Services	Fernway	Building	5/22/2019	9620	\$3,264.61	\$3,264.61	\$3,264.61	Cleora Management
Fernway Building Enhancements	Fernway	Building	5/15/2019	9620	\$76,993.50	\$76,993.50	\$76,993.50	Van Auken Akins Architects
Oversight and Remediation	Fernway	Building	5/22/2019	9620	\$7,085.00	\$7,085.00	\$7,085.00	Electro-Analytical, Inc
Fernway Building Enhancements	Fernway	Building	6/30/2019	9620	\$26,011.88	\$26,011.88	\$26,011.88	Van Auken Akins Architects
Fernway Building Renovation	Fernway	Building	6/30/2019	9620	\$40,902.98	\$40,902.98	\$40,902.98	Van Auken Akins Architects
Fernway Building Enhancements	Fernway	Building	6/30/2019	9620	\$9.28	\$9.28	\$9.28	Van Auken Akins Architects
Fernway Building Renovation	Fernway	Building	6/10/2019	9620	\$105,098.38	\$105,098.38	\$105,098.38	Gilbane Building Company
Fernway Abatement Oversight	Fernway	Building	6/12/2019	9620	\$41,536.25	\$41,536.25	\$41,536.25	Electro-Analytical, Inc
FE Park/Playground Recording Costs	Fernway	F&E	6/20/2019	9620	\$315.50	\$315.50	\$315.50	Chicago Title Insurance Co
Project Management Services	Fernway	Building	7/3/2019	9620	\$8,273.34	\$8,273.34	\$8,273.34	Cleora Management
Fernway Fire Renovation	Fernway	Building	7/18/2019	9620	\$168,282.78	\$168,282.78	\$168,282.78	Gilbane Building Company
Permit for Remodel & Addition	Fernway	Building	7/24/2019	9620	\$41,167.91	\$41,167.91	\$41,167.91	City of Shaker Heights
Fernway Fire Renovation	Fernway	Building	7/25/2019	9620	\$674,792.29	\$674,792.29	\$674,792.29	Gilbane Building Company
Professional Design Services	Fernway	Building	7/31/2019	9620	\$171,509.13	\$171,509.13	\$171,509.13	Van Auken Akins Architects LLC
Fernway Building Enhancements	Fernway	Building	8/23/2019	9620	\$27.84	\$27.84	\$27.84	Van Auken Akins Architects LLC
Fernway Building Renovation	Fernway	Building	8/23/2019	9620	\$39,080.35	\$39,080.35	\$39,080.35	Van Auken Akins Architects LLC
Fernway Building Enhancements	Fernway	Building	8/30/2019	9620	\$1,600.86	\$1,600.86	\$1,600.86	Van Auken Akins Architects LLC
Fernway Building Renovation	Fernway	Building	8/30/2019	9620	\$26,730.20	\$26,730.20	\$26,730.20	Van Auken Akins Architects LLC
Fernway Building Enhancements	Fernway	Building	8/30/2019	9620	\$9,577.24	\$9,577.24	\$9,577.24	Van Auken Akins Architects LLC
Fernway Building Renovation	Fernway	Building	8/30/2019	9620	\$3,586.00	\$3,586.00	\$3,586.00	Cleora Management
Fernway Building Renovation	Fernway	Building	8/30/2019	9620	\$1,389,695.15	\$1,389,695.15	\$1,389,695.15	Gilbane Building Company
Temporary Electrical Services Installation	Fernway	Building	9/20/2019	9620	\$9,815.97	\$9,815.97	\$9,815.97	Illuminating Co.
Permanent Electrical Services Installation	Fernway	Building	9/30/2019	9620	\$12,228.56	\$12,228.56	\$12,228.56	Illuminating Co.
Fernway Building Enhancements	Fernway	Building	9/30/2019	9620	\$15,416.04	\$15,416.04	\$15,416.04	Van Auken Akins Architects LLC
Construction projects Adjustment	District	Building	9/30/2019	9620	(\$1,882,943.76)	(\$1,882,943.76)	(\$1,882,943.76)	Gilbane Building Company
Fernway Building Renovation	Fernway	Building	10/3/2019	9620	\$1,764.13	\$1,764.13	\$1,764.13	Cleora Management
Fernway Building Renovation	Fernway	Building	10/21/2019	9620	\$381,876.32	\$381,876.32	\$381,876.32	Gilbane Building Company
Fernway Building Renovation	Fernway	Building	10/22/2019	9620	\$1,673.38	\$1,673.38	\$1,673.38	Cleora Management
Fernway Building Renovation	Fernway	Building	10/29/2019	9620	\$33,119.62	\$33,119.62	\$33,119.62	Van Auken Akins Architects LLC
Fernway Building Enhancements	Fernway	Building	10/31/2019	9620	\$10,141.42	\$10,141.42	\$10,141.42	Van Auken Akins Architects LLC
Fernway Building Renovation	Fernway	Building	10/31/2019	9620	\$982,455.58	\$982,455.58	\$982,455.58	Gilbane Building Company
Fernway Building Renovation	Fernway	Building	11/26/2019	9620	\$1,430,056.30	\$1,430,056.30	\$1,430,056.30	Gilbane Building Company
Testing and Inspection	Fernway	Building	11/30/2019	9620	\$2,803.00	\$2,803.00	\$2,803.00	Professional Service Industries
Fernway Building Renovation	Fernway	Building	11/30/2019	9620	\$9,500.09	\$9,500.09	\$9,500.09	Van Auken Akins Architects LLC
Fernway Building Enhancements	Fernway	Building	11/30/2019	9620	\$4.75	\$4.75	\$4.75	Van Auken Akins Architects LLC
Fernway Building Renovation	Fernway	Building	12/17/2019	9620	\$1,245,228.95	\$1,245,228.95	\$1,245,228.95	Gilbane Building Company
Fernway Building Renovation	Fernway	Building	12/6/2019	9620	\$2,360.88	\$2,360.88	\$2,360.88	Cleora Management

OTHER

PROJECT December 31 2018	BUILDING	Land, Building Vehicles, F&E	CHECK DATE	SPECIAL COST CENTER	ESTIMATED COST	ACTUAL COST MTD	ACTUAL COST TO DATE	CONTRACTOR/ VENDOR
Fernway Building Renovation	Fernway	Building	12/20/2019	9620	\$3,528.26	\$3,528.26	\$3,528.26	Cleora Management
Fernway Building Enhancements	Fernway	Building	1/31/2020	9620	\$10,171.88	\$10,171.88	\$10,171.88	Van Auken Akins Architects LLC
Fernway Building Renovation	Fernway	Building	1/31/2020	9620	\$4,792.86	\$4,792.86	\$4,792.86	Van Auken Akins Architects LLC
Fernway Building Renovation	Fernway	Building	1/31/2020	9620	\$1,490.00	\$1,490.00	\$1,490.00	Professional Service Industries
Fernway Building Renovation	Fernway	Building	1/31/2020	9620	\$4,800.08	\$4,800.08	\$4,800.08	Van Auken Akins Architects LLC
Fernway Building Enhancements	Fernway	Building	1/31/2020	9620	\$3,218.94	\$3,218.94	\$3,218.94	Van Auken Akins Architects LLC
Fernway Building Renovation	Fernway	Building	1/21/2020	9620	\$2,921.88	\$2,921.88	\$2,921.88	Cleora Management
Fernway Building Renovation	Fernway	Building	1/21/2020	9620	\$1,286,085.68	\$1,286,085.68	\$1,286,085.68	Gilbane Building Company
Fernway Building Renovation	Fernway	Building	2/28/2020	9620	\$28,596.20	\$28,596.20	\$28,596.20	Van Auken Akins Architects LLC
Fernway Building Renovation	Fernway	Building	2/28/2020	9620	\$4,678.26	\$4,678.26	\$4,678.26	Cleora Management
Fernway Building Renovation	Fernway	Building	2/28/2020	9620	\$1,124,474.48	\$1,124,474.48	\$1,124,474.48	Gilbane Building Company
Fernway Building Renovation	Fernway	Building	3/31/2020	9620	\$963,310.53	\$963,310.53	\$963,310.53	Gilbane Building Company
Project Management Services	Fernway	Building	3/31/2020	9620	\$8,926.50	\$8,926.50	\$8,926.50	Cleora Management
Water Department Permits	Fernway	Building	3/31/2020	9620	\$2,645.00	\$2,645.00	\$2,645.00	City of Cleveland
Reinstall AT&T Facilities	Fernway	F&E	4/30/2020	9620	\$18,467.42	\$18,467.42	\$18,467.42	AT&T
Fernway Building Renovation	Fernway	Building	4/30/2020	9620	\$8,568.15	\$8,568.15	\$8,568.15	Van Auken Akins Architects LLC
Fernway Building Enhancements	Fernway	Building	4/30/2020	9620	\$4,681.25	\$4,681.25	\$4,681.25	Van Auken Akins Architects LLC
Fernway Building Renovation	Fernway	Building	4/30/2020	9620	\$1,606,656.76	\$1,606,656.76	\$1,606,656.76	Gilbane Building Company
Project Management Services	Fernway	Building	4/30/2020	9620	\$9,979.75	\$9,979.75	\$9,979.75	Cleora Management
Testing and Inspection	Fernway	Building	5/20/2020	9620	\$555.73	\$555.73	\$555.73	Professional Service Industries
Fernway Building Renovation	Fernway	Building	5/29/2020	9620	\$4,678.00	\$4,678.00	\$4,678.00	Van Auken Akins Architects LLC
Fernway Building Enhancements	Fernway	Building	5/29/2020	9620	\$8,484.85	\$8,484.85	\$8,484.85	Van Auken Akins Architects LLC
Fernway Building Renovation	Fernway	Building	5/31/2020	9620	\$2,356,703.27	\$2,356,703.27	\$2,356,703.27	Gilbane Building Company
Project Management Services	Fernway	Building	5/31/2020	9620	\$12,626.62	\$12,626.62	\$12,626.62	Cleora Management
Testing and Inspection	Fernway	Building	6/19/2020	9620	\$106.66	\$106.66	\$106.66	Professional Service Industries
Fernway Building Renovation	Fernway	Building	6/30/2020	9620	\$10,157.29	\$10,157.29	\$10,157.29	Van Auken Akins Architects LLC
Fernway Building Enhancements	Fernway	Building	6/30/2020	9620	\$2,764.00	\$2,764.00	\$2,764.00	Van Auken Akins Architects LLC
Fernway Building Renovation	Fernway	Building	6/30/2020	9620	\$1,440,337.94	\$1,440,337.94	\$1,440,337.94	Gilbane Building Company
Project Management Services	Fernway	Building	6/30/2020	9620	\$13,843.50	\$13,843.50	\$13,843.50	Cleora Management
Testing and Inspection	Fernway	Building	6/30/2020	9620	\$130.87	\$130.87	\$130.87	Professional Service Industries
Testing and Inspection	Fernway	Building	7/31/2020	9620	\$4,555.00	\$4,555.00	\$4,555.00	Professional Service Industries
Project Management Services	Fernway	Building	7/31/2020	9620	\$14,976.50	\$14,976.50	\$14,976.50	Cleora Management
Fernway Building Renovation	Fernway	Building	7/31/2020	9620	\$903,410.70	\$903,410.70	\$903,410.70	Gilbane Building Company
Fernway Building Renovation	Fernway	Building	7/31/2020	9620	\$10,394.19	\$10,394.19	\$10,394.19	Van Auken Akins Architects LLC
Fernway Building Enhancements	Fernway	Building	7/31/2020	9620	\$2,764.00	\$2,764.00	\$2,764.00	Van Auken Akins Architects LLC
Project Management Services	Fernway	Building	8/31/2020	9620	\$14,414.12	\$14,414.12	\$14,414.12	Cleora Management
Fernway Building Renovation	Fernway	Building	8/31/2020	9620	\$462,039.29	\$462,039.29	\$462,039.29	Gilbane Building Company
Fernway Building Renovation	Fernway	Building	8/31/2020	9620	\$9,960.62	\$9,960.62	\$9,960.62	Van Auken Akins Architects LLC
Fernway Building Enhancements	Fernway	Building	8/31/2020	9620	\$5,791.91	\$5,791.91	\$5,791.91	Van Auken Akins Architects LLC
Fernway Building Renovation	Fernway	Building	9/30/2020	9620	\$8,654.98	\$8,654.98	\$8,654.98	Van Auken Akins Architects LLC
Project Management Services	Fernway	Building	9/30/2020	9620	\$4,479.75	\$4,479.75	\$4,479.75	Cleora Management
Testing and Inspection Refund	Fernway	Building	10/31/2020	9620	(\$2,948.00)	(\$2,948.00)	(\$2,948.00)	Professional Service Industries
Fernway Building Renovation	Fernway	Building	11/3/2020	9620	\$6,611.25	\$6,611.25	\$6,611.25	Van Auken Akins Architects LLC
Project Management Services	Fernway	Building	1/31/2021	9620	\$3,564.00	\$3,564.00	\$3,564.00	Cleora Management
Project Management Services	Fernway	Building	2/23/2021	9620	\$4,581.62	\$4,581.62	\$4,581.62	Cleora Management

OTHER

PROJECT December 31 2018	BUILDING	Land, Building Vehicles, F&E	CHECK DATE	SPECIAL COST CENTER	ESTIMATED COST	ACTUAL COST MTD	ACTUAL COST TO DATE	CONTRACTOR/ VENDOR
Fernway Building Renovation	Fernway	Building	2/23/2021	9620	\$147,097.95	\$147,097.95	\$147,097.95	Gilbane Building Company
Correct Pay Apps	District	Building	2/28/2021	9400	\$539,943.34	\$539,943.34	\$539,943.34	Gilbane Building Company
Civil & Landscaping Services	Fernway	Land Imp.	4/30/2021	9620	\$1,916.00	\$1,916.00	\$1,916.00	Van Auken Akins Architects LLC
Fernway Building Renovation	Fernway	Building	5/21/2021	9620	\$93,463.07	\$93,463.07	\$93,463.07	Gilbane Building Company
Bond/FE Projects Correction	Fernway	Building	6/22/2021	9620	\$5,270.31	\$5,270.31	\$5,270.31	Van Auken Akins Architects LLC
Fernway Building Renovation	Fernway	Building	6/30/2021	9620	\$24,121.59	\$24,121.59	\$24,121.59	Gilbane Building Company
Bond Projects Adj	District	Building	6/30/2021	9620	(\$447,358.74)	(\$447,358.74)	(\$447,358.74)	Gilbane Building Company
Bond Projects Adj	District	Building	6/30/2021	9620	(\$48,385.64)	(\$48,385.64)	(\$48,385.64)	Gilbane Building Company
AASL FY21 Library Grant								
Library Purchases for FE	Fernway	F&E	10/30/2020	9121	\$10,213.31	\$10,213.31	\$10,213.31	Follett Library Resources
Library Purchases for FE	Fernway	F&E	11/30/2020	9121	\$2,909.59	\$2,909.59	\$2,909.59	Follett Library Resources
Library Purchases for FE	Fernway	F&E	12/31/2020	9121	\$250.52	\$250.52	\$250.52	Follett Library Resources
Library Purchases for FE	Fernway	F&E	1/15/2021	9121	\$9.75	\$9.75	\$9.75	Follett Library Resources
Library Purchases for FE	Fernway	F&E	2/19/2021	9121	\$1,485.63	\$1,485.63	\$1,485.63	Follett Library Resources
Print Purchases for FE	Fernway	F&E	3/12/2021	9121	\$2,496.25	\$2,496.25	\$2,496.25	Follett Library Resources
Print Purchases for FE	Fernway	F&E	3/16/2021	9121	\$427.05	\$427.05	\$427.05	Follett Library Resources
Print Purchases for FE	Fernway	F&E	5/17/2021	9121	\$423.60	\$423.60	\$423.60	Follett Library Resources
Print Purchases for FE	Fernway	F&E	5/21/2021	9121	\$58.26	\$58.26	\$58.26	Follett Library Resources
Print Purchases for FE	Fernway	F&E	9/30/2021	9121	\$1,413.40	\$1,413.40	\$1,413.40	Follett Library Resources
Print Purchases for FE	Fernway	F&E	12/15/2021	9121	\$312.64	\$312.64	\$312.64	Follett Library Resources
Total Non-Bond - Other							\$31,410,791.82	

T# - Vehicle Trade In Reference

**NON-BOND SOURCES
SSF PROJECTS**

PROJECT December 31 2018	BUILDING	Land, Building Vehicles, F&E	CHECK DATE	SPECIAL COST CENTER	ESTIMATED COST	ACTUAL COST MTD	ACTUAL COST TO DATE	CONTRACTOR/ VENDOR
Peter's Garden								
excavation, furnishings, irrigation & landscaping	Onaway	Land Impr	11/14/2005	9164	\$106,007.28	\$106,007.28	\$106,007.28	Vizmeg Landscape Inc.
correction to SSF share for P's Garden	Onaway	Land Impr	6/30/2006	9164	(\$702.00)	(\$702.00)	(\$702.00)	transfer to nonbond fund SCC 9150
site improvement landscaping	Onaway	Land Impr	1/13/2006	9164	\$2,685.12	\$2,685.12	\$2,685.12	Vizmeg Landscape Inc.
site improvement landscaping	Onaway	Land Impr	1/27/2006	9164	\$5,485.60	\$5,485.60	\$5,485.60	Vizmeg Landscape Inc.
School Technology Projects								
reimbursement for 2 projectors	District	9165	6/30/2006	9165	\$1,688.00	\$1,688.00	\$1,688.00	reimb to District (SMART Ed Serv)
reimb for installation of 2 Smart bds	High School	F&E	6/30/2006	9165	\$3,007.00	\$3,007.00	\$3,007.00	reimb to District (SMART Ed Serv)
R&W contribtn for 12 flat monitors	Fernway	F&E	6/30/2006	9165	\$1,200.00	\$1,200.00	\$1,200.00	reimb to District (Dell Comp)
R&W contribtn for TV installations	Mercer	F&E	8/26/2006	9165	\$2,800.00	\$2,800.00	\$2,800.00	reimb to District (labor costs)
partial reimbursemnt for 4 projectors*	District	F&E	6/30/2006	9165	\$1,936.00	\$1,936.00	\$1,936.00	reimbursement to District
R&W contribtn toward 4 projectors*	District	F&E	6/30/2006	9165	\$1,259.05	\$1,259.05	\$1,259.05	reimbursement to District
R&W contribtn for 22 computers*	Middle School	F&E	6/30/2006	9165	\$19,584.00	\$19,584.00	\$19,584.00	reimbursement to District
R&W contribtn for 10 computers*	Lomond	F&E	7/18/2006	9165	\$9,546.00	\$9,546.00	\$9,546.00	reimb to District (Dell Comp)
R&W contribtn for sound system	Boulevard	F&E	5/19/2007	9165	\$389.00	\$389.00	\$389.00	reimbursement to District
R&W contribtn - projector & lamp	Boulevard	F&E	5/19/2007	9165	\$789.00	\$789.00	\$789.00	reimbursement to District
R&W contribtn for sound system	Fernway	F&E	5/19/2007	9165	\$389.00	\$389.00	\$389.00	reimbursement to District
R&W contribtn-2 projectors & lamps	Fernway	F&E	5/19/2007	9165	\$2,075.09	\$2,075.09	\$2,075.09	reimbursement to District
R&W contribtn-auditorium computer	Woodbury	F&E	5/19/2007	9165	\$726.00	\$726.00	\$726.00	reimbursement to District
Computer paid by SSF	Lomond	F&E	3/15/2008	9165	\$1,025.00	\$1,025.00	\$1,025.00	Shaker Schools Foundation
Computer paid by SSF	Lomond	F&E	3/15/2008	9165	\$2,694.00	\$2,694.00	\$2,694.00	Shaker Schools Foundation
construction documents-auditorium	Woodbury	Building	7/31/2006	9162	\$927.05	\$927.05	\$927.05	City Architecture
construction documents-auditorium	Woodbury	Building	12/20/2006	9162	\$1,414.73	\$1,414.73	\$1,414.73	City Architecture
Computer and Sound Equipment	District	F&E	10/31/2008	9167	\$26,278.98	\$26,278.98	\$26,278.98	Simon Technology Solutions
Sound System for Choir Room	High School	F&E	11/26/2008	9167	\$2,340.00	\$2,340.00	\$2,340.00	Sound Solutions
Installation labor	Onaway	F&E	1/9/2009	9167	\$1,057.50	\$1,057.50	\$1,057.50	Simon Technology Solutions
Installation labor	Boulevard	F&E	1/9/2009	9167	\$1,527.50	\$1,527.50	\$1,527.50	Simon Technology Solutions
Computer and Sound Equipment	District	F&E	3/6/2009	9167	\$46,360.61	\$46,360.61	\$46,360.61	Smart Ed. Services
Adjust coding - SmartBoard/Projector	District	F&E	4/29/2009	9167	\$4,658.00	\$4,658.00	\$4,658.00	Transfer from Technology
Adjust coding - Camera	District	F&E	4/29/2009	9167	\$636.00	\$636.00	\$636.00	Transfer from Technology
Distance learning equipment	District	F&E	7/24/2009	9167	\$3,003.48	\$3,003.48	\$3,003.48	Wide Area Media
Smartboards-ME, WO	District	F&E	5/28/2010	9167	\$6,265.00	\$6,265.00	\$6,265.00	Smart Ed. Services
Lecture Podium and Flag Poles	District	F&E	6/30/2010	9165	\$1,055.00	\$1,055.00	\$1,055.00	Shaker Schools Foundation
Smartboards-BO	Boulevard	F&E	8/5/2010	9167	\$7,589.00	\$7,589.00	\$7,589.00	Smart Ed. Services
Havorka-Laptop	District	F&E	9/30/2010	9165	\$1,200.00	\$1,200.00	\$1,200.00	Shaker Schools Foundation
Netbooks-MS	Middle School	F&E	9/30/2010	9167	\$1,055.70	\$1,055.70	\$1,055.70	Shaker Schools Foundation
Smartboards	District	F&E	9/30/2010	9167	\$18,180.00	\$18,180.00	\$18,180.00	Shaker Schools Foundation
Smartboards-ON	Onaway	F&E	9/30/2010	9167	\$3,134.00	\$3,134.00	\$3,134.00	Shaker Schools Foundation
Adjust Coding-Sound System	Onaway	F&E	6/6/2011	9167	\$1,588.00	\$1,588.00	\$1,588.00	Transfer from Technology
Adjust Coding-Poster Printer	Boulevard	F&E	6/6/2011	9167	\$1,682.50	\$1,682.50	\$1,682.50	Transfer from Technology
Adjust Coding-Small Aud Projector	High School	F&E	6/20/2011	9167	\$6,934.00	\$6,934.00	\$6,934.00	Transfer from Technology
Adjust Coding-Phys Ed Projector	Middle School	F&E	6/20/2011	9167	\$640.00	\$640.00	\$640.00	Transfer from Technology

Lar

SSF PROJECTS

PROJECT December 31 2018	BUILDING	Land, Building Vehicles, F&E	CHECK DATE	SPECIAL COST CENTER	ESTIMATED COST	ACTUAL COST MTD	ACTUAL COST TO DATE	CONTRACTOR/ VENDOR
Smartboard and Installation	Woodbury	F&E	8/30/2011	9167	\$9,500.00	\$9,500.00	\$9,500.00	Smart Ed. Services
Adjust Coding-Smartboard	High School	F&E	8/31/2011	9167	\$1,649.00	\$1,649.00	\$1,649.00	Transfer from Technology
Adjust Coding-Dell Netbook	High School	F&E	8/31/2011	9167	\$5,195.25	\$5,195.25	\$5,195.25	Transfer from Technology
Adjust Coding-Smartboards	District	F&E	10/31/2011	9167	\$24,308.00	\$24,308.00	\$24,308.00	Transfer from Technology
Adjust Coding-Dell Computers	District	F&E	10/31/2011	9167	\$9,350.00	\$9,350.00	\$9,350.00	Transfer from Technology
Laptop Cart	Middle School	F&E	10/27/2011	9167	\$1,201.20	\$1,201.20	\$1,201.20	Spectrum Industries
Smartboard and Installation	Middle School	F&E	11/11/2011	9167	\$1,802.00	\$1,802.00	\$1,802.00	Smart Ed. Services
Dell Laptop	Middle School	F&E	11/17/2011	9167	\$3,450.00	\$3,450.00	\$3,450.00	Dell Computer
Smartboards and Installation	Fernway	F&E	4/30/2012	9167	\$8,625.00	\$8,625.00	\$8,625.00	Dell Computer
Portable Document Camera	District	F&E	5/4/2012	9167	\$579.00	\$579.00	\$579.00	Easy Graphics Corp.
iPads and AppleCare	District	F&E	6/8/2012	9167	\$1,143.99	\$1,143.99	\$1,143.99	Apple Inc.
iPad and AppleCare	Middle School	F&E	7/11/2012	9167	\$598.00	\$598.00	\$598.00	Apple Inc.
AverVision Document Camera	Onaway	F&E	9/13/2012	9167	\$1,757.00	\$1,757.00	\$1,757.00	Easy Graphics Corp.
Smartboard and Installation	Middle School	F&E	9/20/2012	9167	\$3,586.00	\$3,586.00	\$3,586.00	Smart Ed. Services
Document Camera	Mercer	F&E	10/25/2012	9167	\$1,096.00	\$1,096.00	\$1,096.00	Easy Graphics Corp.
Smartboards and Installation	District	F&E	11/15/2012	9167	\$16,476.00	\$16,476.00	\$16,476.00	Smart Ed. Services
Turning Point NXT 26	Woodbury	F&E	11/29/2012	9167	\$8,586.95	\$8,586.95	\$8,586.95	Easy Graphics Corp.
Document Camera	Mercer	F&E	12/27/2012	9167	\$1,645.00	\$1,645.00	\$1,645.00	Easy Graphics Corp.
OptiPlex 790 Desktop PC	Boulevard	F&E	1/18/2013	9167	\$11,763.75	\$11,763.75	\$11,763.75	Dell Computer
Document Camera	Mercer	F&E	2/21/2013	9167	\$1,645.00	\$1,645.00	\$1,645.00	Easy Graphics Corp.
Document Camera	Mercer	F&E	3/28/2013	9167	\$552.00	\$552.00	\$552.00	Easy Graphics Corp.
Document Camera	High School	F&E	4/30/2013	9167	\$1,257.52	\$1,257.52	\$1,257.52	CDW*Government
Photoshop License	District	F&E	4/11/2013	9167	\$320.02	\$320.02	\$320.02	CDW*Government
Electronic Equipment	District	F&E	5/31/2013	9167	\$7,372.00	\$7,372.00	\$7,372.00	Schoolhouse Electronics, LLC
Document Camera	Mercer	F&E	7/31/2013	9167	\$1,674.00	\$1,674.00	\$1,674.00	Easy Graphics Corp.
License & Development Plan	Woodbury	F&E	8/22/2013	9167	\$2,715.00	\$2,715.00	\$2,715.00	Easy Graphics Corp.
Turning Point Set & Doc Camera	District	F&E	9/19/2013	9167	\$7,359.20	\$7,359.20	\$7,359.20	Easy Graphics Corp.
Smartboards	Middle School	F&E	9/19/2013	9167	\$7,945.00	\$7,945.00	\$7,945.00	Tierney Brothers, Inc
Document Camera	Onaway	F&E	9/26/2013	9167	\$1,178.00	\$1,178.00	\$1,178.00	Easy Graphics Corp.
Adjust Coding-Artboards	District	F&E	9/22/2013	9167	\$3,618.77	\$3,618.77	\$3,618.77	Transfer from Technology
Smartboard Installation	Middle School	F&E	10/9/2013	9167	\$1,610.00	\$1,610.00	\$1,610.00	Tierney Brothers, Inc
Document Camera	Onaway	F&E	11/8/2013	9167	\$579.00	\$579.00	\$579.00	Easy Graphics Corp.
Document Camera	Onaway	F&E	11/14/2013	9167	\$594.00	\$594.00	\$594.00	Easy Graphics Corp.
3D Printer	High School	F&E	11/14/2013	9167	\$2,627.19	\$2,627.19	\$2,627.19	Makerbot Industries
Hardware Support	Woodbury	F&E	12/19/2013	9167	\$1,275.00	\$1,275.00	\$1,275.00	CDW*Government
Document Camera	Onaway	F&E	12/31/2013	9167	\$1,181.50	\$1,181.50	\$1,181.50	Easy Graphics Corp.
Laptop Cart	Woodbury	F&E	12/13/2013	9167	\$9,190.79	\$9,190.79	\$9,190.79	CDW*Government
Electronic Equipment	Middle School	F&E	12/13/2013	9167	\$2,580.00	\$2,580.00	\$2,580.00	Schoolhouse Electronics, LLC
Digital Camera	Mercer	F&E	1/24/2014	9167	\$273.95	\$273.95	\$273.95	Amazon.com
Smartboard and Installation	High School	F&E	1/17/2014	9167	\$1,821.00	\$1,821.00	\$1,821.00	Tierney Brothers, Inc
HP Care Pack Hardware Support	Mercer	F&E	6/30/2014	9167	\$2,669.05	\$2,669.05	\$2,669.05	CDW*Government
Computer Equipment & Warranty	Fernway	F&E	7/31/2014	9167	\$11,925.44	\$11,925.44	\$11,925.44	CDW*Government
iPad Mini and AppleCare	Onaway	F&E	11/20/2014	9167	\$2,868.00	\$2,868.00	\$2,868.00	Apple Inc.
Document Cameras	Onaway	F&E	12/11/2014	9167	\$1,194.00	\$1,194.00	\$1,194.00	Easy Graphics Corp.
Smartboards and Service	Woodbury	F&E	12/29/2014	9167	\$4,198.50	\$4,198.50	\$4,198.50	Tierney Brothers, Inc

SSF PROJECTS

PROJECT December 31 2018	BUILDING	Land, Building Vehicles, F&E	CHECK DATE	SPECIAL COST CENTER	ESTIMATED COST	ACTUAL COST MTD	ACTUAL COST TO DATE	CONTRACTOR/ VENDOR
Smartboards	Mercer	F&E	1/22/2015	9167	\$2,198.00	\$2,198.00	\$2,198.00	Tierney Brothers, Inc
Smartboard Mount	Mercer	F&E	2/23/2015	9167	\$349.00	\$349.00	\$349.00	Tierney Brothers, Inc
Smartboard Mount and Service	Mercer	F&E	4/16/2015	9167	\$760.00	\$760.00	\$760.00	Tierney Brothers, Inc
Document Camera	Middle School	F&E	5/21/2015	9167	\$2,725.00	\$2,725.00	\$2,725.00	Easy Graphics Corp.
Digital Cameras and Flash Drives	Lomond	F&E	10/10/2015	9167	\$2,439.60	\$2,439.60	\$2,439.60	Amazon.com
Document Cameras	District	F&E	11/30/2015	9167	\$842.00	\$842.00	\$842.00	Easy Graphics Corp.
Projector, equipment & installation	Onaway	F&E	12/10/2015	9167	\$2,855.17	\$2,855.17	\$2,855.17	Tierney Brothers, Inc
Chromebooks	District	F&E	4/30/2016	9167	\$65,044.00	\$65,044.00	\$65,044.00	CDW*Government
Chromebooks	District	F&E	6/30/2016	9167	\$8,999.98	\$8,999.98	\$8,999.98	CDI Computer Dealers Inc
Charging Station	Boulevard	F&E	9/15/2016	9167	\$1,639.62	\$1,639.62	\$1,639.62	School Outfitters
Chromebooks	District	F&E	11/10/2016	9167	\$23,340.04	\$23,340.04	\$23,340.04	CDI Computer Dealers Inc
Smartboard and mount	Mercer	F&E	11/10/2016	9167	\$538.00	\$538.00	\$538.00	Tierney Brothers, Inc
Sound System	Woodbury	F&E	12/8/2016	9167	\$2,198.00	\$2,198.00	\$2,198.00	Tierney Brothers, Inc
Smartboard	Mercer	F&E	12/8/2016	9167	\$1,479.00	\$1,479.00	\$1,479.00	Tierney Brothers, Inc
Software Licenses	Mercer	F&E	2/28/2017	9167	\$989.55	\$989.55	\$989.55	Learning A-Z
Pugmill-Clay Machine	Woodbury	F&E	5/4/2017	9167	\$4,499.00	\$4,499.00	\$4,499.00	Sheffield Pottery
Zing Laser Cutter	Middle School	F&E	6/29/2017	9167	\$3,563.72	\$3,563.72	\$3,563.72	Buckeye Educational Systems
Correction of prior period expense		F&E	12/31/2017	9165	\$94,742.74	\$94,742.74	\$94,742.74	Move exp from SCC 9150
Correction of prior period expense		F&E	12/31/2017	9167	\$33,244.34	\$33,244.34	\$33,244.34	Move exp from SCC 9150
iPad cases for HS Music	High School	F&E	3/10/2018	9167	\$161.92	\$161.92	\$161.92	Amazon.com
iPad and AppleCare	High School	F&E	4/13/2018	9167	\$1,194.00	\$1,194.00	\$1,194.00	Apple Inc.
iPad reimbursement	Boulevard	F&E	5/11/2018	9167	(\$135.00)	(\$135.00)	(\$135.00)	SSF Grant
iPad and AppleCare	Boulevard	F&E	6/12/2018	9167	\$378.00	\$378.00	\$378.00	Apple Inc.
Newsela Subscription	Woodbury	F&E	11/29/2018	9167	\$3,000.00	\$3,000.00	\$3,000.00	Newsela, Inc
Computer for Art Room	High School	F&E	1/11/2019	9167	\$1,185.97	\$1,185.97	\$1,185.97	Dell Computer
Cables for Art Room Computer	High School	F&E	1/17/2019	9167	\$874.21	\$874.21	\$874.21	Cable Communications
Read & Write Subscription	District	F&E	2/28/2019	9167	\$12,176.80	\$12,176.80	\$12,176.80	Textheld, Inc.
OptiPlex Desktop Computers	High School	F&E	7/31/2019	9167	\$2,000.57	\$2,000.57	\$2,000.57	Dell Computer
eSports Club Equipment	High School	F&E	9/10/2019	9167	\$844.88	\$844.88	\$844.88	Microcenter
eSports Club Equipment	High School	F&E	10/10/2019	9167	\$466.97	\$466.97	\$466.97	Amazon.com
3D Printer	High School	F&E	11/30/2019	9167	\$5,001.26	\$5,001.26	\$5,001.26	Form Labs, Inc
3D Printer Software	High School	F&E	12/10/2019	9167	\$585.00	\$585.00	\$585.00	Robert McNeel & Associates
Art iPads	High School	F&E	12/10/2019	9167	\$2,438.94	\$2,438.94	\$2,438.94	Amazon.com
SAM labs	Mercer	F&E	2/28/2020	9167	\$3,798.00	\$3,798.00	\$3,798.00	SAM labs Inc.
iPod Touch & Appicare	Woodbury	F&E	2/28/2020	9167	\$3,870.00	\$3,870.00	\$3,870.00	Apple Inc.
iPad cases	Woodbury	F&E	3/31/2020	9167	\$134.70	\$134.70	\$134.70	Apple Inc.
Dell Laptop	High School	F&E	3/31/2020	9167	\$36,118.00	\$36,118.00	\$36,118.00	Dell Computer
Hot Spot-COVID-19	District	F&E	6/30/2020	9167	\$20,755.00	\$20,755.00	\$20,755.00	Sprint
Dell Laptop-Reclassify	High School	F&E	6/30/2020	9167	(\$36,118.00)	(\$36,118.00)	(\$36,118.00)	Dell Computer
Appicare for schools	District	F&E	11/30/2020	9167	\$545.00	\$545.00	\$545.00	Apple Inc.
iPad cases	High School	F&E	12/30/2020	9167	\$384.55	\$384.55	\$384.55	Amazon.com
iPads	High School	F&E	1/15/2021	9167	\$1,995.00	\$1,995.00	\$1,995.00	Apple Inc.
HS Weight Room Equipment	High School	F&E	4/30/2021	9167	\$2,208.00	\$2,208.00	\$2,208.00	Dynamic Fitness & Strength LLC
iMac's & iPads	High School	F&E	8/31/2021	9167	\$5,251.00	\$5,251.00	\$5,251.00	Apple Inc.
Dash Robots-Design lab	Lomond	F&E	11/10/2021	9167	\$3,599.76	\$3,599.76	\$3,599.76	Wonder Workshop

SSF PROJECTS

PROJECT December 31 2018	BUILDING	Land, Building Vehicles, F&E	CHECK DATE	SPECIAL COST CENTER	ESTIMATED COST	ACTUAL COST MTD	ACTUAL COST TO DATE	CONTRACTOR/ VENDOR
Design Lab	Lomond	F&E	11/10/2021	9167	\$2,499.00	\$2,499.00	\$2,499.00	Tangible Play
iPad Case-Design Lab	Boulevard	F&E	11/30/2021	9167	\$309.50	\$309.50	\$309.50	UZBL
Techtub-Design lab	Boulevard	F&E	11/30/2021	9167	\$345.00	\$345.00	\$345.00	Tierney Brothers, Inc
Design Lab / STEM Kits	Boulevard	F&E	11/30/2021	9167	\$139.99	\$139.99	\$139.99	Amazon.com
Design Lab / STEM Kits	Boulevard	F&E	11/30/2021	9167	\$536.65	\$536.65	\$536.65	Elenco Electronics
Design Lab / STEM Kits	Boulevard	F&E	11/30/2021	9167	\$708.01	\$708.01	\$708.01	Makey Makey
Design Lab / STEM Kits	Boulevard	F&E	11/30/2021	9167	\$3,160.00	\$3,160.00	\$3,160.00	Strawbees STEAM
Design Lab	Lomond	F&E	12/10/2021	9167	\$1,509.00	\$1,509.00	\$1,509.00	CDW
iPad Apps	Lomond	F&E	12/29/2021	9167	\$49.80	\$49.80	\$49.80	American Express
Lego Edu / Design Lab	Boulevard	F&E	12/29/2021	9167	\$1,099.80	\$1,099.80	\$1,099.80	American Express
Design Lab	Lomond	F&E	12/10/2021	9167	\$6,310.40	\$6,310.40	\$6,310.40	Tierney Brothers, Inc
Design Lab	Boulevard	F&E	12/10/2021	9167	\$6,310.38	\$6,310.38	\$6,310.38	Tierney Brothers, Inc
iPads / Design Lab	Boulevard	F&E	12/31/2021	9167	\$4,030.00	\$4,030.00	\$4,030.00	Apple Inc.
iPads / Design Lab	Lomond	F&E	12/31/2021	9167	\$6,070.00	\$6,070.00	\$6,070.00	Apple Inc.
iPad Cases	Boulevard	F&E	1/24/2022	9167	\$39.95	\$39.95	\$39.95	Amazon.com
Design Lab	Lomond	F&E	1/28/2022	9167	\$164.85	\$164.85	\$164.85	Microcenter
Design Lab	Lomond	F&E	1/31/2022	9167	(\$21,482.80)	(\$21,482.80)	(\$21,482.80)	SSF Grant
Design Lab	Boulevard	F&E	1/31/2022	9167	(\$14,570.59)	(\$14,570.59)	(\$14,570.59)	SSF Grant
Design Lab	Woodbury	F&E	3/29/2022	9167	\$5,916.02	\$5,916.02	\$5,916.02	Tierney Brothers, Inc
iPads / Design Lab	Fernway	F&E	5/20/2022	9167	\$8,370.00	\$8,370.00	\$8,370.00	Apple Inc.
Repair Tool Kit	High School	F&E	6/30/2022	9167	\$49.98	\$49.98	\$49.98	MicroCenter
SSF Tech-Shaker's First Class								
iPads and AppleCare	District	F&E	5/20/2016	9165	\$13,460.00	\$13,460.00	\$13,460.00	Apple Inc.
iPad charging dock	District	F&E	6/20/2016	9165	\$1,203.28	\$1,203.28	\$1,203.28	CDW*Government
iPad cases	District	F&E	6/23/2016	9165	\$1,009.80	\$1,009.80	\$1,009.80	CDW*Government
Document Cameras	District	F&E	6/23/2016	9165	\$563.00	\$563.00	\$563.00	Easy Graphics Corp.
Books	District	F&E	8/25/2016	9165	\$333.98	\$333.98	\$333.98	Lakeshore Learning Materials
Books	District	F&E	9/15/2016	9165	\$132.30	\$132.30	\$132.30	DEMCO
Books	District	F&E	9/9/2016	9165	\$354.90	\$354.90	\$354.90	The Library Store, Inc
High School Large Auditorium								
SSF share of total cost	High School	Building	2/29/2008	9166	\$800,000.00	\$800,000.00	\$800,000.00	Shaker Schools Foundation
SSF share of total cost	High School	Building	7/31/2008	9166	\$70,000.00	\$70,000.00	\$70,000.00	Shaker Schools Foundation
SSF share of total cost	High School	Building	6/30/2010	9166	\$100,000.00	\$100,000.00	\$100,000.00	Shaker Schools Foundation
SSF share of total cost	High School	Building	3/31/2012	9166	\$68,125.30	\$68,125.30	\$68,125.30	SSF (10/31/2009)
Craig Stout Technology Projects								
Computer and Sound Equipment	Library	F&E	9/11/2008	9168	\$15,591.00	\$15,591.00	\$15,591.00	Easy Graphics Corp.
Document Cameras	District	F&E	11/25/2008	9168	\$2,661.08	\$2,661.08	\$2,661.08	CDW*Government Inc
Computer and Sound Equipment	District	F&E	3/6/2009	9168	\$74,777.07	\$74,777.07	\$74,777.07	Smart Ed. Services
Turning Point-Receiver, Case, Card	District	F&E	12/15/2011	9168	\$642.00	\$642.00	\$642.00	Easy Graphics Corp.
eInstruction Mobi System	High School	F&E	1/19/2012	9168	\$1,398.00	\$1,398.00	\$1,398.00	CIM Technology Solutions
Kindles**	District	F&E	12/9/2011	9168	\$594.00	\$594.00	\$594.00	Corr. Posting-From Fund 001 Tech.
Distribution of Posting**	District	F&E	3/6/2009	9168	\$3,873.00	\$3,873.00	\$3,873.00	Corr. Posting-From Fund 001 Tech.
Distribution of Posting**	District	F&E	5/22/2009	9168	\$5,097.85	\$5,097.85	\$5,097.85	Corr. Posting-From Fund 001 Tech.
High School Planetarium Project								

SSF PROJECTS

PROJECT December 31 2018	BUILDING	Land, Building Vehicles, F&E	CHECK DATE	SPECIAL COST CENTER	ESTIMATED COST	ACTUAL COST MTD	ACTUAL COST TO DATE	CONTRACTOR/ VENDOR
Planetarium Projection System	High School	F&E	6/27/2013	9164	\$86,572.50	\$86,572.50	\$86,572.50	Spitz, Inc.
Planetarium Projection System	High School	F&E	10/31/2013	9164	\$58,872.50	\$58,872.50	\$58,872.50	Spitz, Inc.
Planetarium Projection System	High School	F&E	10/31/2013	9167	\$6,000.00	\$6,000.00	\$6,000.00	Spitz, Inc.
Planetarium Projection System	High School	F&E	4/30/2014	9164	\$4,555.00	\$4,555.00	\$4,555.00	Corr. Posting-From 004-9150
HS Weight Room								
HS Weight Room Equipment	High School	F&E	2/22/2021	9165	\$131,416.67	\$131,416.67	\$131,416.67	Dynamic Fitness & Strength LLC
HS Weight Room Equipment Freight	High School	F&E	7/30/2021	9165	\$233.56	\$233.56	\$233.56	Fed Ex
HS Weight Room Equipment	High School	F&E	11/30/2021	9165	\$60,366.44	\$60,366.44	\$60,366.44	Dynamic Fitness & Strength LLC
WO Sublimation Printer								
Sublimation Printer	Woodbury	F&E	9/30/2021	9165	\$2,454.64	\$2,454.64	\$2,454.64	Conde Systems
Poster Maker & Kit	Woodbury	F&E	6/30/2022	9165	\$5,378.17	\$5,378.17	\$5,378.17	Bright White Paper
IC Digital Design lab & Studio								
Mobile Digital Design Lab	IC	F&E	3/24/2022	9165	\$9,356.92	\$9,356.92	\$9,356.92	B&H Photo
Podcasting Studio Supplies	IC	F&E	3/24/2022	9165	\$3,178.26	\$3,178.26	\$3,178.26	B&H Photo
Podcasting Studio Supplies	IC	F&E	4/19/2022	9165	\$162.00	\$162.00	\$162.00	Guitar Center
Podcasting Studio Supplies	IC	F&E	4/28/2022	9165	\$4,581.20	\$4,581.20	\$4,581.20	Guitar Center
Podcasting Studio Supplies	IC	F&E	4/30/2022	9165	\$238.96	\$238.96	\$238.96	Guitar Center
Podcasting Studio Supplies	IC	F&E	5/31/2022	9165	\$3,616.33	\$3,616.33	\$3,616.33	B&H Photo
Podcasting Studio Supplies	IC	F&E	6/30/2022	9165	(\$478.60)	(\$478.60)	(\$478.60)	Exp to Fund 001
Personalized Learning Center Donor Support								
Laptops and Projectors	PLC	F&E	6/26/2014	9315	\$3,232.93	\$3,232.93	\$3,232.93	CDW*Government
Equipment Cart and marker Board	PLC	F&E	6/26/2014	9315	\$973.28	\$973.28	\$973.28	DEMCO, Inc.
Telephones, Licenses & Equipment	PLC	F&E	6/26/2014	9315	\$9,091.00	\$9,091.00	\$9,091.00	Information Systems Integration
Computer Equipment	PLC	F&E	7/10/2014	9315	\$2,568.85	\$2,568.85	\$2,568.85	Various online stores
iPad	PLC	F&E	7/18/2014	9315	\$4,580.00	\$4,580.00	\$4,580.00	Apple Store
Computer Equipment & Service	PLC	F&E	8/22/2014	9315	\$23,629.49	\$23,629.49	\$23,629.49	CDW*Government
Furniture	PLC	F&E	8/31/2014	9315	\$36,547.91	\$36,547.91	\$36,547.91	Ohio Desk
Projection Screen Wall Brackets	PLC	F&E	8/10/2014	9315	\$24.06	\$24.06	\$24.06	CDW*Government
Flat Screen TV and Mount	PLC	F&E	8/10/2014	9315	\$939.58	\$939.58	\$939.58	Best Buy
Backpacks for IC students	PLC	F&E	9/10/2014	9315	\$900.00	\$900.00	\$900.00	Bags in Bulk
Smartboard	PLC	F&E	9/26/2014	9315	\$3,001.00	\$3,001.00	\$3,001.00	Tierney Brothers, Inc
Office Chairs	PLC	F&E	9/26/2014	9315	\$312.00	\$312.00	\$312.00	Independence Business Supply
Bronze Plaques	PLC	F&E	9/26/2014	9315	\$5,430.00	\$5,430.00	\$5,430.00	Carrollgraphics
Cable infrastructure and equipment	PLC	F&E	9/26/2014	9315	\$10,539.09	\$10,539.09	\$10,539.09	Cable Communications
Architectural Services	PLC	F&E	9/16/2014	9315	\$15,556.75	\$15,556.75	\$15,556.75	Neville Architects
Tables and Chairs	PLC	F&E	9/16/2014	9315	\$11,495.00	\$11,495.00	\$11,495.00	Contract Source Inc
Signage	PLC	F&E	10/9/2014	9315	\$206.00	\$206.00	\$206.00	Carrollgraphics
Desktop Computers	PLC	F&E	10/16/2014	9315	\$3,858.35	\$3,858.35	\$3,858.35	Chicago Micro
Tables and Chairs	PLC	F&E	10/30/2014	9315	\$2,489.54	\$2,489.54	\$2,489.54	Ohio Desk
Storage Cabinets	PLC	F&E	10/10/2014	9315	\$625.15	\$625.15	\$625.15	Independence Business Supply
Bulletin Boards	PLC	F&E	10/10/2014	9315	\$291.87	\$291.87	\$291.87	Independence Business Supply
Headphones	PLC	F&E	10/29/2014	9315	\$490.80	\$490.80	\$490.80	CDW*Government

SSF PROJECTS

PROJECT December 31 2018	BUILDING	Land, Building Vehicles, F&E	CHECK DATE	SPECIAL COST CENTER	ESTIMATED COST	ACTUAL COST MTD	ACTUAL COST TO DATE	CONTRACTOR/ VENDOR
Tables	PLC	F&E	11/6/2014	9315	\$1,818.88	\$1,818.88	\$1,818.88	Ohio Desk
Chair	PLC	F&E	11/20/2014	9315	\$312.00	\$312.00	\$312.00	Independence Business Supply
Display Integration Services	PLC	F&E	11/20/2014	9315	\$894.94	\$894.94	\$894.94	Tierney Brothers, Inc
Table	PLC	F&E	11/30/2014	9315	\$548.50	\$548.50	\$548.50	Ohio Desk
Folding Tables	PLC	F&E	12/18/2014	9315	\$496.16	\$496.16	\$496.16	Ohio Desk
File drawers	PLC	F&E	12/10/2014	9315	\$275.97	\$275.97	\$275.97	Independence Business Supply
Architectural Services	PLC	F&E	12/29/2014	9315	\$20,439.60	\$20,439.60	\$20,439.60	Neville Architects
Smartboard Warranty	PLC	F&E	1/22/2015	9315	\$69.00	\$69.00	\$69.00	Tierney Brothers, Inc
Cable infrastructure and equipment	PLC	F&E	5/31/2015	9315	(\$10,539.09)	(\$10,539.09)	(\$10,539.09)	Cable Communications
Desktop Computers	PLC	F&E	5/31/2015	9315	(\$3,858.35)	(\$3,858.35)	(\$3,858.35)	Chicago Micro
Architectural Services	PLC	F&E	5/31/2015	9315	(\$15,556.75)	(\$15,556.75)	(\$15,556.75)	Neville Architects
Architectural Services	PLC	F&E	5/31/2015	9315	(\$20,439.60)	(\$20,439.60)	(\$20,439.60)	Neville Architects
Overage on furniture	PLC	F&E	5/31/2015	9315	(\$2,343.91)	(\$2,343.91)	(\$2,343.91)	Various
Architectural Services	PLC	F&E	8/21/2015	9315	\$1,647.50	\$1,647.50	\$1,647.50	Neville Architects
Architectural Services	PLC	F&E	8/21/2015	9315	(\$1,647.50)	(\$1,647.50)	(\$1,647.50)	Neville Architects
General Projects								
Reading Books	District	F&E	6/8/2012	9182	\$975.22	\$975.22	\$975.22	Scholastic Magazines
Total SSF Projects							\$2,475,568.82	

* expense reclassified to Bond Fund from General Fund in Jan '07

** expense reclassified to SCC 9168 from General Fund in June '12

FY2018 BOND ISSUE

PROJECT	BUILDING	Land Impr., Building, Vehicles, F&E	CHECK DATE	SPECIAL COST CENTER	ESTIMATED COST	ACTUAL COST MTD	ACTUAL COST TO DATE	CONTRACTOR/ VENDOR
<u>FY18 Bond \$20.1 MM - SCC 9400</u>								
ON & HS Parking Lots	District	Land Impr.	2/16/2018	9400	\$7,643.80	\$7,643.80	\$7,643.80	Van Auken Akins Architects LLC
Professional Design Services	District	Building	3/12/2018	9400	\$210,273.14	\$210,273.14	\$210,273.14	Legat Architects, Inc
Onaway Parking Lot	Onaway	Land Impr.	4/12/2018	9400	\$21,676.55	\$21,676.55	\$21,676.55	Van Auken Akins Architects LLC
High School South Parking Lot	High School	Land Impr.	4/12/2018	9400	\$10,397.60	\$10,397.60	\$10,397.60	Van Auken Akins Architects LLC
High School Boiler	High School	F&E	4/30/2018	9400	\$92,976.80	\$92,976.80	\$92,976.80	DB Johnson Company
Elevator Renovation	High School	F&E	5/11/2018	9400	\$80,940.00	\$80,940.00	\$80,940.00	Lakeland Management Systems Inc
High School Parking Lot	High School	Land Impr.	5/11/2018	9400	\$3,083.08	\$3,083.08	\$3,083.08	Van Auken Akins Architects LLC
Onaway Parking Lot	Onaway	Land Impr.	5/11/2018	9400	\$8,475.81	\$8,475.81	\$8,475.81	Van Auken Akins Architects LLC
Construction Site Stormwater Permit	Onaway	Land Impr.	5/17/2018	9400	\$200.00	\$200.00	\$200.00	Treasurer, State of Ohio (Ohio EPA)
Facilities Improvement	District	Building	6/7/2018	9400	\$70,949.51	\$70,949.51	\$70,949.51	Legat Architects, Inc
Facilities Improvement	District	Building	6/14/2018	9400	\$70,337.52	\$70,337.52	\$70,337.52	Legat Architects, Inc
Elevator Modification	High School	F&E	6/28/2018	9400	\$45,080.00	\$45,080.00	\$45,080.00	Lakeland Management Systems Inc
High School Parking Lot	High School	Land Impr.	6/28/2018	9400	\$1,890.00	\$1,890.00	\$1,890.00	Van Auken Akins Architects LLC
Onaway Parking Lot	Onaway	Land Impr.	6/28/2018	9400	\$2,482.75	\$2,482.75	\$2,482.75	Van Auken Akins Architects LLC
High School Boiler	High School	F&E	6/28/2018	9400	\$146,106.40	\$146,106.40	\$146,106.40	DB Johnson Company
High School Parking Lot	High School	Land Impr.	6/30/2018	9400	\$2,663.63	\$2,663.63	\$2,663.63	Van Auken Akins Architects LLC
BO Security Upgrades	Boulevard	F&E	7/24/2018	9400	\$42,250.31	\$42,250.31	\$42,250.31	Bailey Communications, Inc.
HS Security Upgrades	High School	F&E	7/24/2018	9400	\$42,250.32	\$42,250.32	\$42,250.32	Bailey Communications, Inc.
HS Foundation & Wall Repair	High School	Building	7/24/2018	9400	\$71,691.00	\$71,691.00	\$71,691.00	Lakeland Management Systems Inc
ON Foundation & Wall Repair	Onaway	Building	7/24/2018	9400	\$36,753.00	\$36,753.00	\$36,753.00	Lakeland Management Systems Inc
ME Renovation of Classroom Space	Mercer	Building	7/24/2018	9400	\$43,440.00	\$43,440.00	\$43,440.00	Lakeland Management Systems Inc
Elevator Modification	High School	F&E	7/24/2018	9400	\$40,963.00	\$40,963.00	\$40,963.00	Lakeland Management Systems Inc
Pilot Classroom Renovations	District	F&E	7/24/2018	9400	\$67,609.70	\$67,609.70	\$67,609.70	Sterling Professional Group
High School Parking Lot Improvements	High School	Land Impr.	7/31/2018	9400	\$88,780.00	\$88,780.00	\$88,780.00	Chagrin Valley Paving
Onaway Parking Lot	Onaway	Land Impr.	7/31/2018	9400	\$64,814.00	\$64,814.00	\$64,814.00	Chagrin Valley Paving
Professional Design Services	District	Building	7/31/2018	9400	\$10,699.80	\$10,699.80	\$10,699.80	Legat Architects, Inc
Onaway Parking Lot	Onaway	Land Impr.	7/31/2018	9400	\$4,157.19	\$4,157.19	\$4,157.19	Van Auken Akins Architects LLC
Woodbury Elementary Roof Replacement	Woodbury	Building	8/8/2018	9400	\$271,637.68	\$271,637.68	\$271,637.68	Garland/DBS, Inc.
Onaway Elementary School Roof	Onaway	Building	8/8/2018	9400	\$52,029.60	\$52,029.60	\$52,029.60	Garland/DBS, Inc.
High School Parking Lot	High School	Land Impr.	8/8/2018	9400	\$85,272.24	\$85,272.24	\$85,272.24	Chagrin Valley Paving
Onaway Parking Lot	Onaway	Land Impr.	8/8/2018	9400	\$296,588.95	\$296,588.95	\$296,588.95	Chagrin Valley Paving
High School Water Line	High School	Land Impr.	8/8/2018	9400	\$33,869.70	\$33,869.70	\$33,869.70	Chagrin Valley Paving
Onaway Sidewalk and Curb	Onaway	Land Impr.	8/8/2018	9400	\$2,839.42	\$2,839.42	\$2,839.42	Chagrin Valley Paving
High School Parking Lot	High School	Land Impr.	8/8/2018	9400	\$10,220.14	\$10,220.14	\$10,220.14	Chagrin Valley Paving
High School Parking Lot	High School	Land Impr.	8/8/2018	9400	\$46,422.82	\$46,422.82	\$46,422.82	Chagrin Valley Paving
District Wide Niagara Automation Sys	District	Building	8/14/2018	9400	\$109,271.70	\$109,271.70	\$109,271.70	Gardiner Service Company
High School and Blvd Security upgrades	HS/Blvd	Building	8/14/2018	9400	\$66,213.78	\$66,213.78	\$66,213.78	Bailey Communications, Inc.
Pilot Classroom Renovations	District	Building	8/18/2018	9400	\$15,916.00	\$15,916.00	\$15,916.00	Sterling Professional Group
High School and Blvd Roof Repair	HS/Blvd	Building	8/18/2018	9400	\$235,580.00	\$235,580.00	\$235,580.00	Lakeland Management Systems Inc
High School Boiler	High School	Building	8/18/2018	9400	\$26,564.80	\$26,564.80	\$26,564.80	DB Johnson Company
Middle School Painting	Middle School	Building	8/18/2018	9400	\$6,565.00	\$6,565.00	\$6,565.00	Kastra, LLC
High School Elevator Modernization	High School	Building	8/18/2018	9400	\$69,299.00	\$69,299.00	\$69,299.00	Lakeland Management Systems Inc
Mercer Classroom Renovation	Mercer	Building	8/18/2018	9400	\$26,942.00	\$26,942.00	\$26,942.00	Lakeland Management Systems Inc
HS Foundation & Wall Repair	High School	Building	8/18/2018	9400	\$85,409.00	\$85,409.00	\$85,409.00	Lakeland Management Systems Inc
ON Foundation & Wall Repair	Onaway	Building	8/18/2018	9400	\$16,115.00	\$16,115.00	\$16,115.00	Lakeland Management Systems Inc

FY2018 BOND ISSUE

PROJECT	BUILDING	Land Impr., Building, Vehicles, F&E	CHECK DATE	SPECIAL COST CENTER	ESTIMATED COST	ACTUAL COST MTD	ACTUAL COST TO DATE	CONTRACTOR/ VENDOR
High School Boiler	High School	Building	8/18/2018	9400	\$517,960.00	\$517,960.00	\$517,960.00	ABC Piping, CO.
Middle School Painting	Middle School	Building	8/23/2018	9400	\$157,560.00	\$157,560.00	\$157,560.00	Kastra, LLC
Professional Design Services	District	Building	8/23/2018	9400	\$22,155.00	\$22,155.00	\$22,155.00	Legat Architects, Inc
High School Abatement	High School	Building	8/23/2018	9400	\$26,240.00	\$26,240.00	\$26,240.00	Total Environmental Services
Mercer Abatement	Mercer	Building	8/23/2018	9400	\$4,200.00	\$4,200.00	\$4,200.00	Total Environmental Services
Onaway Parking Lot Design Srv	Onaway	Land Impr.	8/23/2018	9400	\$4,859.07	\$4,859.07	\$4,859.07	Van Auken Akins Architects LLC
ON & HS Parking Lots	Onaway /HS	Land Impr.	9/14/2018	9400	\$17,827.33	\$17,827.33	\$17,827.33	Van Auken Akins Architects LLC
District Automation System	District	Building	9/21/2018	9400	\$51,796.80	\$51,796.80	\$51,796.80	Gardiner Service Company
High School and Blvd Security upgrades	HS/Blvd	Building	9/21/2018	9400	\$13,229.59	\$13,229.59	\$13,229.59	Bailey Communications, Inc.
Onaway Elementary School Roof	Onaway	Building	9/21/2018	9400	\$174,173.95	\$174,173.95	\$174,173.95	Garland/DBS, Inc.
Mercer Classroom Renovation	Mercer	Building	9/21/2018	9400	\$40,051.00	\$40,051.00	\$40,051.00	Lakeland Management Systems Inc
Woodbury Elementary Roof Replacement	Woodbury	Building	9/21/2018	9400	\$573,558.29	\$573,558.29	\$573,558.29	Garland/DBS, Inc.
Pilot Classroom Renovations	District	Building	9/24/2018	9400	\$274,381.26	\$274,381.26	\$274,381.26	Sterling Professional Group
Professional Design Services	District	Building	9/27/2018	9400	\$50,272.64	\$50,272.64	\$50,272.64	Legat Architects, Inc
Woodbury Elementary Roof Replacement	Woodbury	Building	9/30/2018	9400	\$362,041.23	\$362,041.23	\$362,041.23	Garland/DBS, Inc.
High School and Blvd Roof Repair	HS/Blvd	Building	9/30/2018	9400	\$41,725.00	\$41,725.00	\$41,725.00	Lakeland Management Systems Inc
High School South Parking Lot	High School	Land Impr.	9/30/2018	9400	\$3,947.39	\$3,947.39	\$3,947.39	Van Auken Akins Architects LLC
High School Elevator Modernization	High School	Building	9/30/2018	9400	\$32,978.00	\$32,978.00	\$32,978.00	Lakeland Management Systems Inc
Mercer Classroom Renovation	Mercer	Building	9/30/2018	9400	\$8,576.00	\$8,576.00	\$8,576.00	Lakeland Management Systems Inc
Mercer Waterline Replacement	Mercer	Building	9/30/2018	9400	\$80,751.16	\$80,751.16	\$80,751.16	Tap Construction Ltd.
High School Elevator Modernization	High School	Building	9/30/2018	9400	\$21,680.00	\$21,680.00	\$21,680.00	Lakeland Management Systems Inc
High School South Parking Lot	High School	Land Impr.	9/30/2018	9400	\$236,324.82	\$236,324.82	\$236,324.82	Chagrin Valley Paving
Onaway Parking Lot	Onaway	Land Impr.	9/30/2018	9400	\$161,426.63	\$161,426.63	\$161,426.63	Chagrin Valley Paving
High School South Parking Lot	High School	Land Impr.	10/12/2018	9400	\$320.00	\$320.00	\$320.00	Van Auken Akins Architects LLC
Onaway Parking Lot	Onaway	Land Impr.	10/12/2018	9400	\$3,495.25	\$3,495.25	\$3,495.25	Van Auken Akins Architects LLC
District Automation System	District	Building	10/17/2018	9400	\$129,406.50	\$129,406.50	\$129,406.50	Gardiner Service Company
Pilot Classroom Renovations	District	Building	10/17/2018	9400	\$35,993.04	\$35,993.04	\$35,993.04	Sterling Professional Group
High School and Blvd Security upgrades	HS/Blvd	Building	10/17/2018	9400	\$14,769.36	\$14,769.36	\$14,769.36	Bailey Communications, Inc.
HS/ON Foundation & Wall Repair	HS/ON	Land Impr.	10/17/2018	9400	\$23,927.60	\$23,927.60	\$23,927.60	Lakeland Management Systems Inc
Onaway Parking Lot	Onaway	Land Impr.	10/26/2018	9400	\$3,100.00	\$3,100.00	\$3,100.00	Van Auken Akins Architects LLC
Woodbury Elementary Roof Replacement	Woodbury	Building	10/30/2018	9400	\$60,829.12	\$60,829.12	\$60,829.12	Garland/DBS, Inc.
Woodbury Elementary Roof Replacement	Woodbury	Building	10/30/2018	9400	\$13,246.80	\$13,246.80	\$13,246.80	Garland/DBS, Inc.
Onaway Roof Improvement	Onaway	Building	10/30/2018	9400	\$11,905.45	\$11,905.45	\$11,905.45	Garland/DBS, Inc.
HS Roof Improvement	High School	Building	10/30/2018	9400	\$11,000.00	\$11,000.00	\$11,000.00	Lakeland Management Systems Inc
BO Roof Improvement	Boulevard	Building	10/30/2018	9400	\$11,000.00	\$11,000.00	\$11,000.00	Lakeland Management Systems Inc
Security Upgrades	Blvd & HS	Building	12/7/2018	9400	\$14,485.94	\$14,485.94	\$14,485.94	Bailey Communications, Inc.
Niagra Building Automation System	District	Building	12/17/2018	9400	\$44,195.40	\$44,195.40	\$44,195.40	Gardiner Service Company
Niagra Building Automation System	District	Building	12/18/2018	9400	\$36,259.20	\$36,259.20	\$36,259.20	Gardiner Service Company
Fire Alarm System Improvements	High School	Building	12/18/2018	9400	\$72,496.00	\$72,496.00	\$72,496.00	Dial Electric LTD
Professional Design Services	District	Building	12/21/2018	9400	\$30,621.25	\$30,621.25	\$30,621.25	Van Auken Akins Architects LLC
Parking Lot Improve HS & Onaway	HS/ON	Land Impr.	12/7/2018	9400	\$92,195.00	\$92,195.00	\$92,195.00	Chagrin Valley Paving
Professional Design Services	District	Building	1/11/2019	9400	\$5,958.75	\$5,958.75	\$5,958.75	Van Auken Akins Architects LLC
Smoke and Heat Detectors	High School	F&E	1/17/2019	9400	\$165,218.20	\$165,218.20	\$165,218.20	Dial Electric LTD
Boiler Installation	High School	F&E	1/17/2019	9400	\$513,407.84	\$513,407.84	\$513,407.84	ABC Piping, CO.
Exterior Water Line Replacement	Mercer	F&E	1/31/2019	9400	\$41,639.00	\$41,639.00	\$41,639.00	Tap Construction Ltd.
Niagra Building Automation System	District	Building	2/14/2019	9400	\$31,373.10	\$31,373.10	\$31,373.10	Gardiner Service Company
Smoke and Heat Detectors	High School	F&E	2/14/2019	9400	\$72,017.79	\$72,017.79	\$72,017.79	Dial Electric LTD

FY2018 BOND ISSUE

PROJECT	BUILDING	Land Impr., Building, Vehicles, F&E	CHECK DATE	SPECIAL COST CENTER	ESTIMATED COST	ACTUAL COST MTD	ACTUAL COST TO DATE	CONTRACTOR/ VENDOR
Parking Lot Improve HS & Onaway	HS/ON	Land Impr.	2/14/2019	9400	\$62,328.64	\$62,328.64	\$62,328.64	Chagrin Valley Paving
Professional Design Services	District	Building	2/21/2019	9400	\$112,866.77	\$112,866.77	\$112,866.77	Van Auken Akins Architects LLC
District Wide replacement of automation	District	F&E	3/7/2019	9400	\$24,334.20	\$24,334.20	\$24,334.20	Gardiner Service Company
Professional Design Services	District	Building	3/26/2019	9400	\$44,674.99	\$44,674.99	\$44,674.99	Van Auken Akins Architects LLC
Project Management Services	District	F&E	3/27/2019	9400	\$2,531.25	\$2,531.25	\$2,531.25	Cleora Management
Project Management Services	District	F&E	3/28/2019	9400	\$7,653.86	\$7,653.86	\$7,653.86	Cleora Management
Security Systems	Administration	F&E	3/29/2019	9400	\$4,890.00	\$4,890.00	\$4,890.00	Gardiner Service Company
Map and Document Sewer	District	F&E	3/29/2019	9400	\$5,950.00	\$5,950.00	\$5,950.00	Lake County Sewer Co.
HS Capital Projects	High School	Land Impr.	3/29/2019	9400	\$3,798.00	\$3,798.00	\$3,798.00	Professional Services
District Wide replacement of automation	District	F&E	3/31/2019	9400	\$8,406.00	\$8,406.00	\$8,406.00	Gardiner Service Company
Fire Alarm System Improvements	High School	F&E	3/31/2019	9400	\$50,185.00	\$50,185.00	\$50,185.00	Dial Electric LTD
Exterior Water Line Replacement	Mercer	F&E	4/7/2019	9400	\$6,943.84	\$6,943.84	\$6,943.84	Tap Construction Ltd.
Survey and utility locating	Boulevard	F&E	4/8/2019	9400	\$9,800.00	\$9,800.00	\$9,800.00	Dempsey Surveying Co.
Survey and utility locating	Lomond	F&E	4/8/2019	9400	\$14,300.00	\$14,300.00	\$14,300.00	Dempsey Surveying Co.
Survey and utility locating	High School	F&E	4/8/2019	9400	\$5,125.00	\$5,125.00	\$5,125.00	Dempsey Surveying Co.
Classroom Furniture	High School	F&E	4/11/2019	9400	\$6,779.50	\$6,779.50	\$6,779.50	Independence Business Supply
Professional Design Services	Boulevard	F&E	4/11/2019	9400	\$5,927.80	\$5,927.80	\$5,927.80	Van Auken Akins Architects LLC
Professional Design Services	Lomond	F&E	4/11/2019	9400	\$11,754.65	\$11,754.65	\$11,754.65	Van Auken Akins Architects LLC
Professional Design Services	High School	F&E	4/11/2019	9400	\$9,049.60	\$9,049.60	\$9,049.60	Van Auken Akins Architects LLC
Professional Design Services	Onaway	F&E	4/11/2019	9400	\$2,988.35	\$2,988.35	\$2,988.35	Van Auken Akins Architects LLC
Professional Design Services	Woodbury	F&E	4/11/2019	9400	\$9,180.00	\$9,180.00	\$9,180.00	Van Auken Akins Architects LLC
Fire Alarm System Improvements	High School	F&E	4/22/2019	9400	\$42,686.00	\$42,686.00	\$42,686.00	Dial Electric LTD
Professional Design Services	High School	F&E	4/22/2019	9400	\$13,343.75	\$13,343.75	\$13,343.75	Legat Architects, Inc
Domestic Waterline Replacement	High School	F&E	4/22/2019	9400	\$25,000.00	\$25,000.00	\$25,000.00	Legat Architects, Inc
Media Center Modernization	High School	F&E	4/22/2019	9400	\$15,680.00	\$15,680.00	\$15,680.00	Legat Architects, Inc
Abatement, Monitoring, Testing and Report.	High School	F&E	4/22/2019	9400	\$7,826.25	\$7,826.25	\$7,826.25	Legat Architects, Inc
Investigate Storm & Sanitary Sewers	Boulevard	F&E	4/23/2019	9400	\$9,500.00	\$9,500.00	\$9,500.00	Lake County Sewer Co.
Investigate Storm & Sanitary Sewers	Mercer	F&E	4/23/2019	9400	\$4,750.00	\$4,750.00	\$4,750.00	Lake County Sewer Co.
Project Management Services	District	F&E	5/13/2019	9400	\$4,228.13	\$4,228.13	\$4,228.13	Cleora Management
Investigate Storm & Sanitary Sewers	Boulevard	F&E	5/13/2019	9400	\$5,950.00	\$5,950.00	\$5,950.00	Lake County Sewer Co.
Project Management Services	District	F&E	5/22/2019	9400	\$6,151.97	\$6,151.97	\$6,151.97	Cleora Management
Soil Boring, Sampling & Analysis	Woodbury	F&E	5/30/2019	9400	\$8,698.00	\$8,698.00	\$8,698.00	Professional Service Industries
Design Servies	Mercer	F&E	5/30/2019	9400	\$7,996.80	\$7,996.80	\$7,996.80	Van Auken Akins Architects LLC
Soil Boring, Sampling & Analysis	Boulevard	F&E	5/31/2019	9400	\$5,994.00	\$5,994.00	\$5,994.00	Professional Service Industries
Survey and Utility Locating	Mercer	F&E	6/12/2019	9400	\$12,000.00	\$12,000.00	\$12,000.00	Dempsey Surveying Co.
Life Safety & IT Room	High School	F&E	6/12/2019	9400	\$40,570.00	\$40,570.00	\$40,570.00	Dial Electric LTD
Professional Design Services	District	F&E	6/30/2019	9400	\$324,943.24	\$324,943.24	\$324,943.24	Van Auken Akins Architects LLC
Project Management Services	District	F&E	7/3/2019	9400	\$1,718.88	\$1,718.88	\$1,718.88	Cleora Management
Permit for work approval	District	Building	7/12/2019	9400	\$875.50	\$875.50	\$875.50	City of Shaker Heights
Professional Design Services	District	F&E	7/31/2019	9400	\$20,150.35	\$20,150.35	\$20,150.35	Van Auken Akins Architects LLC
Fire Alarm System Improvements	High School	F&E	8/1/2019	9400	\$95,823.58	\$95,823.58	\$95,823.58	Dial Electric LTD
Boiler Installation	High School	F&E	8/22/2019	9400	\$152,396.16	\$152,396.16	\$152,396.16	ABC Piping, CO.
Professional Design Services	District	F&E	8/23/2019	9400	\$43,775.34	\$43,775.34	\$43,775.34	Van Auken Akins Architects LLC
District Wide replacement of automation	District	F&E	8/30/2019	9400	\$21,524.00	\$21,524.00	\$21,524.00	Gardiner Service Company
Boiler Installation	High School	F&E	8/30/2019	9400	\$20,240.00	\$20,240.00	\$20,240.00	ABC Piping, CO.
Fire Alarm System Improvements	High School	F&E	8/30/2019	9400	\$43,560.00	\$43,560.00	\$43,560.00	Dial Electric LTD
Professional Design Services	Mercer	F&E	8/30/2019	9400	\$807.18	\$807.18	\$807.18	Van Auken Akins Architects LLC

FY2018 BOND ISSUE

PROJECT	BUILDING	Land Impr., Building, Vehicles, F&E	CHECK DATE	SPECIAL COST CENTER	ESTIMATED COST	ACTUAL COST MTD	ACTUAL COST TO DATE	CONTRACTOR/ VENDOR
Project Management Services	District	F&E	8/30/2019	9400	\$20,682.75	\$20,682.75	\$20,682.75	Cleora Management
Professional Design Services	District	F&E	8/31/2019	9400	\$17,011.26	\$17,011.26	\$17,011.26	Van Auken Akins Architects LLC
Materials testing & inspection services	High School	Building	9/19/2019	9400	\$872.50	\$872.50	\$872.50	Professional Service Industries
Fire Alarm System Improvements	High School	F&E	9/26/2019	9400	\$46,278.60	\$46,278.60	\$46,278.60	Dial Electric LTD
Professional Design Services	Onaway	F&E	9/27/2019	9400	\$11,344.65	\$11,344.65	\$11,344.65	Van Auken Akins Architects LLC
Testing & Inspections	Boulevard	Building	9/30/2019	9400	\$3,142.00	\$3,142.00	\$3,142.00	Professional Service Industries
Professional Design Services	District	F&E	9/30/2019	9400	\$41,737.13	\$41,737.13	\$41,737.13	Van Auken Akins Architects LLC
Fire Alarm System Improvements	High School	F&E	9/30/2019	9400	\$41,340.00	\$41,340.00	\$41,340.00	Dial Electric LTD
Construction projects	District	Building	9/30/2019	9400	\$1,882,943.76	\$1,882,943.76	\$1,882,943.76	Gilbane Building Company
Testing and Inspections	Onaway	Building	10/3/2019	9400	\$9,597.00	\$9,597.00	\$9,597.00	Professional Service Industries
Project Management Services	District	Building	10/3/2019	9400	\$12,776.50	\$12,776.50	\$12,776.50	Cleora Management
Construction projects	District	Building	10/21/2019	9400	\$1,363,036.44	\$1,363,036.44	\$1,363,036.44	Gilbane Building Company
Project Management Services	District	Building	10/22/2019	9400	\$4,571.88	\$4,571.88	\$4,571.88	Cleora Management
Testing and Inspections	Boulevard	Building	10/31/2019	9400	\$1,397.00	\$1,397.00	\$1,397.00	Professional Service Industries
Professional Design Services	District	Building	10/31/2019	9400	\$8,960.40	\$8,960.40	\$8,960.40	Van Auken Akins Architects LLC
Construction projects	District	Building	10/31/2019	9400	\$165,997.45	\$165,997.45	\$165,997.45	Gilbane Building Company
Construction projects	District	Building	11/26/2019	9400	\$17,660.67	\$17,660.67	\$17,660.67	Gilbane Building Company
Testing and Inspections	District	Building	11/30/2019	9400	\$6,977.50	\$6,977.50	\$6,977.50	Professional Service Industries
Professional Design Services	District	Building	11/30/2019	9400	\$1,756.25	\$1,756.25	\$1,756.25	Van Auken Akins Architects LLC
Construction projects	District	Building	12/17/2019	9400	\$7,256.41	\$7,256.41	\$7,256.41	Gilbane Building Company
Fire Alarm System Improvements	High School	F&E	12/27/2019	9400	\$23,305.52	\$23,305.52	\$23,305.52	Dial Electric LTD
Professional Design Services	District	Building	1/31/2020	9400	\$11,205.00	\$11,205.00	\$11,205.00	Van Auken Akins Architects LLC
Boiler Installation	High School	F&E	1/31/2020	9400	\$2,950.00	\$2,950.00	\$2,950.00	Gardiner Service Company
Boiler Installation	District	F&E	1/31/2020	9400	\$74,228.10	\$74,228.10	\$74,228.10	Gardiner Service Company
Testing and Inspections	Fernway	Building	1/31/2020	9400	\$91.00	\$91.00	\$91.00	Professional Service Industries
Testing and Inspections	Fernway	Building	1/31/2020	9400	\$3,709.00	\$3,709.00	\$3,709.00	Professional Service Industries
Project Management Services	District	Building	1/21/2020	9400	\$767.25	\$767.25	\$767.25	Cleora Management
Construction projects	District	Building	1/21/2020	9400	\$212,567.56	\$212,567.56	\$212,567.56	Gilbane Building Company
Project Management Services	District	Building	2/28/2020	9400	\$286.00	\$286.00	\$286.00	Cleora Management
Surveying Services	Woodbury	Building	2/28/2020	9400	\$10,500.00	\$10,500.00	\$10,500.00	Dempsey Surveying Co.
Professional Design Services	District	Building	2/28/2020	9400	\$13,685.56	\$13,685.56	\$13,685.56	Van Auken Akins Architects LLC
Construction projects	District	Building	2/28/2020	9400	\$131,510.45	\$131,510.45	\$131,510.45	Gilbane Building Company
Permit for work approval	District	Building	3/31/2020	9400	\$45,624.05	\$45,624.05	\$45,624.05	City of Shaker Heights
Underground Utility Lines	Woodbury	Building	3/13/2020	9400	\$7,800.00	\$7,800.00	\$7,800.00	Ground Penetrating Radar Systems
Professional Design Services	Lomond	Building	3/31/2020	9400	\$8,839.90	\$8,839.90	\$8,839.90	Van Auken Akins Architects LLC
Boiler Installation	High School	F&E	3/16/2020	9400	\$152,233.00	\$152,233.00	\$152,233.00	ABC Piping, CO.
Testing and Inspections	Lomond	Building	4/15/2020	9400	\$417.00	\$417.00	\$417.00	Professional Service Industries
Professional Design Services	District	Building	4/30/2020	9400	\$8,180.50	\$8,180.50	\$8,180.50	Van Auken Akins Architects LLC
Construction projects	District	Building	4/30/2020	9400	\$117,543.69	\$117,543.69	\$117,543.69	Gilbane Building Company
Testing and Inspections	District	Building	5/20/2020	9400	\$8,838.27	\$8,838.27	\$8,838.27	Professional Service Industries
Professional Design Services	District	Building	5/29/2020	9400	\$49,222.75	\$49,222.75	\$49,222.75	Van Auken Akins Architects LLC
Construction projects	District	Building	5/31/2020	9400	\$976,682.13	\$976,682.13	\$976,682.13	Gilbane Building Company
Testing and Inspections	District	Building	6/19/2020	9400	\$1,696.34	\$1,696.34	\$1,696.34	Professional Service Industries
Professional Design Services	District	Building	6/30/2020	9400	\$37,073.75	\$37,073.75	\$37,073.75	Van Auken Akins Architects LLC
Construction projects	District	Building	6/30/2020	9400	\$1,086,910.23	\$1,086,910.23	\$1,086,910.23	Gilbane Building Company
Testing and Inspections	District	Building	6/30/2020	9400	\$2,081.13	\$2,081.13	\$2,081.13	Professional Service Industries
Professional Design Services	District	Building	6/30/2020	9400	\$5,931.25	\$5,931.25	\$5,931.25	Van Auken Akins Architects LLC

FY2018 BOND ISSUE

PROJECT	BUILDING	Land Impr., Building, Vehicles, F&E	CHECK DATE	SPECIAL COST CENTER	ESTIMATED COST	ACTUAL COST MTD	ACTUAL COST TO DATE	CONTRACTOR/ VENDOR
HS Gym and Choir Room	High School	Building	7/31/2020	9400	\$61,207.30	\$61,207.30	\$61,207.30	Gardiner Service Company
Construction projects	District	Building	7/31/2020	9400	\$962,405.67	\$962,405.67	\$962,405.67	Gilbane Building Company
Professional Design Services	High School	Building	7/31/2020	9400	\$19,970.40	\$19,970.40	\$19,970.40	Glen D. Ramage Architect Inc.
Testing and Inspections	District	Building	7/31/2020	9400	\$14,562.00	\$14,562.00	\$14,562.00	Professional Service Industries
Machining, Manufacturing Classroom Design	High School	F&E	7/31/2020	9400	\$81,002.80	\$81,002.80	\$81,002.80	Sterling Professional Group
Professional Design Services	District	Building	7/31/2020	9400	\$34,350.00	\$34,350.00	\$34,350.00	Van Auken Akins Architects LLC
Testing and Inspections-Refund	District	Building	7/31/2020	9400	(\$6,337.50)	(\$6,337.50)	(\$6,337.50)	Professional Service Industries
Asbestos Abatement	High School	Building	8/31/2020	9400	\$50,454.16	\$50,454.16	\$50,454.16	Dial Electric LTD
Professional Design Services	District	Building	8/31/2020	9400	\$57,823.78	\$57,823.78	\$57,823.78	Van Auken Akins Architects LLC
Construction projects	District	Building	8/31/2020	9400	\$1,409,614.15	\$1,409,614.15	\$1,409,614.15	Gilbane Building Company
HS Gym and Choir Room	High School	Building	8/31/2020	9400	\$139,378.92	\$139,378.92	\$139,378.92	Gardiner Service Company
MS Paving	Middle School	F&E	8/31/2020	9400	\$32,158.00	\$32,158.00	\$32,158.00	Infinity Paving Company
Remove and Re-Install Electrical Feeder	Boulevard	F&E	9/30/2020	9400	\$30,444.58	\$30,444.58	\$30,444.58	Illuminating Company
Professional Design Services	Mercer	Building	9/30/2020	9400	\$32,643.75	\$32,643.75	\$32,643.75	Van Auken Akins Architects LLC
Construction projects	District	Building	9/30/2020	9400	\$1,288,329.88	\$1,288,329.88	\$1,288,329.88	Gilbane Building Company
Core Sampling	District	Building	9/30/2020	9400	\$14,890.00	\$14,890.00	\$14,890.00	Professional Service Industries
Temp Control System	Middle School	Building	10/28/2020	9400	\$6,500.00	\$6,500.00	\$6,500.00	Gardiner Service Company
HVAC Consulting Fees	District	Building	10/28/2020	9400	\$1,572.50	\$1,572.50	\$1,572.50	Fox Consulting
Gym & Choir Room HVAC Upgrades	High School	Building	10/29/2020	9400	\$111,316.27	\$111,316.27	\$111,316.27	Gardiner Service Company
Soil Sampling-LO&WO	District	Building	10/29/2020	9400	\$818.00	\$818.00	\$818.00	Professional Service Industries
Professional Design Services-LO, ME, MS	District	Building	10/30/2020	9400	\$8,630.00	\$8,630.00	\$8,630.00	Glen D. Ramage Architect Inc.
Machining Room Equipment delivery	High School	F&E	10/30/2020	9400	\$4,600.00	\$4,600.00	\$4,600.00	Shippers Highway Express Inc.
Professional Design Services	District	Building	11/30/2020	9400	\$10,632.50	\$10,632.50	\$10,632.50	Van Auken Akins Architects LLC
Construction projects	District	Building	11/30/2020	9400	\$600,548.04	\$600,548.04	\$600,548.04	Gilbane Building Company
Temp Control System	High School	Building	11/30/2020	9400	\$5,900.00	\$5,900.00	\$5,900.00	Gardiner Service Company
Machining Room	High School	F&E	11/30/2020	9400	\$84,501.00	\$84,501.00	\$84,501.00	Sterling Professional Group
Paving improvements	Lomond	Land Impr.	12/10/2020	9400	\$43,425.00	\$43,425.00	\$43,425.00	Cunningham Paving Company
Paving improvements	Mercer	Land Impr.	12/10/2020	9400	\$33,237.00	\$33,237.00	\$33,237.00	Cunningham Paving Company
HVAC Consulting Fees	District	Building	12/10/2020	9400	\$1,575.00	\$1,575.00	\$1,575.00	Fox Consulting
HS Gym & Choir Room	High School	F&E	12/31/2020	9400	\$93,104.51	\$93,104.51	\$93,104.51	Gardiner Service Company
HS North Gym Lighting	High School	F&E	12/23/2020	9400	\$10,500.00	\$10,500.00	\$10,500.00	Hidden Valley Electric Inc
Professional Design Services	District	Building	12/31/2020	9400	\$9,352.46	\$9,352.46	\$9,352.46	Van Auken Akins Architects LLC
Steam Trap Replacement	Lomond	F&E	1/22/2021	9400	\$17,990.00	\$17,990.00	\$17,990.00	Comfort Systems
South Gym Lighting Repairs	High School	F&E	1/29/2021	9400	\$34,660.00	\$34,660.00	\$34,660.00	Hidden Valley Electric Inc
Construction projects	District	Building	1/31/2021	9400	\$406,282.04	\$406,282.04	\$406,282.04	Gilbane Building Company
Project Management Services	Boulevard	Building	2/23/2021	9400	\$195.20	\$195.20	\$195.20	Cleora Management
Project Management Services	Woodbury	Building	2/23/2021	9400	\$229.57	\$229.57	\$229.57	Cleora Management
Project Management Services	Lomond	Building	2/23/2021	9400	\$68.73	\$68.73	\$68.73	Cleora Management
Construction Projects	District	Building	2/23/2021	9400	\$467,756.50	\$467,756.50	\$467,756.50	Gilbane Building Company
Professional Design Services	High School	Building	2/28/2021	9400	\$75.00	\$75.00	\$75.00	Van Auken Akins Architects LLC
Professional Design Services	Woodbury	Building	2/28/2021	9400	\$187.50	\$187.50	\$187.50	Van Auken Akins Architects LLC
Correct Pay Apps	District	Building	2/28/2021	9400	(\$539,943.34)	(\$539,943.34)	(\$539,943.34)	Gilbane Building Company
Aug 2020 Correction	District	Building	2/28/2021	9400	(\$17,176.28)	(\$17,176.28)	(\$17,176.28)	Van Auken Akins Architects LLC
Metals Lab Mechanical Design Fees	District	Building	3/12/2021	9400	\$9,262.50	\$9,262.50	\$9,262.50	Fox Consulting
Woodbury Piping	Woodbury	F&E	3/31/2021	9400	\$116,697.77	\$116,697.77	\$116,697.77	ABC Piping, CO.
RedTree Fees								

FY2018 BOND ISSUE

PROJECT	BUILDING	Land Impr., Building, Vehicles, F&E	CHECK DATE	SPECIAL COST CENTER	ESTIMATED COST	ACTUAL COST MTD	ACTUAL COST TO DATE	CONTRACTOR/ VENDOR
RedTree Investment Fees	District		5/31/2018	9400	\$703.00	\$703.00	\$703.00	RedTree Investment
RedTree Investment Fees	District		6/30/2018	9400	\$1,056.33	\$1,056.33	\$1,056.33	RedTree Investment
RedTree Investment Fees	District		7/31/2018	9400	\$1,015.76	\$1,015.76	\$1,015.76	RedTree Investment
RedTree Investment Fees	District		8/31/2018	9400	\$1,027.95	\$1,027.95	\$1,027.95	RedTree Investment
RedTree Investment Fees	District		9/30/2018	9400	\$1,036.74	\$1,036.74	\$1,036.74	RedTree Investment
RedTree Investment Fees	District		10/31/2018	9400	\$1,038.09	\$1,038.09	\$1,038.09	RedTree Investment
RedTree Investment Fees	District		11/30/2018	9400	\$764.52	\$764.52	\$764.52	RedTree Investment
RedTree Investment Fees	District		12/31/2018	9400	\$763.97	\$763.97	\$763.97	RedTree Investment
RedTree Investment Fees	District		1/31/2019	9400	\$759.72	\$759.72	\$759.72	RedTree Investment
RedTree Investment Fees	District		2/28/2019	9400	\$771.55	\$771.55	\$771.55	RedTree Investment
RedTree Investment Fees	District		3/31/2019	9400	\$761.97	\$761.97	\$761.97	RedTree Investment
RedTree Investment Fees	District		4/30/2019	9400	\$763.32	\$763.32	\$763.32	RedTree Investment
RedTree Investment Fees	District		5/31/2019	9400	\$764.63	\$764.63	\$764.63	RedTree Investment
RedTree Investment Fees	District		6/30/2019	9400	\$691.69	\$691.69	\$691.69	RedTree Investment
RedTree Investment Fees	District		7/31/2019	9400	\$689.79	\$689.79	\$689.79	RedTree Investment
RedTree Investment Fees	District		8/31/2019	9400	\$689.43	\$689.43	\$689.43	RedTree Investment
RedTree Investment Fees	District		9/30/2019	9400	\$689.98	\$689.98	\$689.98	RedTree Investment
RedTree Investment Fees	District		10/31/2019	9400	\$690.91	\$690.91	\$690.91	RedTree Investment
RedTree Investment Fees	District		11/30/2019	9400	\$691.92	\$691.92	\$691.92	RedTree Investment
RedTree Investment Fees	District		12/31/2019	9400	\$692.69	\$692.69	\$692.69	RedTree Investment
RedTree Investment Fees	District		1/31/2020	9400	\$469.12	\$469.12	\$469.12	RedTree Investment
RedTree Investment Fees	District		2/28/2020	9400	\$469.77	\$469.77	\$469.77	RedTree Investment
RedTree Investment Fees	District		3/31/2020	9400	\$466.08	\$466.08	\$466.08	RedTree Investment
RedTree Investment Fees	District		4/30/2020	9400	\$427.56	\$427.56	\$427.56	RedTree Investment
RedTree Investment Fees	District		5/31/2020	9400	\$428.33	\$428.33	\$428.33	RedTree Investment
RedTree Investment Fees	District		6/30/2020	9400	\$364.54	\$364.54	\$364.54	RedTree Investment
RedTree Investment Fees	District		7/31/2020	9400	\$309.01	\$309.01	\$309.01	RedTree Investment
RedTree Investment Fees	District		8/31/2020	9400	\$255.40	\$255.40	\$255.40	RedTree Investment
RedTree Investment Fees	District		9/30/2020	9400	\$257.59	\$257.59	\$257.59	RedTree Investment
RedTree Investment Fees	District		10/31/2020	9400	\$94.42	\$94.42	\$94.42	RedTree Investment
RedTree Investment Fees	District		11/30/2020	9400	\$93.03	\$93.03	\$93.03	RedTree Investment
RedTree Investment Fees	District		12/31/2020	9400	\$52.26	\$52.26	\$52.26	RedTree Investment
RedTree Investment Fees	District		1/31/2021	9400	\$28.31	\$28.31	\$28.31	RedTree Investment
RedTree Investment Fees	District		2/28/2021	9400	\$29.01	\$29.01	\$29.01	RedTree Investment
RedTree Investment Fees	District		3/31/2021	9400	\$28.39	\$28.39	\$28.39	RedTree Investment
<u>FY18 BANs \$9.9MM - SCC 9401</u>								
Woodbury Piping	Woodbury	F&E	3/31/2021	9401	\$40,202.23	\$40,202.23	\$40,202.23	ABC Piping, CO.
Bond Projects	District	Building	4/30/2021	9401	\$2,812.50	\$2,812.50	\$2,812.50	Van Auken Akins Architects LLC
Main Entrance Replacement	Middle School	Building	5/21/2021	9401	\$20,500.00	\$20,500.00	\$20,500.00	Capital Aluminum & Glass Corp
Capital Projects	District	Building	5/21/2021	9401	\$15,228.95	\$15,228.95	\$15,228.95	Gilbane Building Company
Capital Projects	Boulevard	Building	5/31/2021	9401	\$25,100.00	\$25,100.00	\$25,100.00	Capital Aluminum & Glass Corp
Capital Projects	District	Building	6/30/2021	9401	\$35,860.40	\$35,860.40	\$35,860.40	Gilbane Building Company
Architectual Services	District	Building	6/17/2021	9401	\$7,340.00	\$7,340.00	\$7,340.00	Glen D. Ramage Architect Inc.
Master Planning Project	District	Building	6/30/2021	9401	\$5,000.00	\$5,000.00	\$5,000.00	Project Management Consultants
Bond Projects	District	Building	6/30/2021	9401	\$375.00	\$375.00	\$375.00	Van Auken Akins Architects LLC
Steam Traps Project	Middle School	Building	6/30/2021	9401	\$839.39	\$839.39	\$839.39	Woodhill Supply

FY2018 BOND ISSUE

PROJECT	BUILDING	Land Impr., Building, Vehicles, F&E	CHECK DATE	SPECIAL COST CENTER	ESTIMATED COST	ACTUAL COST MTD	ACTUAL COST TO DATE	CONTRACTOR/ VENDOR
Bond Projects-correction	District	Building	6/30/2021	9401	(\$5,270.31)	(\$5,270.31)	(\$5,270.31)	Van Auken Akins Architects LLC
Steam Traps Project	Middle School	Building	6/30/2021	9401	\$22,282.58	\$22,282.58	\$22,282.58	Woodhill Supply
Bond Projects Adj	District	Building	6/30/2021	9401	\$447,358.74	\$447,358.74	\$447,358.74	Gilbane Building Company
Bond Projects Adj	District	Building	6/30/2021	9401	\$48,385.64	\$48,385.64	\$48,385.64	Gilbane Building Company
Master Planning Project	District	Building	7/30/2021	9401	\$5,000.00	\$5,000.00	\$5,000.00	Project Management Consultants
Master Planning Project	District	Building	7/31/2021	9401	\$5,000.00	\$5,000.00	\$5,000.00	Project Management Consultants
Master Planning Project	District	Building	8/25/2021	9401	\$5,000.00	\$5,000.00	\$5,000.00	Project Management Consultants
Bond Projects	District	Building	8/31/2021	9401	\$1,818.75	\$1,818.75	\$1,818.75	Van Auken Akins Architects LLC
Master Planning Project	District	Building	9/20/2021	9401	\$5,000.00	\$5,000.00	\$5,000.00	Project Management Consultants
Paving Projects	District	Building	10/18/2021	9401	\$108,600.30	\$108,600.30	\$108,600.30	North Coast Paving Company
Legal Services-Master Planning	District	Building	10/21/2021	9401	\$4,752.00	\$4,752.00	\$4,752.00	Thompson Hine LLP
Bond Projects	District	Building	10/26/2021	9401	\$1,500.00	\$1,500.00	\$1,500.00	Van Auken Akins Architects LLC
Bond Projects	District	Building	11/22/2021	9401	\$518.76	\$518.76	\$518.76	Van Auken Akins Architects LLC
Master Planning Project	District	Building	12/22/2021	9401	\$5,000.00	\$5,000.00	\$5,000.00	Project Management Consultants
Master Planning Project-Reimbursement	District	Building	12/31/2021	9401	(\$5,000.00)	(\$5,000.00)	(\$5,000.00)	SH Public Library
Master Planning Project	District	Building	1/13/2022	9401	\$5,000.00	\$5,000.00	\$5,000.00	Project Management Consultants
Bond Projects	Middle School	Building	1/13/2022	9401	\$475.00	\$475.00	\$475.00	Van Auken Akins Architects LLC
Master Planning Project	District	Building	2/11/2022	9401	\$5,000.00	\$5,000.00	\$5,000.00	Project Management Consultants
Paving Projects	District	Building	2/10/2022	9401	\$106,552.80	\$106,552.80	\$106,552.80	North Coast Paving Company
Master Planning Project	District	Building	4/14/2022	9401	\$5,000.00	\$5,000.00	\$5,000.00	Project Management Consultants
Reclass Fd001 exp to Fd004	Mercer	Building	5/31/2022	9401	\$61,585.00	\$61,585.00	\$61,585.00	Journal Entry
Reclass Fd001 exp to Fd004	Onaway	Building	5/31/2022	9401	\$41,515.00	\$41,515.00	\$41,515.00	Journal Entry
Reclass Fd001 exp to Fd004	Middle School	Building	5/31/2022	9401	\$378,536.22	\$378,536.22	\$378,536.22	Journal Entry
Reclass Fd001 exp to Fd004	Woodbury	Building	5/31/2022	9401	\$65,461.00	\$65,461.00	\$65,461.00	Journal Entry
Reclass Fd001 exp to Fd004	Mercer	Building	5/31/2022	9401	\$58,479.00	\$58,479.00	\$58,479.00	Journal Entry
Reclass Fd001 exp to Fd004	District	Building	5/31/2022	9401	\$17,994.50	\$17,994.50	\$17,994.50	Journal Entry
Reclass Fd001 exp to Fd004	District	Building	5/31/2022	9401	\$10,775.00	\$10,775.00	\$10,775.00	Journal Entry
Bus Garage & DLMO Roof	District	Building	6/23/2022	9401	\$468,563.51	\$468,563.51	\$468,563.51	Garland/DBS Inc.
Paving Projects	District	Building	6/30/2022	9401	\$23,905.90	\$23,905.90	\$23,905.90	North Coast Paving Company
Master Planning Project	District	Building	6/30/2022	9401	\$15,000.00	\$15,000.00	\$15,000.00	Project Management Consultants
Master Planning Project	District	Building	6/30/2022	9401	\$24,591.25	\$24,591.25	\$24,591.25	Van Auken Akins Architects LLC
Bond Projects	Boulevard	Building	6/30/2022	9401	\$4,597.39	\$4,597.39	\$4,597.39	Journal Entry
Bond Projects	Fernway	Building	6/30/2022	9401	\$9,145.00	\$9,145.00	\$9,145.00	Journal Entry
Bond Projects	Lomond	Building	6/30/2022	9401	\$11,193.00	\$11,193.00	\$11,193.00	Journal Entry
Bond Projects	Mercer	Building	6/30/2022	9401	\$6,450.00	\$6,450.00	\$6,450.00	Journal Entry
Bond Projects	Onaway	Building	6/30/2022	9401	\$36,222.29	\$36,222.29	\$36,222.29	Journal Entry
Bond Projects	Woodbury	Building	6/30/2022	9401	\$192,150.69	\$192,150.69	\$192,150.69	Journal Entry
Bond Projects	Middle School	Building	6/30/2022	9401	\$48,140.98	\$48,140.98	\$48,140.98	Journal Entry
Bond Projects	High School	Building	6/30/2022	9401	\$128,140.00	\$128,140.00	\$128,140.00	Journal Entry
Bond Projects	Transportation	Building	6/30/2022	9401	\$12,104.00	\$12,104.00	\$12,104.00	Journal Entry
Bond Projects	Service Center	Building	6/30/2022	9401	\$10,343.00	\$10,343.00	\$10,343.00	Journal Entry
Bond Projects	Bldgs & Grnds	Building	6/30/2022	9401	\$311,249.48	\$311,249.48	\$311,249.48	Journal Entry
Bond Projects	Admin	Building	6/30/2022	9401	\$2,250.00	\$2,250.00	\$2,250.00	Journal Entry
Bond Projects	Security	Building	6/30/2022	9401	\$112,882.77	\$112,882.77	\$112,882.77	Journal Entry
Bond Projects	Woodbury	Building	6/30/2022	9401	(\$41,559.57)	(\$41,559.57)	(\$41,559.57)	Journal Entry
Bond Projects	Admin	Building	6/30/2022	9401	(\$267.50)	(\$267.50)	(\$267.50)	Journal Entry
Master Planning Project	District	Building	6/30/2022	9401	(\$27,500.00)	(\$27,500.00)	(\$27,500.00)	Forward Together Billing

FY2018 BOND ISSUE

PROJECT	BUILDING	Land Impr., Building, Vehicles, F&E	CHECK DATE	SPECIAL COST CENTER	ESTIMATED COST	ACTUAL COST MTD	ACTUAL COST TO DATE	CONTRACTOR/ VENDOR
Paving Projects	District	Building	6/30/2022	9401	(\$87,268.75)	(\$87,268.75)	(\$87,268.75)	North Coast Paving Company
Bond Projects	Admin	Building	7/31/2022	9401	\$114,768.75	\$114,768.75	\$114,768.75	Journal Entry
Declaration of Intent								
MS Roof Replacement	Middle School	Building	12/29/2017	9401	\$1,588,550.55	\$1,588,550.55	\$1,588,550.55	Garland/DBS, Inc.
MS Cafeteria Ceiling Replacement	Middle School	Building	12/29/2017	9401	\$107,500.00	\$107,500.00	\$107,500.00	Engelke, Inc.
Architectural Services	District	Building	12/29/2017	9401	\$47,000.00	\$47,000.00	\$47,000.00	Legat KingScott, Inc.
RedTree Fees								
RedTree Investment Fees	District		1/31/2018	9401	\$62.47	\$62.47	\$62.47	RedTree Investment
RedTree Investment Fees	District		2/28/2018	9401	\$491.09	\$491.09	\$491.09	RedTree Investment
RedTree Investment Fees	District		3/31/2018	9401	\$465.93	\$465.93	\$465.93	RedTree Investment
RedTree Investment Fees	District		4/30/2018	9401	\$453.38	\$453.38	\$453.38	RedTree Investment
RedTree Investment Fees	District		5/31/2018	9401	\$429.61	\$429.61	\$429.61	RedTree Investment
RedTree Investment Fees	District		6/30/2018	9401	\$430.38	\$430.38	\$430.38	RedTree Investment
RedTree Investment Fees	District		7/31/2018	9401	\$430.79	\$430.79	\$430.79	RedTree Investment
RedTree Investment Fees	District		8/31/2018	9401	\$435.64	\$435.64	\$435.64	RedTree Investment
RedTree Investment Fees	District		9/30/2018	9401	\$439.49	\$439.49	\$439.49	RedTree Investment
RedTree Investment Fees	District		10/31/2018	9401	\$440.07	\$440.07	\$440.07	RedTree Investment
RedTree Investment Fees	District		11/30/2018	9401	\$440.55	\$440.55	\$440.55	RedTree Investment
RedTree Investment Fees	District		12/31/2018	9401	\$440.26	\$440.26	\$440.26	RedTree Investment
RedTree Investment Fees	District		1/31/2019	9401	\$446.85	\$446.85	\$446.85	RedTree Investment
RedTree Investment Fees	District		2/28/2019	9401	\$453.86	\$453.86	\$453.86	RedTree Investment
RedTree Investment Fees	District		3/31/2019	9401	\$448.27	\$448.27	\$448.27	RedTree Investment
RedTree Investment Fees	District		4/30/2019	9401	\$448.93	\$448.93	\$448.93	RedTree Investment
RedTree Investment Fees	District		5/31/2019	9401	\$449.58	\$449.58	\$449.58	RedTree Investment
RedTree Investment Fees	District		6/30/2019	9401	\$450.50	\$450.50	\$450.50	RedTree Investment
RedTree Investment Fees	District		7/31/2019	9401	\$451.36	\$451.36	\$451.36	RedTree Investment
RedTree Investment Fees	District		8/31/2019	9401	\$451.12	\$451.12	\$451.12	RedTree Investment
RedTree Investment Fees	District		9/30/2019	9401	\$451.47	\$451.47	\$451.47	RedTree Investment
RedTree Investment Fees	District		10/31/2019	9401	\$452.07	\$452.07	\$452.07	RedTree Investment
RedTree Investment Fees	District		11/30/2019	9401	\$452.75	\$452.75	\$452.75	RedTree Investment
RedTree Investment Fees	District		12/31/2019	9401	\$453.33	\$453.33	\$453.33	RedTree Investment
RedTree Investment Fees	District		1/31/2020	9401	\$462.51	\$462.51	\$462.51	RedTree Investment
RedTree Investment Fees	District		2/29/2020	9401	\$463.13	\$463.13	\$463.13	RedTree Investment
RedTree Investment Fees	District		3/31/2020	9401	\$459.39	\$459.39	\$459.39	RedTree Investment
RedTree Investment Fees	District		4/30/2020	9401	\$455.86	\$455.86	\$455.86	RedTree Investment
RedTree Investment Fees	District		5/31/2020	9401	\$456.36	\$456.36	\$456.36	RedTree Investment
RedTree Investment Fees	District		6/30/2020	9401	\$456.53	\$456.53	\$456.53	RedTree Investment
RedTree Investment Fees	District		7/31/2020	9401	\$463.12	\$463.12	\$463.12	RedTree Investment
RedTree Investment Fees	District		8/31/2020	9401	\$468.71	\$468.71	\$468.71	RedTree Investment
RedTree Investment Fees	District		9/30/2020	9401	\$472.75	\$472.75	\$472.75	RedTree Investment
RedTree Investment Fees	District		10/31/2020	9401	\$160.08	\$160.08	\$160.08	RedTree Investment
RedTree Investment Fees	District		11/30/2020	9401	\$157.72	\$157.72	\$157.72	RedTree Investment
RedTree Investment Fees	District		12/31/2020	9401	\$157.71	\$157.71	\$157.71	RedTree Investment
RedTree Investment Fees	District		1/31/2021	9401	\$161.20	\$161.20	\$161.20	RedTree Investment

FY2018 BOND ISSUE

PROJECT	BUILDING	Land Impr., Building, Vehicles, F&E	CHECK DATE	SPECIAL COST CENTER	ESTIMATED COST	ACTUAL COST MTD	ACTUAL COST TO DATE	CONTRACTOR/ VENDOR
RedTree Investment Fees	District		2/28/2021	9401	\$165.21	\$165.21	\$165.21	RedTree Investment
RedTree Investment Fees	District		3/31/2021	9401	\$161.68	\$161.68	\$161.68	RedTree Investment
RedTree Investment Fees	District		4/30/2021	9401	\$158.67	\$158.67	\$158.67	RedTree Investment
RedTree Investment Fees	District		5/31/2021	9401	\$24.36	\$24.36	\$24.36	RedTree Investment
RedTree Investment Fees	District		6/30/2021	9401	\$24.37	\$24.37	\$24.37	RedTree Investment
RedTree Investment Fees	District		7/31/2021	9401	\$23.21	\$23.21	\$23.21	RedTree Investment
RedTree Investment Fees	District		8/31/2021	9401	\$23.21	\$23.21	\$23.21	RedTree Investment
RedTree Investment Fees	District		9/30/2021	9401	\$23.22	\$23.22	\$23.22	RedTree Investment
RedTree Investment Fees	District		10/31/2021	9401	\$23.22	\$23.22	\$23.22	RedTree Investment
RedTree Investment Fees	District		11/30/2021	9401	\$23.22	\$23.22	\$23.22	RedTree Investment
RedTree Investment Fees	District		12/31/2021	9401	\$23.22	\$23.22	\$23.22	RedTree Investment
Total FY2018 BONDS							\$25,525,595.39	

SCC: 9400-9401 FY2018 Bonds

**SHAKER HEIGHTS CITY SCHOOL DISTRICT
FUND 004
CAPITAL PROJECT EXPENDITURES**

September 30, 2022

FUNDING SOURCE				
BOND		NON-BOND SOURCES		FUND 004 GRAND TOTALS
2018 BOND ISSUE		Other	SSF Projects	
SCC 9400-9401		SCC 9121, 9150, 9169-9171, 9178, 9181, 9314, 9316, 9620	SCC's 9164-9168, 9182, 9315	
Allocation	\$25,525,595.39	\$31,881,383.26	\$2,473,799.96	\$59,880,778.61
Spent to Date	25,525,595.39	31,410,791.82	2,475,568.82	\$59,411,956.03
Allocation Available	0.00	470,591.44	(1,768.86)	\$468,822.58
less Outstanding Encumbrances	0.00	0.00	5,030.01	\$5,030.01
Fund Balance Available	\$0.00)	\$470,591.44	(\$6,798.87)	\$463,792.57

Cash Reconciliation:

Beginning of Month Cash	\$463,378.66
Receipts	5,443.92
(Disbursements)	0.00
End of Month Cash	<u>\$468,822.58</u>
	\$0.00

	A	B	C	D	E	F	G	H	I	J	K	L	M	N	O	P
1	SHAKER HEIGHTS CITY SCHOOL DISTRICT															
2	FUND 004															
3	SOURCE OF FUNDING															
4																
5	September 30, 2022															
6																
7																
8																
9	Source of Funding:	2004 Bond Issue	FY2012 & prior	FY2013	FY2014	FY2015	FY2016	FY2017	FY2018	FY2019	FY2020	FY2021	FY2022	FY2023	Total	
10	Bond Issuances															
11	Bond Anticipation Notes - Dec '04	\$0.00														\$0.00
12	Bonds-Series 2005 - April '05	0.00														\$0.00
13	Bond Anticipation Notes - Dec '06	0.00														\$0.00
14	Bonds-Series 2007 - April '07	0.00														\$0.00
15	Bond Anticipation Notes - June '08	0.00														\$0.00
16	Bonds-Series 2008 - November '08	0.00														\$0.00
17	BANs-Jul '12-Track and Turf Field - Unvoted Debt			0.00												\$0.00
18	BANs-Jul '12-HB 264 - Energy Conservation			0.00												\$0.00
19	Bond-Series 2012 - October '12-Buses			0.00												\$0.00
20	FY2018 Bond Issuance - Dec '17, Apr '18								30,000,000.00	0.00	-5,700,000.00	2,549.15	1,477.88			\$24,304,027.03
21	Interest Income-FY2018 Bond Issuance								41,569.44	595,435.74	491,040.78	87,196.69	6,325.71	0.00		\$1,221,568.36
22	Fernway Fire Allocation Adj-June 2020										5,700,000.00	-2,549.15	-1,477.88			\$5,695,972.97
23	Fernway Fire Insurance Proceeds									11,140,590.26	1,644,250.00	1,579,293.08	0.00	0.00		\$14,364,133.34
24	Non-Bond SCC Fund Bal.12/31/04		\$1,072,133.22													\$1,072,133.22
25	Reimb.of Declaration of Intent		796,692.21													\$796,692.21
26	Facility Fees		600,000.00													\$600,000.00
27	Interest Income		1,205,736.40	2,085.30	326.54	1,438.01	6,196.16	4,713.45	7,769.14	0.00	0.00	0.00	0.00	0.00		\$1,228,265.00
28	Bus Sales						1,500.00	0.00		0.00	0.00	0.00	0.00	0.00		\$1,500.00
29	Bus Note Issuances		3,348,318.70													\$3,348,318.70
30	Pyrmnt in Lieu of Taxes		689,742.19													\$689,742.19
31	Woodbury LOLA Project Contrib.		3,132.49													\$3,132.49
32	Gas well		45,073.46	1,071.10	2,236.54	664.29	833.46	569.24	1,390.64	473.57	227.02	368.30	0.00	418.42		\$53,326.04
33	Auction Proceeds														67,949.47	\$67,949.47
34	T-mobile Rental		106,640.00	24,966.00	26,220.00	26,220.00	26,220.00	26,220.00	28,710.90	30,153.00	32,665.75	30,153.00	30,153.00	7,538.25		\$395,859.90
35	Towerpoint Rental											10.00				\$10.00
36	Clearwire/Sprint Rental		42,265.33	25,267.96	23,840.52	26,741.21	27,543.48	28,369.73	29,220.84	30,097.48	31,000.43	50,745.36	0.00	0.00		\$315,092.34
37	SSF Project/Contribution Funds		1,593,484.08	150,535.24	53,314.55	15,400.27	105,936.77	63,213.89	1,603.00	47,467.91	1,311.85	136,549.22	75,328.18	0.00		\$2,244,144.96
38	SSF Project-Planetarium-HNB				50,000.00											\$50,000.00
39	SSF Project-Online Learning Center					93,900.00	0.00	0.00	0.00	0.00						\$93,900.00
40	SSF Project-Hot Spots-Pandemic										20,755.00	5,000.00	0.00	0.00		\$25,755.00
41	SSF FE Playground											175,000.00	1,477.88	0.00		\$176,477.88
42	Huntington Bank Planetarium Donation				75,000.00											\$75,000.00
43	Huntington Bank PLC Donation					15,000.00	15,000.00	15,000.00	15,000.00	0.00	0.00	0.00	0.00	0.00		\$60,000.00
44	City Reimb-repair of BB field(5/07)		24,020.00													\$24,020.00
45	Insurance Proceeds		254,323.66	8,342.81	2,362.56	18,244.88	0.00	2,539.29	6,469.86	139,807.72	66,717.01	0.00	2,191.52	0.00		\$500,999.31
46	Asbestos Litigation Settlement		13,441.51													\$13,441.51
47	PEP Repair of Ludlow		50,801.00													\$50,801.00
48	PTO Reimbursement		43,306.66		6,998.00		7,000.00	10,500.00	0.00	7,318.54	0.00	0.00	0.00	0.00		\$75,123.20
49	First Energy Rebate for Energy Savings (HB264)				57,128.00											\$57,128.00
50	Transfer fr. Fd1 (offset unused HB264 \$'s xfer fr. Fd4 to Fd2)				236,264.49											\$236,264.49
51	Transfer fr. Fd1 (OfficeMax & Medicaid)				2,000,000.00											\$2,000,000.00
52	USTA							20,000.00	0.00	0.00	0.00	0.00	0.00	0.00		\$20,000.00
53	FE Fire Library Grant										20,000.00	0.00	0.00	0.00		\$20,000.00
54																
55	TOTALS	\$0.00	\$9,889,110.91	\$212,268.41	\$2,533,691.20	\$199,108.66	\$188,729.87	\$171,125.60	\$30,131,733.82	\$11,991,344.22	\$2,307,967.84	\$2,064,305.65	\$115,486.29	\$75,906.14	\$59,880,778.61	\$0.00
56														\$0.00		
57																
58																